

Treasurer's Monthly
MANAGEMENT
NOVEMBER 2010 **REPORT**



From the Office of
Robert Franz, Orange County Chief Financial Officer



COUNTY OF ORANGE

TREASURER'S MANAGEMENT REPORT For the month ended November 30, 2010 Table of Contents

I.	Letter to Board of Supervisors.	1
II.	Investment Pool Statistics at market value and book cost, average maturities, current and average yields, current net asset values, and investment and cash to fund accounting reconciliation	5
III.	Benchmark Comparisons	7
IV.	Composition Charts and Graphs.	10
V.	Cash Availability Projection per California Government Code Section 53646(b)(3)	20
VI.	Statement of Accountability	21
VII.	Portfolio Investment Inventory with Market Values	22
VIII.	Detailed Transaction Report.	56
IX.	Non-Compliance Report	97
X.	Approved Issuer List	99
XI.	Changes in Eligible Credits	103
XII.	Credit Quality by Market Value	104
XIII.	Distribution List.	105
XIV.	Report on Compliance Monitoring of the Treasury Investment Portfolio for the Month of October 2010. .	108
XV.	Report on Review of the Statement of Assets held by the County Treasury as of September 30, 2010. .	112



County of Orange
California

Robert J. Franz
Chief Financial Officer

December 15, 2010

TO: Board of Supervisors
Thomas G. Mauk, County Executive Officer
Treasury Oversight Committee
Treasurer's Advisory Committee
Participants

FROM: Robert Franz
Chief Financial Officer

SUBJECT: Treasurer's Management Report for Month ended November 30, 2010

Attached please find the Treasurer's Management Report for the County of Orange for the month ended November 30, 2010. The information provided herein, including all charts, tables, graphs and numerical representations, is provided to readers solely as a general overview of the economic and market conditions which the Treasurer utilizes in making investment decisions. In addition, a complete version of this report is also available for download at our website www.ttc.ocgov.com.

CHIEF FINANCIAL OFFICER'S REPORT

In order to assist you in reading this report, please note that the current balances reflect the investments recorded in the portfolios for each particular fund for the period ending November 30, 2010. Each money market fund has an average maturity of less than sixty days, with a net asset value (NAV) falling within the range of \$0.9950 and \$1.0050. The Extended Fund shall have a duration not to exceed a leading 1-3 Year index +25%. All investments are marked to the market at the end of the reporting period due to the narrow valuation range prescribed by the Pools' Investment Policy Statement.

The reports reflect the par value (face value), the cost and market value (the price of each security at the close of the market on the last trading day of the month). Market values are derived from the Bloomberg Professional Service, a premier provider of instant access to real-time and historical financial data. The difference between the market value and book value is the unrealized gain or (loss). The Detail Transaction Report Section is provided in compliance with California Government Code Section 53607, which requires that the Treasurer file such a report with the Board of Supervisors, from whom his investment authority has been delegated.

APPORTIONMENT OF COMMINGLED POOL INTEREST EARNINGS

We have prepared a forecast for the timing of the County Investment Pool's August 2010 and September 2010 interest apportionments. We have posted the August 2010 interest apportionment to participants' cash accounts in the County general ledger on December 7, 2010. We anticipate posting the September 2010 interest apportionment to participants' cash accounts in the County general ledger by approximately January 18, 2011.

County Executive Office
333 W. Santa Ana Blvd
Third Floor
Santa Ana, California
92701-4062

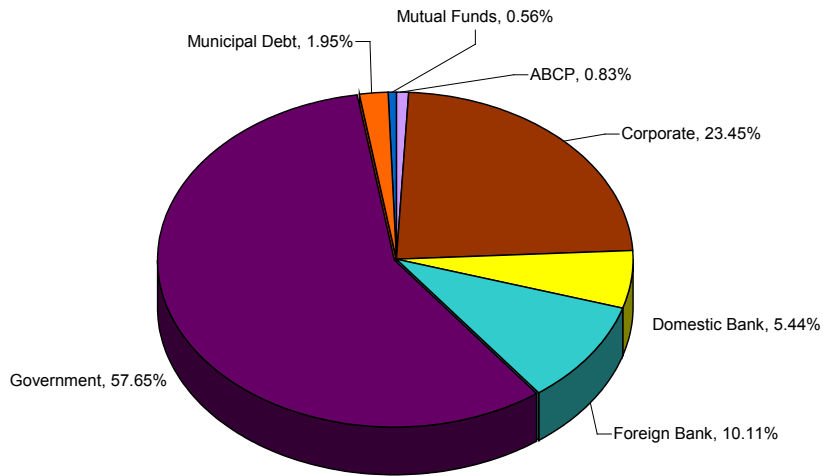
Tel: (714) 834 -4304
Fax: (714) 834 -3555
Web: www.ocgov.com

PORTFOLIO COMPOSITION:

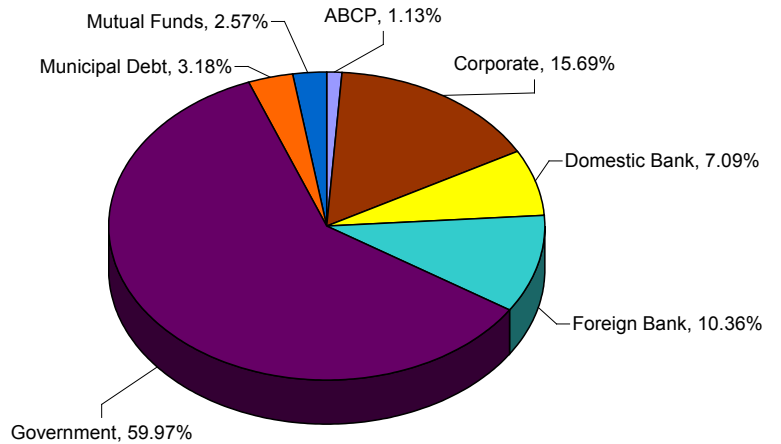
The following graphs represent the County, School and John Wayne Airport investment pools' composition by issuer type. The County and School pools include their portion of the Extended Funds (Exhibit 1)

EXHIBIT 1: Investment Pool Composition

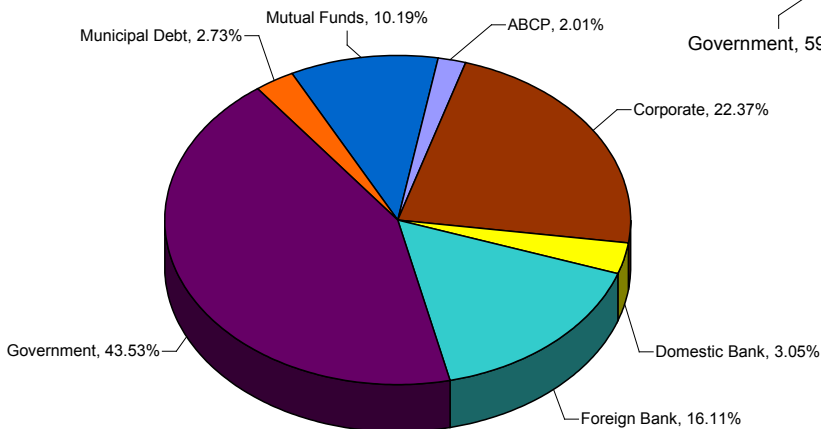
County



Schools



John Wayne Airport



MARKET OBSERVATIONS

During the past two months treasury interest rates have continued to move higher. Our opinion is they still have some room to go. We are not expecting “high” rates, merely not unsustainably “low” rates. Two year treasuries in the 0.80% - 1.00% range and five year treasuries in the 2.25% - 2.50% ranges seem reasonable based on growth in the economy and underlying inflation. Ultimately, rates will remain lower for longer than most people currently anticipate.

Our forecast for 2011 continues to be one of slow growth in the economy, coupled with an unemployment rate in the high 8% range. This coupled with a diminishing of government spending programs should keep a lid on inflation. Although our opinion is short term rates will remain low, we believe there will continue to be upward pressure on rates and are leery of locking in longer maturities.

Based on the above observations, our office will continue to take advantage of moves in the marketplace to selectively extend our duration, while investing in securities that will protect us from higher short-term interest rates.

Interest Rate Forecast

For the fiscal year 2010-2011, we are estimating an average interest yield of 1.20%.

The Treasurer’s Office appreciates your continued confidence as well as the opportunity to provide you exemplary portfolio and cash management services in the future.

ORANGE COUNTY TREASURER-TAX COLLECTOR

EXECUTIVE SUMMARY

December 1, 2009 - November 30, 2010

PERIOD ENDING - MONTH / YEAR	MONTH END MARKET	EARNINGS FOR MONTH	AVERAGE YIELD FOR	MONTH END WAM
<i>Current Month - November 2010</i>				
County Pool - Money Market Fund	\$ 1,909,825,613	\$ 332,186	0.25%	56
Educational Pool - Money Market Fund	\$ 1,294,299,746	\$ 397,543	0.37%	60
Extended Fund	\$ 3,076,938,355	\$ 4,333,834	1.72%	746
<i>October 2010</i>				
County Pool - Money Market Fund	\$ 1,391,396,900	\$ 310,354	0.30%	57
Educational Pool - Money Market Fund	\$ 1,388,575,150	\$ 348,236	0.31%	54
Extended Fund	\$ 3,083,068,752	\$ 3,326,034	1.27%	736
OC Extended Fund B (Sold Serpentine)	\$ -	\$ (7,622,716)	-	-
<i>September 2010</i>				
County Pool - Money Market Fund	\$ 1,271,251,788	\$ 299,296	0.27%	57
Educational Pool - Money Market Fund	\$ 1,392,597,482	\$ 388,992	0.33%	60
Extended Fund	\$ 3,072,503,395	\$ 4,110,010	1.61%	795
OC Extended Fund B	\$ 34,698,134	\$ -	N/A	248
<i>August 2010</i>				
County Pool - Money Market Fund	\$ 1,416,333,828	\$ 505,251	0.44%	54
Educational Pool - Money Market Fund	\$ 1,432,155,046	\$ 475,517	0.41%	53
Extended Fund	\$ 3,065,956,379	\$ 3,341,027	1.27%	710
OC Extended Fund B	\$ 34,698,134	\$ -	N/A	278
<i>July 2010</i>				
County Pool - Money Market Fund	\$ 1,315,009,875	\$ 552,598	0.42%	54
Educational Pool - Money Market Fund	\$ 1,392,481,613	\$ 459,872	0.42%	52
Extended Fund	\$ 3,060,507,013	\$ 3,191,055	1.23%	511
OC Extended Fund B	\$ 33,248,593	\$ -	N/A	309
<i>June 2010</i>				
County Pool - Money Market Fund	\$ 1,706,187,007	\$ 497,327	0.34%	58
Educational Pool - Money Market Fund	\$ 1,349,698,395	\$ 450,241	0.39%	55
Extended Fund	\$ 2,799,555,894	\$ 3,590,484	1.55%	557
OC Extended Fund B	\$ 33,560,112	\$ -	N/A	340
<i>May 2010</i>				
County Pool - Money Market Fund	\$ 2,041,335,609	\$ 593,058	0.32%	55
Educational Pool - Money Market Fund	\$ 1,593,064,172	\$ 511,916	0.35%	57
Extended Fund	\$ 2,759,762,530	\$ 6,645,732	2.85%	584
OC Extended Fund B	\$ 34,559,137	\$ -	N/A	5
<i>April 2010</i>				
County Pool - Money Market Fund	\$ 2,259,602,732	\$ 592,006	0.24%	57
Educational Pool - Money Market Fund	\$ 1,835,314,711	\$ 348,913	0.31%	57
Extended Fund	\$ 2,734,552,743	\$ 4,265,867	1.88%	622
OC Extended Fund B	\$ 35,324,110	\$ -	N/A	36
<i>March 2010</i>				
County Pool - Money Market Fund	\$ 2,181,831,316	\$ 541,843	0.31%	53
Educational Pool - Money Market Fund	\$ 1,378,158,717	\$ 401,715	0.33%	58
Extended Fund	\$ 2,728,999,199	\$ 3,579,192	1.55%	631
OC Extended Fund B	\$ 36,096,323	\$ -	N/A	66
<i>February 2010</i>				
County Pool - Money Market Fund	\$ 2,091,943,820	\$ 421,985	0.26%	57
Educational Pool - Money Market Fund	\$ 1,443,531,370	\$ 365,965	0.31%	51
Extended Fund	\$ 2,618,244,956	\$ 3,680,403	1.82%	511
OC Extended Fund B	\$ 36,578,163	\$ -	N/A	97
<i>January 2010</i>				
County Pool - Money Market Fund	\$ 2,108,614,594	\$ 508,703	0.27%	55
Educational Pool - Money Market Fund	\$ 1,759,715,627	\$ 369,528	0.26%	57
Extended Fund	\$ 2,599,819,873	\$ 3,353,439	1.49%	489
OC Extended Fund B	\$ 37,098,503	\$ -	N/A	125
<i>December 2009</i>				
County Pool - Money Market Fund	\$ 2,463,159,678	\$ 615,490	0.24%	57
Educational Pool - Money Market Fund	\$ 2,071,614,454	\$ 380,114	0.37%	43
Extended Fund	\$ 2,592,000,368	\$ 3,029,087	1.35%	408
OC Extended Fund B	\$ 37,405,659	\$ -	N/A	156
December 1, 2009 - November 30, 2010	Annual Average	Total for Year	Annual Average	Annual Average
County Pool - Money Market Fund	\$ 1,846,374,397	\$ 5,770,098	0.30%	56
Educational Pool - Money Market Fund	\$ 1,527,600,540	\$ 4,898,553	0.35%	55
Extended Fund	\$ 2,849,325,788	\$ 46,446,165	1.63%	608
OC Extended Fund B	\$ 29,438,906	\$ (7,622,716)	N/A	187

ORANGE COUNTY TREASURER-TAX COLLECTOR
INVESTMENT POOL STATISTICS
FOR THE MONTH ENDED NOVEMBER 30, 2010

INVESTMENT STATISTICS - By Investment Fund*

DESCRIPTION	CURRENT BALANCES	Average Days to Maturity	Current Yield	MONTH Average Yield	Current NAV
<u>O.C. Money Market Fund</u>	MARKET Value \$ 1,909,825,613	56	0.24%	0.25%	1.00
	COST (Capital) \$ 1,911,151,021				
	MONTHLY AVG Balance \$ 1,600,891,331				
	BOOK Value \$ 1,909,517,194				
<u>O.C. Educational Money Market Fund</u>	MARKET Value \$ 1,294,299,746	60	0.39%	0.37%	1.00
	COST (Capital) \$ 1,295,809,968				
	MONTHLY AVG Balance \$ 1,314,448,199				
	BOOK Value \$ 1,294,416,177				
<u>Extended Fund</u>	MARKET Value \$ 3,076,938,355	746	1.33%	1.72%	1.01
	COST (Capital) \$ 3,066,150,810				
	MONTHLY AVG Balance \$ 3,065,556,418				
	BOOK Value \$ 3,061,493,720				
ALLOCATION OF EXTENDED FUNDS					
<u>Extended Fund (X Fund)</u> <i>County's Share of X Fund</i>	MARKET Value \$ 1,722,188,691	746	1.33%	1.72%	1.01
	COST (Capital) \$ 1,716,150,810				
	MONTHLY AVG Balance \$ 1,715,556,418				
	BOOK Value \$ 1,713,544,197				
<i>Educational Share of X Fund</i>	MARKET Value \$ 1,354,749,664	746	1.33%	1.72%	1.01
	COST (Capital) \$ 1,350,000,000				
	MONTHLY AVG Balance \$ 1,350,000,000				
	BOOK Value \$ 1,347,949,523				

ORANGE COUNTY TREASURER-TAX COLLECTOR
INVESTMENT POOL STATISTICS
FOR THE MONTH ENDED NOVEMBER 30, 2010

INVESTMENT STATISTICS - By Investment Pool***

DESCRIPTION	CURRENT BALANCES	Average Days to Maturity	Current Yield	MONTH Average Yield	Current NAV
<u>COMBINED POOL BALANCES</u> (includes the Extended Fund)					
<i>County Pool</i>	MARKET Value \$ 3,632,014,304	382	0.81%	1.01%	1.00
	COST (Capital) \$ 3,627,301,831				
	MONTHLY AVG Balance \$ 3,316,447,749				
	BOOK Value \$ 3,623,061,391				
<i>Educational Pool</i>	MARKET Value \$ 2,649,049,410	410	0.87%	1.05%	1.00
	COST (Capital) \$ 2,645,809,968				
	MONTHLY AVG Balance \$ 2,664,448,199				
	BOOK Value \$ 2,642,365,701				

INVESTMENT STATISTICS - Non Pooled Investments **

DESCRIPTION	CURRENT BALANCE	BOOK BALANCE BY INVESTMENT TYPE	
Specific Investment			
Funds:	MARKET Value \$ 66,809,630	Money Market Funds	\$ 15,963,555
112, 283, 480, 482, 483, 494, 497	COST (Capital) \$ 66,889,920	Repurchase Agreement	1,081,500
505, 510, 514, 546, 15B	MONTHLY AVG Balance \$ 66,896,512	John Wayne Airport Investment Pool	49,718,817
		GNMA Mortgage-Backed Security	126,048
			\$ 66,889,920

MONTH END TOTALS

INVESTMENTS & CASH		FUND ACCOUNTING & SPECIFIC INVESTMENTS	
County Money Market Fund	\$ 1,911,151,021		
County Cash	24,375,727	County Funds	\$ 3,651,677,558
Educational Money Market Fund	1,295,809,968	School Funds	2,647,779,675
Extended Fund	3,066,150,810	Specific Investments	66,889,920
School Cash	1,969,707		
Non Pooled Investments @ Cost	66,889,920		
	\$ 6,366,347,152		\$ 6,366,347,152

* Book Value is computed as Cost reduced by amortization of premium and increased by the accretion of discount of the Investment Portfolio. Net Asset Value (NAV) is equal to Market Value divided by Book Value.

** Specific non pooled investments are reported in compliance with Government Code Section 53646 (b)(1). Detailed descriptions are included in the inventory listing in Section VII of this report.

***The Combined Pool Balances include the County and Educational Money Market Funds and their respective portions of the Extended Fund.

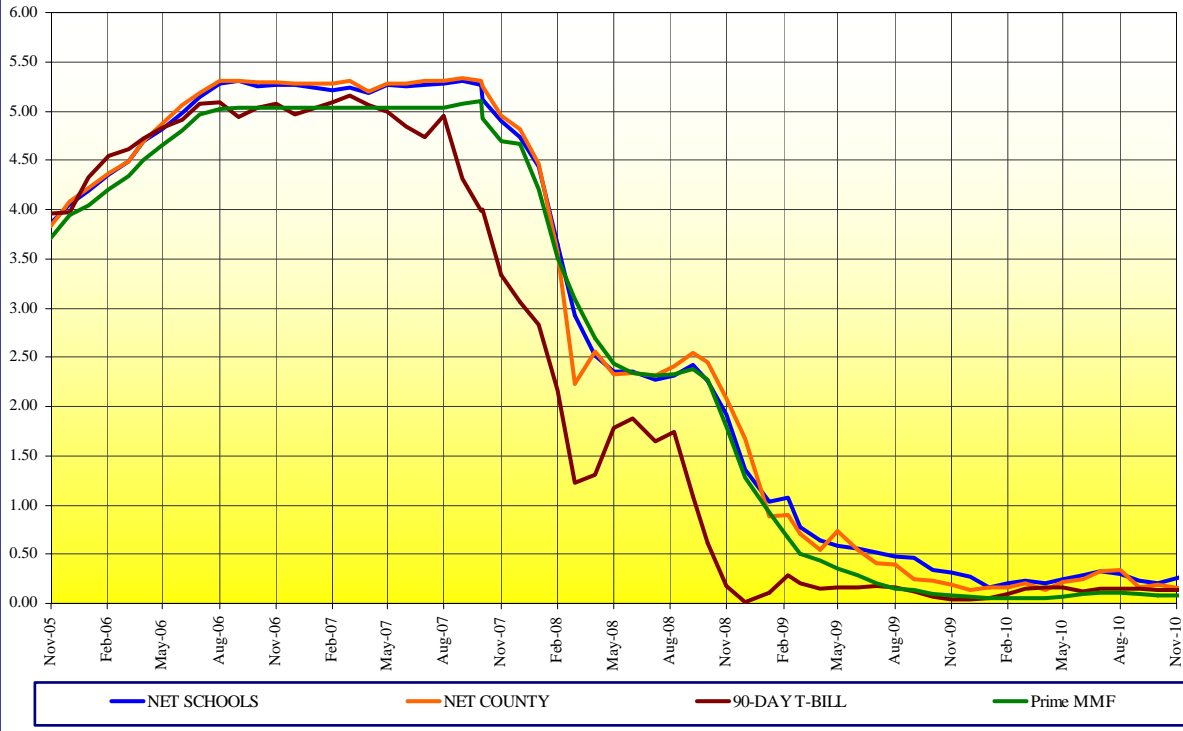
JOHN WAYNE AIRPORT PORTFOLIO

INVESTMENT PORTFOLIO RESULTS with Benchmark Comparisons (1)

	MARKET VALUE (000)	AVERAGE DAYS TO MATURITY			MONTHLY AVERAGE % YIELD (2)			
		JW AIRPORT	PRIME MMF	S&P LGIP	JW AIRPORT	90 DAY T-BILL	PRIME MMF	S&P LGIP
November 2010	49,638.5	54	46	48	0.25	0.14	0.08	0.15
October 2010	49,641.6	54	46	47	0.24	0.13	0.08	0.16
September 2010	49,562.8	57	43	43	0.28	0.15	0.10	0.19
August 2010	49,569.1	52	47	43	0.31	0.15	0.21	0.19
July 2010	48,423.3	56	46	44	0.36	0.15	0.19	0.18
June 2010	49,480.9	56	39	44	0.37	0.12	0.15	0.17
May 2010	49,506.1	55	45	46	0.36	0.16	0.13	0.16
April 2010	49,448.1	57	49	48	0.34	0.16	0.12	0.15
March 2010	49,481.4	58	53	48	0.21	0.15	0.10	0.15
February 2010	49,510.1	59	55	49	0.28	0.10	0.11	0.15
January 2010	49,468.1	49	56	49	0.43	0.06	0.11	0.18
December 2009	49,453.8	55	50	47	0.43	0.04	0.14	0.22
November 2009	49,360.8	51	54	48	0.43	0.04	0.16	0.23
October 2009	49,293.8	55	59	46	0.46	0.07	0.20	0.26
September 2009	49,408.8	47	56	44	0.51	0.12	0.23	0.31
August 2009	49,356.3	56	54	45	0.52	0.17	0.28	0.33
July 2009	49,205.6	54	59	45	0.60	0.18	0.36	0.38
June 2009	49,210.6	55	50	44	0.74	0.17	0.49	0.44
May 2009	49,342.9	51	56	44	0.82	0.17	0.58	0.52
April 2009	49,278.3	55	52	44	0.77	0.15	0.63	0.60
March 2009	58,249.5	53	48	46	0.99	0.20	0.72	0.73
February 2009	58,161.3	53	53	45	1.23	0.29	1.02	0.84
January 2009	58,189.3	42	52	43	1.11	0.12	1.36	1.18
December 2008	58,183.0	52	49	45	1.49	0.02	1.80	1.54
November 2008	58,109.9	46	41	42	1.91	0.18	2.33	1.92
October 2008	57,990.7	42	43	36	2.27	0.62	2.58	2.17
September 2008	57,831.7	49	44	36	2.49	1.10	2.50	2.32
August 2008	57,733.6	30	46	40	2.42	1.74	2.43	2.28
July 2008	57,617.8	42	48	39	2.40	1.65	2.49	2.26
June 2008	57,489.0	31	48	39	2.49	1.88	2.49	2.29
May 2008	57,349.8	29	44	41	2.58	1.78	2.62	2.42
April 2008	57,234.7	35	49	39	2.68	1.31	2.89	2.73
March 2008	57,137.5	26	42	37	2.92	1.22	3.39	3.24
February 2008	56,938.3	33	42	34	3.67	2.16	3.82	3.84
January 2008	56,697.5	36	48	36	4.47	2.83	4.52	4.45
December 2007	56,441.0	26	48	37	4.71	3.06	4.75	4.59
November 2007	56,262.6	27	41	36	4.95	3.34	4.86	5.06
October 2007	56,098.4	37	45	35	5.21	4.00	5.07	4.95
September 2007	55,836.8	32	45	37	5.27	3.81	5.22	5.07
August 2007	55,595.6	36	40	33	5.40	4.31	5.17	5.09
July 2007	55,360.6	43	35	31	5.32	4.95	5.17	5.10
June 2007	55,118.3	41	38	30	5.35	4.74	5.17	5.10
May 2007	54,760.8	43	39	29	5.33	4.85	5.16	5.09
April 2007	54,451.0	40	38	29	5.36	4.99	5.17	5.14
March 2007	54,213.5	38	39	31	5.23	5.06	5.16	5.14
February 2007	54,064.7	49	37	34	5.39	5.15	5.16	5.12
January 2007	53,626.1	54	48	35	5.32	5.09	5.15	5.12
December 2006	53,406.0	41	51	36	5.27	4.97	5.16	5.12
November 2006	53,178.4	62	51	35	5.31	5.07	5.15	5.10
October 2006	52,904.0	68	43	37	5.38	5.04	5.15	5.10
September 2006	52,646.3	66	38	38	5.46	4.93	5.15	5.09
August 2006	52,468.9	71	38	37	5.39	5.09	5.15	5.05
July 2006	52,303.6	66	32	32	5.28	5.07	5.09	4.97
June 2006	52,137.8	64	37	32	5.17	4.91	4.90	4.79
May 2006	52,446.9	37	38	31	4.94	4.83	4.53	4.63
April 2006	51,782.1	39	37	29	4.76	4.72	4.62	4.49
March 2006	51,556.1	43	38	29	4.63	4.62	4.44	4.32
February 2006	51,364.6	45	37	33	4.43	4.54	4.34	4.20
January 2006	51,183.0	27	38	28	4.25	4.32	4.18	4.05
December 2005	50,996.9	32	36	30	4.10	3.97	4.04	3.92
November 2005	50,829.5	45	35	28	3.99	3.96	3.84	3.70
October 2005	50,708.0	58	32	27	3.84	3.76	3.65	3.47
September 2005	50,557.0	51	36	28	3.64	3.48	3.46	3.29
August 2005	50,435.0	49	37	30	3.51	3.50	3.28	3.11
July 2005	50,237.7	55	37	29	3.32	3.27	3.10	2.91

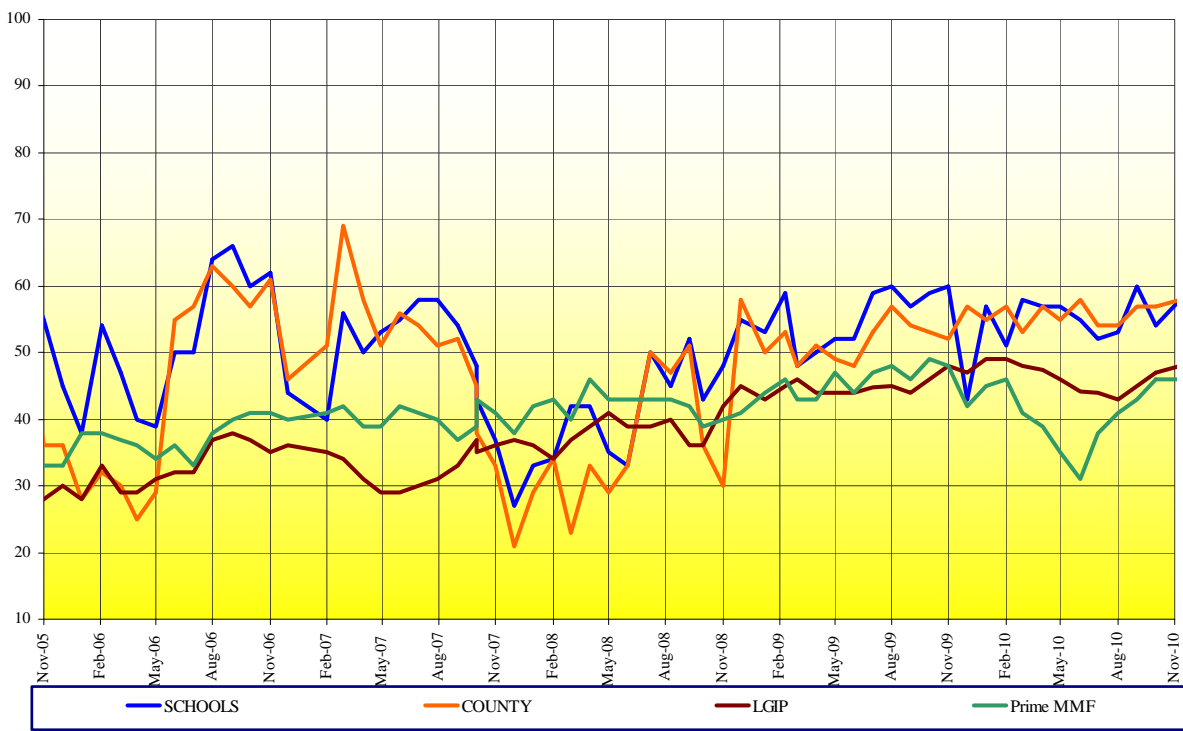
ORANGE COUNTY MONEY MARKET POOLS vs BENCHMARKS (YIELD)

For The Period November 2005 to November 2010



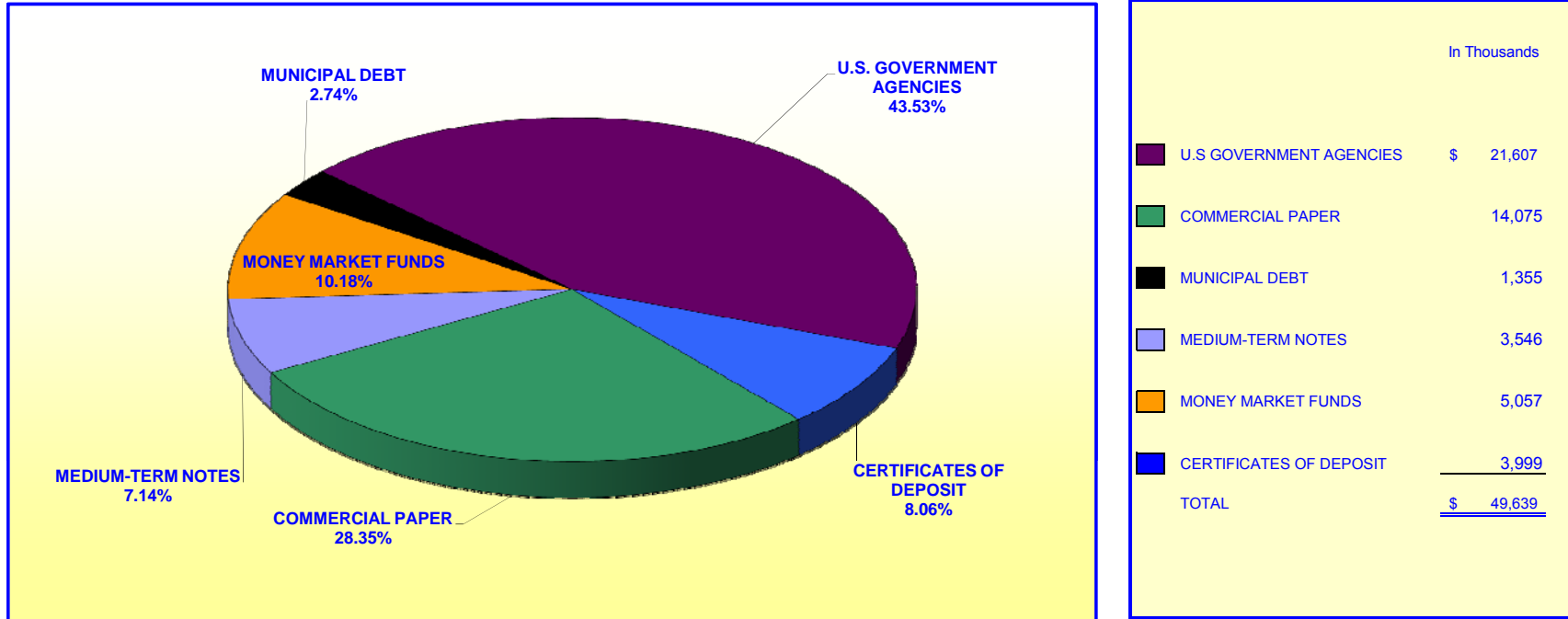
ORANGE COUNTY MONEY MARKET POOLS vs BENCHMARKS (WAM)

For The Period November 2005 to November 2010



**ORANGE COUNTY TREASURER - TAX COLLECTOR
JOHN WAYNE AIRPORT INVESTMENT POOL
PORTFOLIO COMPOSITION ****

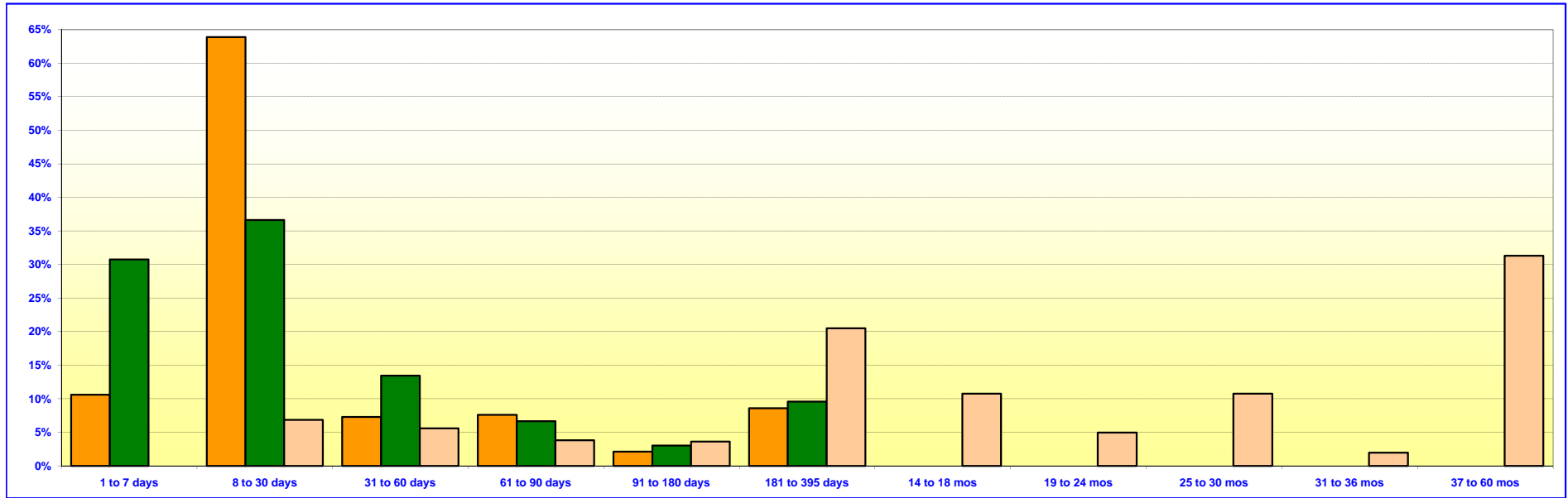
November 30, 2010



Investment Composition Is In Compliance With The Orange County Treasurer's Investment Policy Statement

*** Calculated Using Market Value at 11/30/2010*

ORANGE COUNTY TREASURER - TAX COLLECTOR
ORANGE COUNTY AND EDUCATIONAL INVESTMENT POOLS
MATURITIES DISTRIBUTION
November 30, 2010



O.C. INVESTMENT POOL MONEY MARKET FUND		
	In Thousands	%
1 TO 7 DAYS	\$ 201,904	10.59%
8 TO 30 DAYS	1,217,934	63.86%
31 TO 60 DAYS	138,915	7.28%
61 TO 90 DAYS	144,657	7.59%
91 TO 180 DAYS	40,300	2.11%
181 TO 395 DAYS	163,396	8.57%
TOTAL	\$ 1,907,106	100.00%

O.C. EDUCATIONAL MONEY MARKET FUND		
	In Thousands	%
1 TO 7 DAYS	\$ 397,311	30.73%
8 TO 30 DAYS	473,480	36.63%
31 TO 60 DAYS	173,656	13.43%
61 TO 90 DAYS	86,112	6.66%
91 TO 180 DAYS	38,700	3.00%
181 TO 395 DAYS	123,500	9.55%
TOTAL	\$ 1,292,759	100%

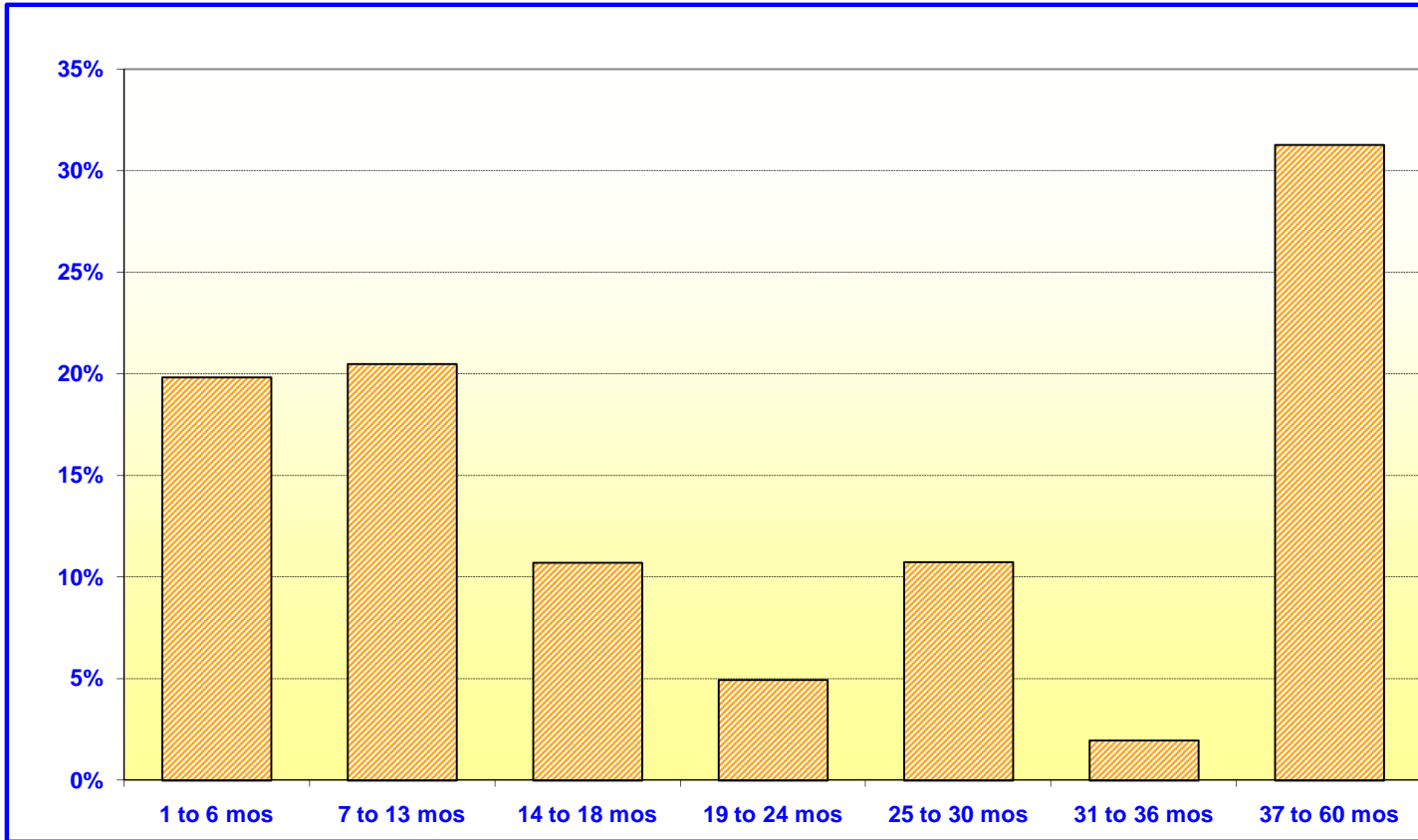
O.C. INVESTMENT POOL EXTENDED FUND		
	In Thousands	%
1 TO 7 DAYS	\$ -	0.00%
8 TO 30 DAYS	208,200	6.84%
31 TO 60 DAYS	170,202	5.59%
61 TO 90 DAYS	115,858	3.81%
91 TO 180 DAYS	110,000	3.61%
181 TO 395 DAYS	623,098	20.48%
14 TO 18 MONTHS	326,525	10.73%
19 TO 24 MONTHS	150,173	4.94%
25 TO 30 MONTHS	326,917	10.74%
31 TO 36 MONTHS	59,928	1.97%
37 TO 60 MONTHS	952,048	31.29%
TOTAL	\$ 3,042,949	100.00%

Maturity Limits Are In Compliance With The Orange County Treasurer's Investment Policy Statement

Floating Rate Notes are deemed to have a maturity date equal to their next interest reset date.

At 11/30/2010, Floating Rate Notes comprise 25.81%, 6.75%, and 41.69% of the O.C. Money Market Fund, Extended Fund, and Educational Money Market Fund respectively.

ORANGE COUNTY TREASURER - TAX COLLECTOR
ORANGE COUNTY - EXTENDED FUND
MATURITIES DISTRIBUTION
November 30, 2010



ORANGE COUNTY EXTENDED FUND		
	In Thousands	%
1 TO 6 MOS	\$ 604,260	19.85%
7 TO 13 MOS	623,098	20.48%
14 TO 18 MOS	326,525	10.73%
19 TO 24 MOS	150,173	4.94%
25 TO 30 MOS	326,917	10.74%
31 TO 36 MOS	59,928	1.97%
37 TO 60 MOS	<u>952,048</u>	<u>31.29%</u>
TOTAL	<u>\$ 3,042,949</u>	<u>100.00%</u>

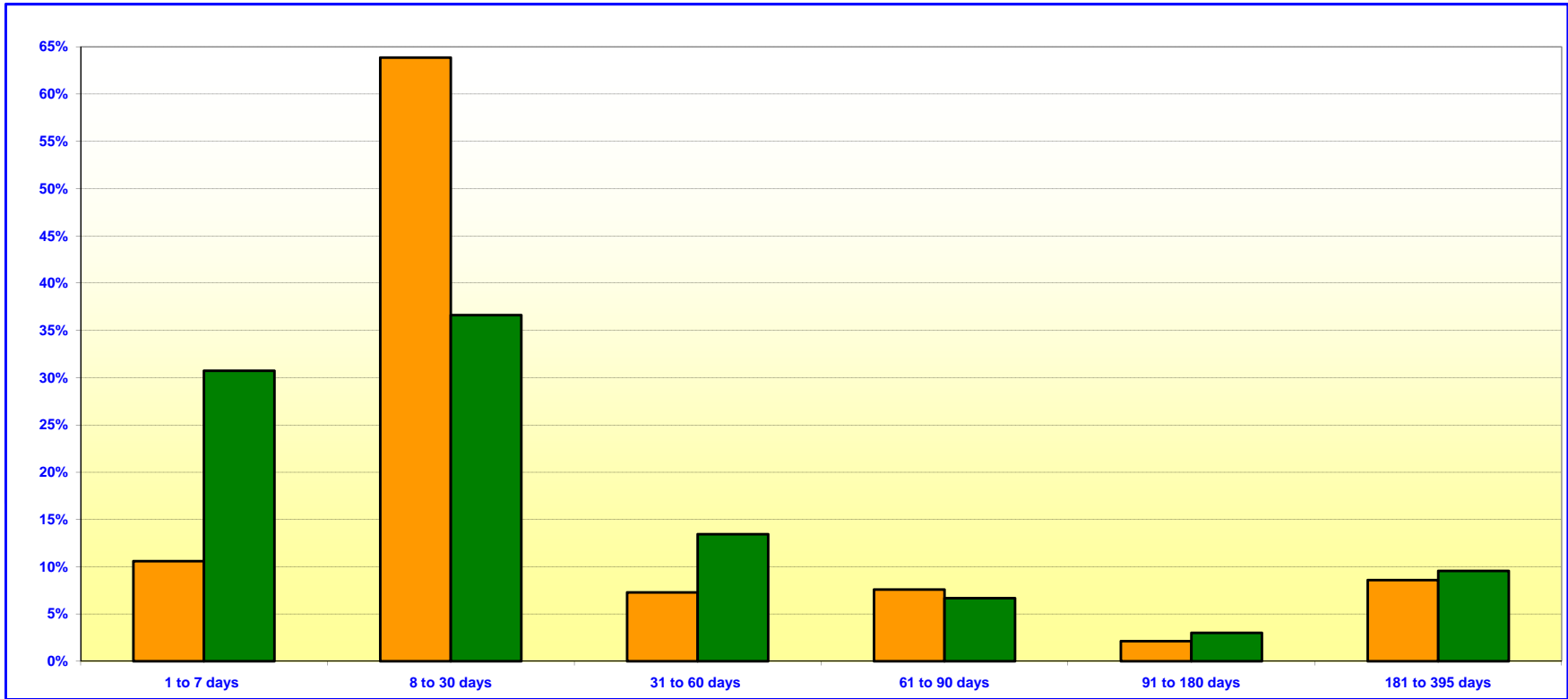
Maturity Limits Are In Compliance With The Orange County Treasurer's Investment Policy Statement

Floating Rate Notes are deemed to have a maturity date equal to their next interest reset date.
 At 11/30/2010, Floating Rate Notes comprise 6.75% of the O.C. Extended Fund

ORANGE COUNTY TREASURER - TAX COLLECTOR
ORANGE COUNTY MONEY MARKET FUND AND EDUCATIONAL MONEY MARKET FUND

MATURITIES DISTRIBUTION

November 30, 2010



O.C. INVESTMENT POOL MONEY MARKET FUND		
	In Thousands	%
1 TO 7 DAYS	\$ 201,904	10.59%
8 TO 30 DAYS	1,217,934	63.86%
31 TO 60 DAYS	138,915	7.28%
61 TO 90 DAYS	144,657	7.59%
91 TO 180 DAYS	40,300	2.11%
181 TO 395 DAYS	163,396	8.57%
TOTAL	\$ 1,907,106	100.00%

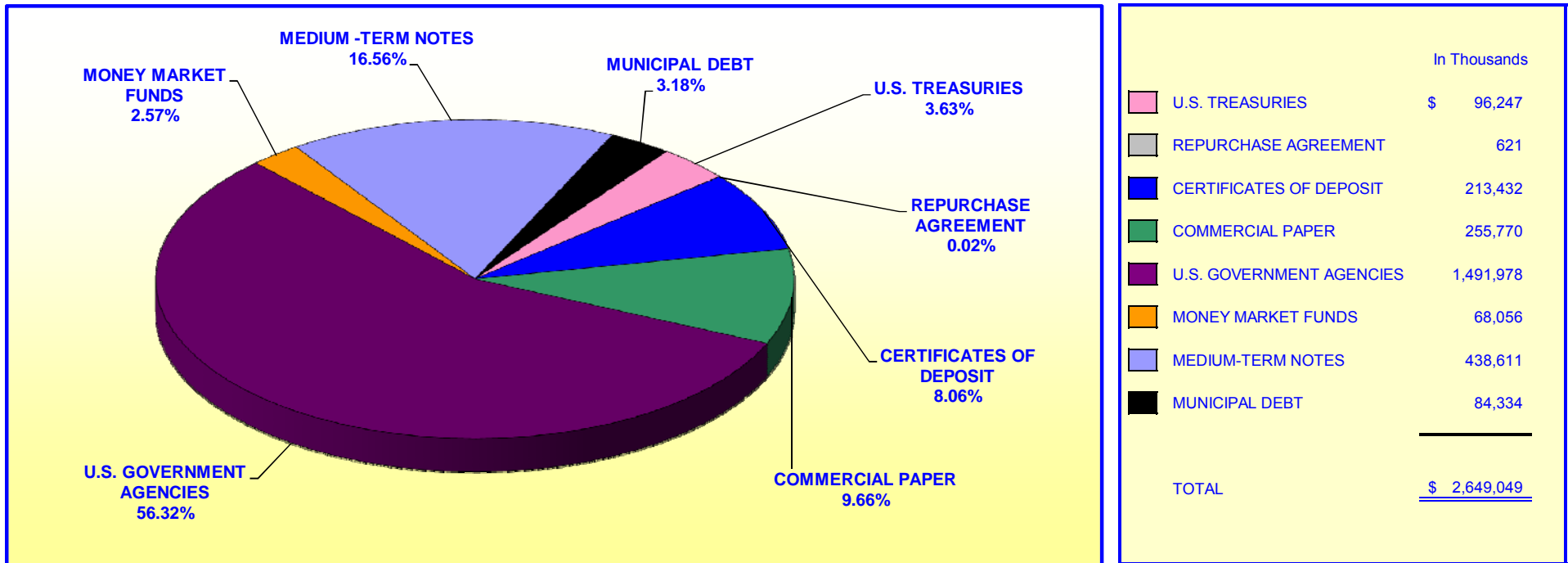
O.C. EDUCATIONAL MONEY MARKET FUND		
	In Thousands	%
1 TO 7 DAYS	\$ 397,311	30.73%
8 TO 30 DAYS	473,480	36.63%
31 TO 60 DAYS	173,656	13.43%
61 TO 90 DAYS	86,112	6.66%
91 TO 180 DAYS	38,700	3.00%
181 TO 395 DAYS	123,500	9.55%
TOTAL	\$ 1,292,759	100.00%

Maturity Limits Are In Compliance With The Orange County Treasurer's Investment Policy Statement

Floating Rate Notes are deemed to have a maturity date equal to their next interest reset date.
 At 11/30/2010 Floating Rate Notes comprise 25.81% and 41.69% of the O.C. Money Market Fund and Educational Money Market Fund respectively.

**ORANGE COUNTY TREASURER - TAX COLLECTOR
ORANGE COUNTY EDUCATIONAL INVESTMENT POOL
PORTFOLIO COMPOSITION - COMBINED ****

November 30, 2010



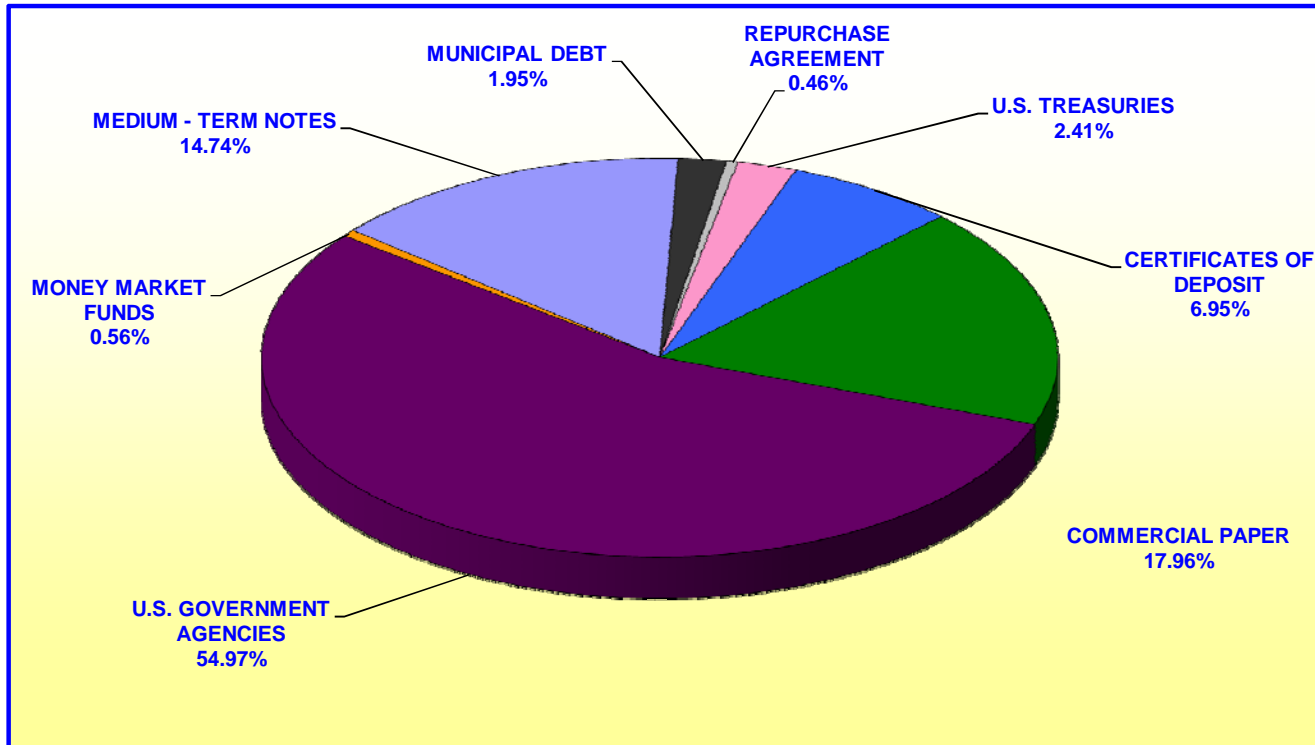
Investment Composition Is In Compliance With The Orange County Treasurer's Investment Policy Statement

***Educational Investment Pool Includes: Money Market Fund & Extended Fund**

**** Calculated Using Market Value at 11/30/2010**

**ORANGE COUNTY TREASURER - TAX COLLECTOR
ORANGE COUNTY INVESTMENT POOL
PORTFOLIO COMPOSITION - COMBINED ****

November 30, 2010



	In Thousands
U.S. TREASURIES	\$ 87,654
REPURCHASE AGREEMENT	16,590
CERTIFICATES OF DEPOSIT	252,575
COMMERCIAL PAPER	652,167
U.S. GOVERNMENT AGENCIES	1,996,698
MONEY MARKET FUNDS	20,290
MEDIUM-TERM NOTES	535,393
MUNICIPAL DEBT	70,647
TOTAL	<u>\$ 3,632,014</u>

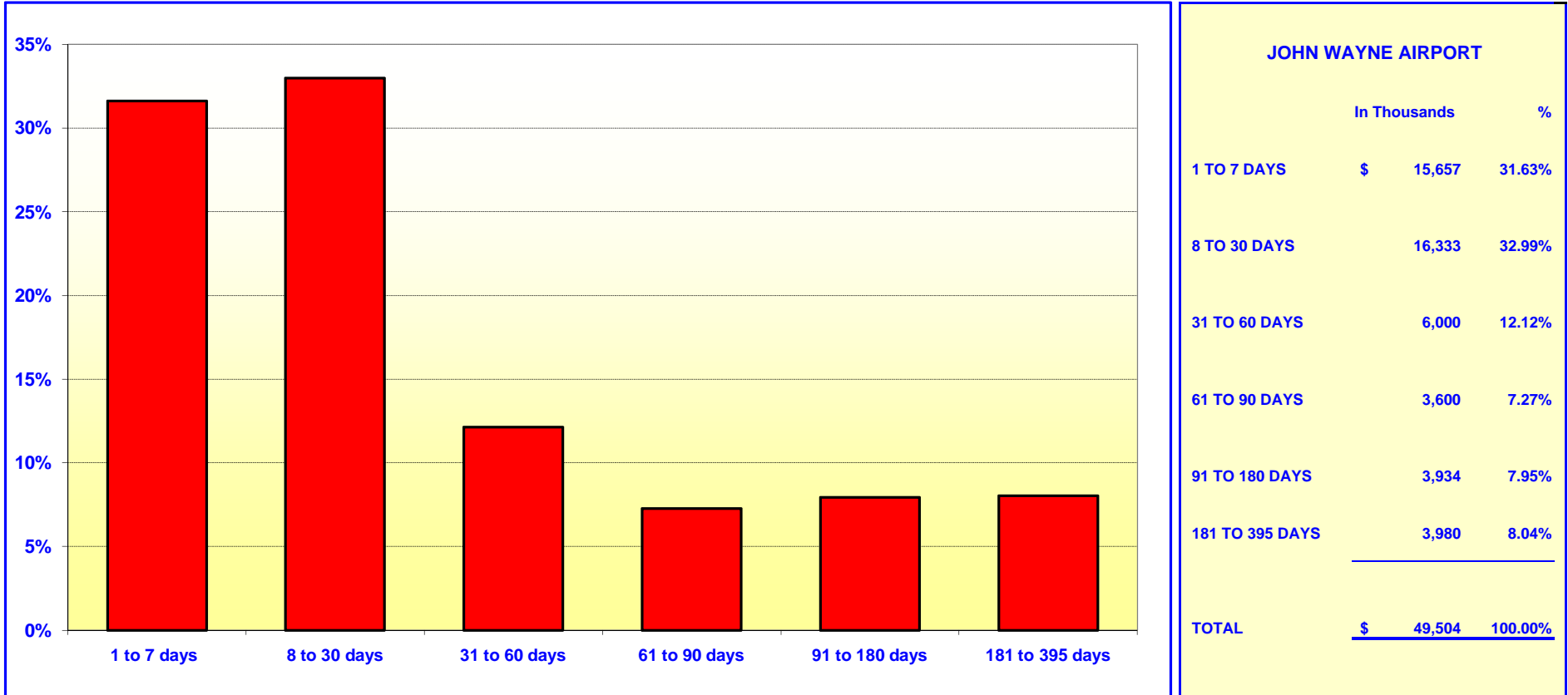
Investment Composition Is In Compliance With The Orange County Treasurer's Investment Policy Statement

**County Investment Pool Includes: Money Market Fund & Extended Fund*

*** Calculated Using Market Value at 11/30/2010*

ORANGE COUNTY TREASURER - TAX COLLECTOR
JOHN WAYNE AIRPORT INVESTMENT POOL
MATURITIES DISTRIBUTION

November 30, 2010



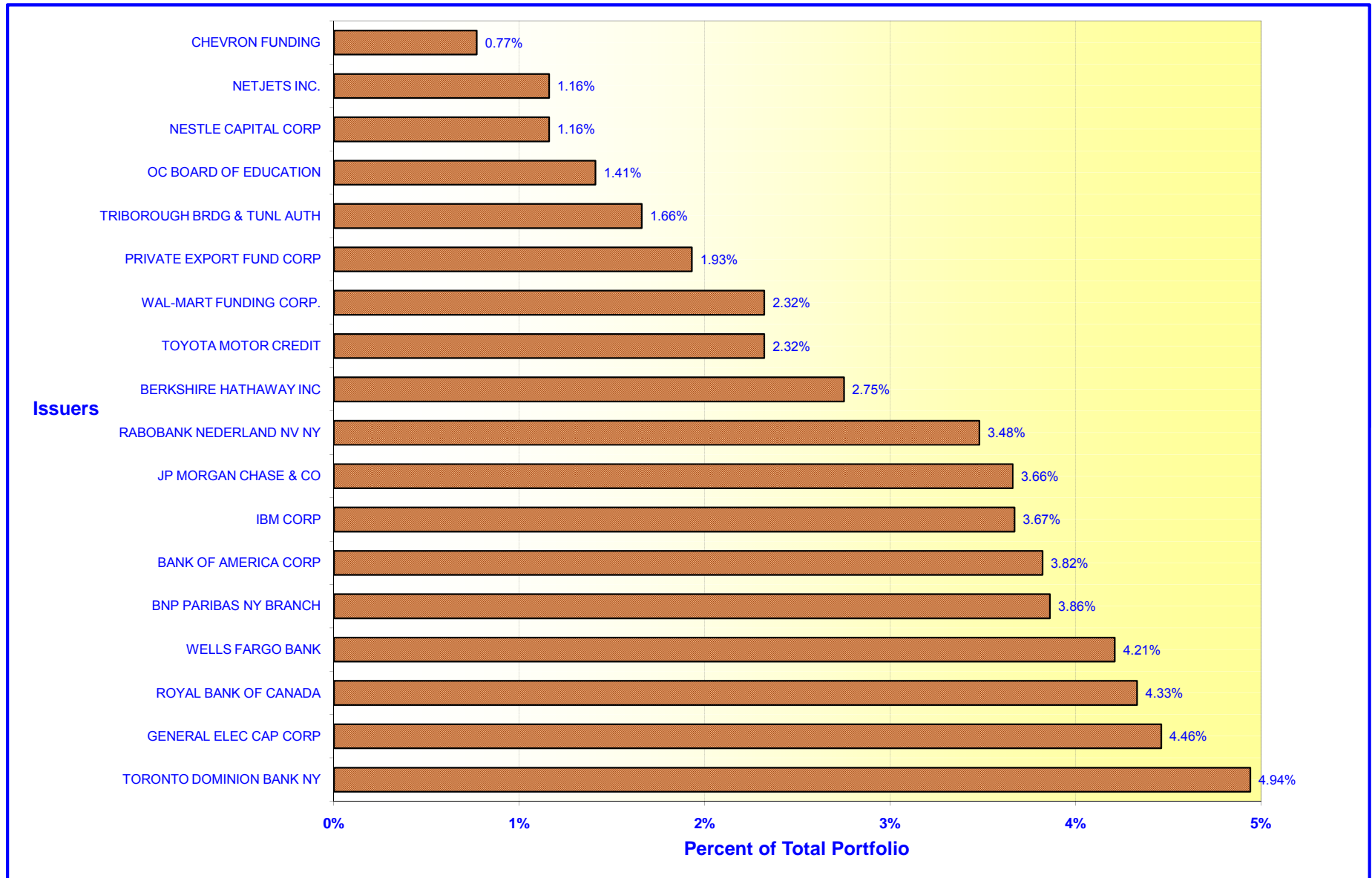
Maturity Limits Are In Compliance With The Orange County Treasurer's Investment Policy Statement

Floating Rate Notes are deemed to have a maturity date equal to their next interest reset date.
 At 11/30/2010, Floating Rate Notes comprise 34.00% of the John Wayne Airport

ORANGE COUNTY TREASURER - TAX COLLECTOR

EDUCATIONAL MONEY MARKET FUND - ISSUER CONCENTRATION

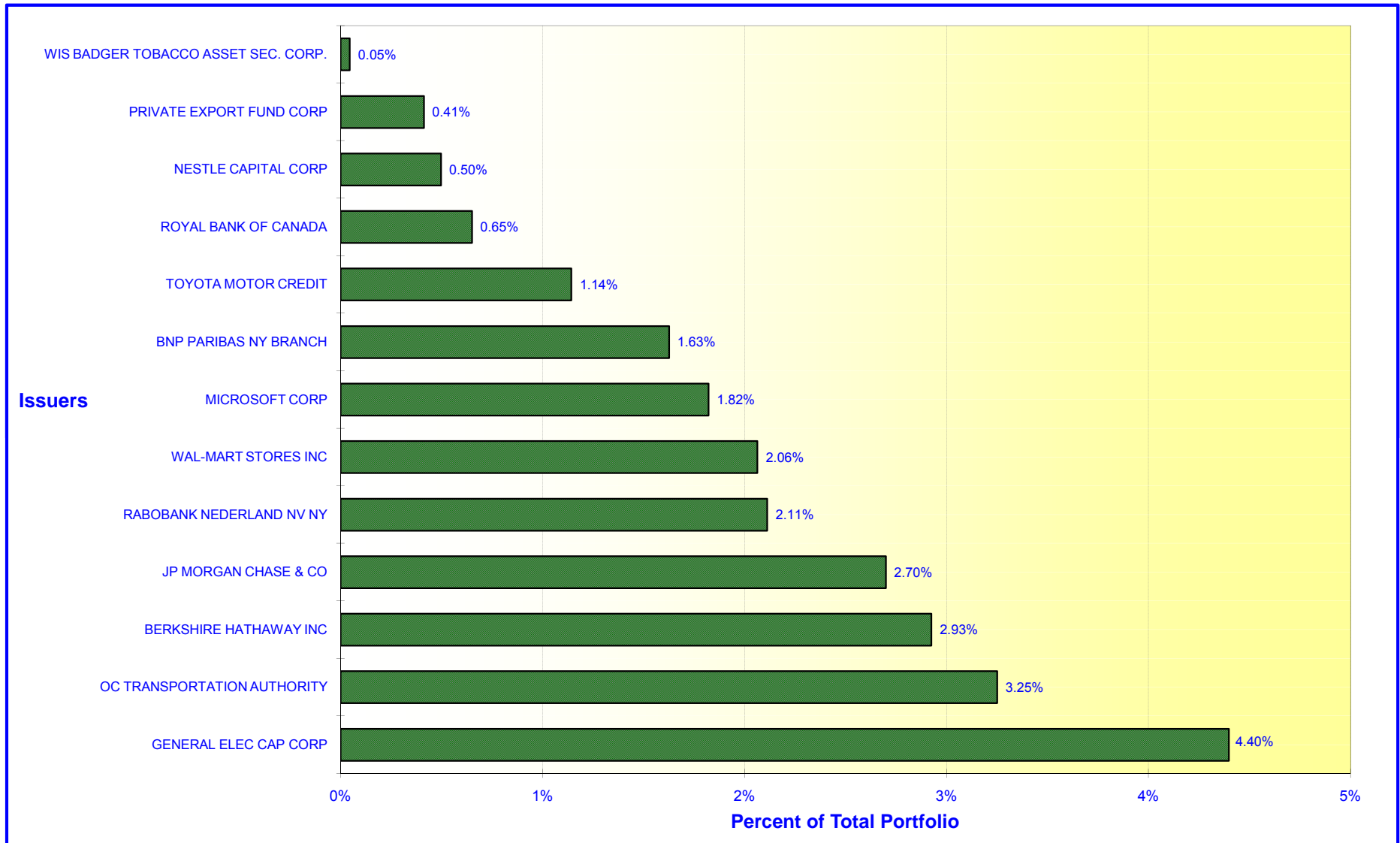
November 30, 2010



ORANGE COUNTY TREASURER - TAX COLLECTOR

ORANGE COUNTY EXTENDED FUND - ISSUER CONCENTRATION

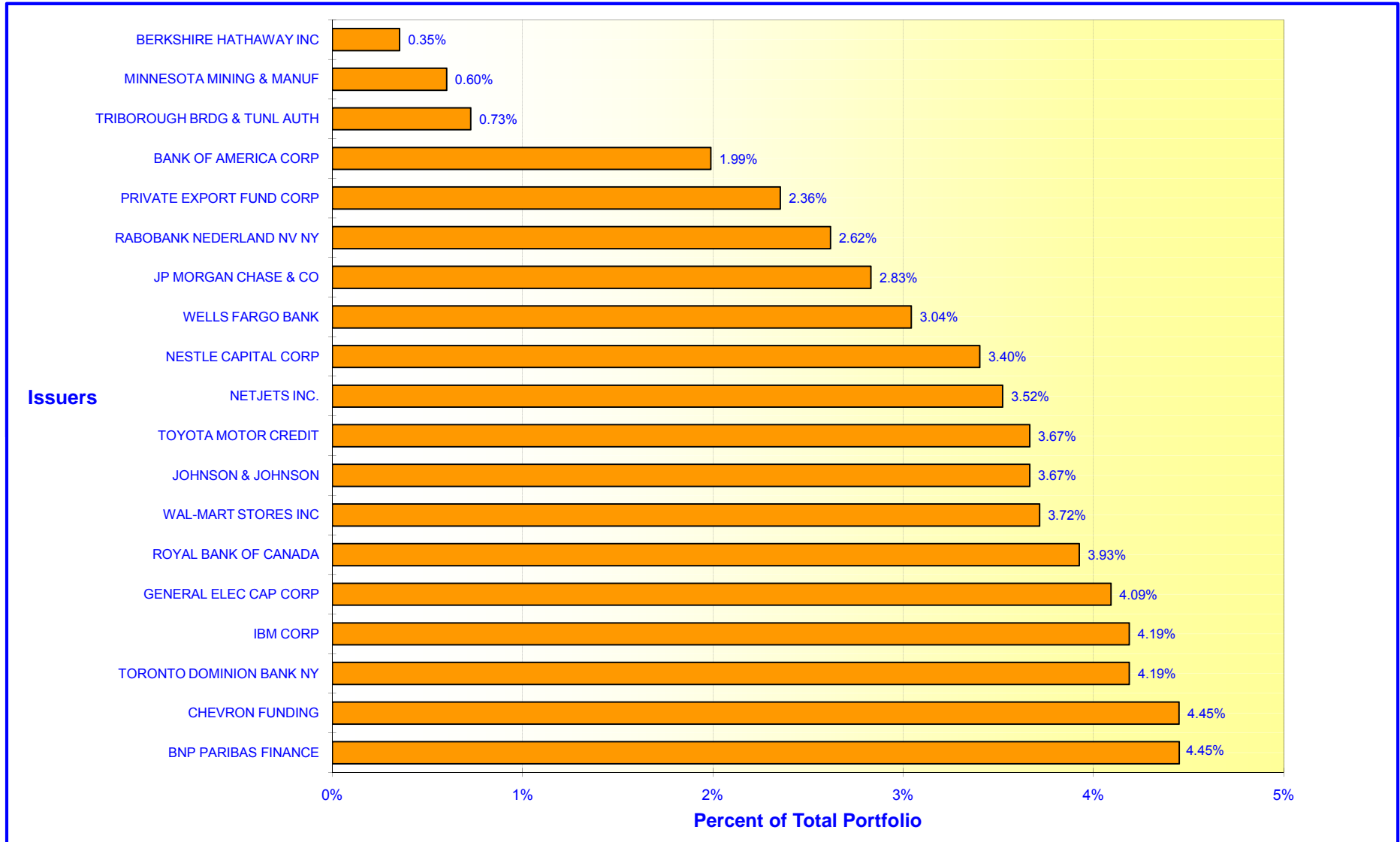
November 30, 2010



ORANGE COUNTY TREASURER - TAX COLLECTOR

ORANGE COUNTY MONEY MARKET FUND - ISSUER CONCENTRATION

November 30, 2010



**ORANGE COUNTY TREASURER-TAX COLLECTOR
CASH AVAILABILITY PROJECTION
FOR THE SIX MONTHS ENDING May 31, 2011**

Government Code Section 53646 (b) (3), effective on January 1, 1996, requires the Treasurer-Tax Collector to include a statement in the investment report, denoting the ability of the Orange County Investment Pool (OCIP) and the Orange County Educational Investment Pool (OCEIP) to meet their expenditure requirements for the next six months.

The OCIP and OCEIP consist of funds in the treasury deposited by various entities required to do so by statute, as well as those entities voluntarily depositing monies in accordance with Government Code Section 53684.

The Treasurer-Tax Collector is required to disburse monies placed in the treasury as directed by the Auditor-Controller and the Department of Education, except for the making of legal investments, to the extent funds are transferred to one or more clearing funds in accordance with Government Code Section 29808.

The Treasurer-Tax Collector, in his projection of cash availability to disburse funds as directed by the Auditor-Controller and the Department of Education, is relying exclusively on historical activity involving deposits and disbursements and future cash flow projections. No representation is made as to an individual depositor's ability to meet their anticipated expenditures with anticipated revenues.

The Cash Availability Projection for the six months ending May 31, 2011, indicates the ability of the pools to meet projected cash flow requirements. However, there will usually be differences between projected and actual results because events and circumstances frequently do not occur as expected and those differences may be material.

ORANGE COUNTY INVESTMENT POOL				
Month	Investment Maturities	Projected Deposits	Projected Disbursements	Cumulative Available Cash
November 2010 - Ending Cash				\$ 24,375,470
December	\$ 1,382,966,341	\$ 1,795,704,317	\$ 2,018,332,455	1,184,713,673
January	188,444,238	379,408,021	705,222,505	1,047,343,427
February	186,063,452	329,732,786	372,126,499	1,191,013,166
March	114,480,838	696,250,239	564,537,078	1,437,207,164
April	154,998,955	1,696,398,773	1,611,997,071	1,676,607,822
May	81,552,319	279,251,510	651,829,646	1,385,582,005

ORANGE COUNTY EDUCATIONAL INVESTMENT POOL				
Month	Investment Maturities	Projected Deposits	Projected Disbursements	Cumulative Available Cash
November 2010 - Ending Cash				\$ 1,969,964
December	\$ 545,353,345	\$ 1,379,201,824	\$ 340,212,673	1,586,312,460
January	149,851,114	395,209,972	701,448,588	1,429,924,958
February	82,137,699	227,896,347	533,298,659	1,206,660,345
March	103,016,365	436,863,454	549,164,773	1,197,375,390
April	8,598,907	942,461,807	507,863,777	1,640,572,327
May	45,178,274	252,232,543	512,394,254	1,425,588,891

ORANGE COUNTY TREASURER-TAX COLLECTOR
STATEMENT OF ACCOUNTABILITY
FOR THE MONTH ENDED: November 30, 2010

Treasurer's Accountability at the Beginning of the Month		<u>\$5,916,622,513.56</u>
Cash Receipts:		
County	\$1,025,884,572.88	
Schools	433,259,424.62	
Total Cash Receipts	<u>1,459,143,997.50</u>	
Cash Disbursements:		
County	474,981,811.87	
Schools	533,144,846.53	
Checks returned for non sufficient funds	1,261,314.52	
Total Cash Disbursements	<u>1,009,387,972.92</u>	
Net Change in Book Value of Pooled Assets		<u>449,756,024.58</u>
Net Decrease in Specific Investments		<u>(31,385.94)</u>
Treasurer's Accountability at the End of the Month		<u><u>\$6,366,347,152.20</u></u>

Assets in the Treasury at November 30, 2010

O.C. Investment Pool		\$3,627,301,830.86
Specific investments		66,889,919.72
Cash in banks (including Schools)		26,216,964.50
Cash in vault		128,469.39
O.C. Educational Investment Pool		<u>2,645,809,967.73</u>
		<u><u>\$6,366,347,152.20</u></u>

ORANGE COUNTY TREASURER-TAX COLLECTOR

Investment Inventory with Market Value by Entity & Instrument

As of 30-Nov-2010

Run Date: 06-Dec-2010 02:38 pm
 Print Date: 06-Dec-2010
 As at date: 06-Dec-2010

Page 1 of 23
 User: mtaylor

Deal No.	Deal Date	Settle Date	Maturity Date	CUSIP	Face Value	Coupon	Purchase Yield	Capital	Capital Accrual	Interest Accrual	Book Value	Market Value *	Unrealized Gain/(Loss)
Issuer / Broker													
UNITED STATES DOLLAR													
Extended Fund													
CERTIFICATES OF DEPOSIT													
YANKEE CD FLOATER													
ROYAL BANK OF CANADA / BARCLAY CAPITAL													
489870	11/18/10	11/18/2010	12/14/2010	78009JXZ3	20,000,000.00	0.2534	0.2398	20,000,338.40	(169.20)	1,830.40	20,000,169.20	20,000,000.00	(169.20)
BNP PARIBAS NY BRANCH / BNP PARIBAS													
483289	10/14/10	10/14/2010	10/14/2011	05566Q4T1	50,000,000.00	0.4291	0.4291	50,000,000.00	0.00	28,604.00	50,000,000.00	50,018,550.00	18,550.00
RABOBANK NEDERLAND NV NY / UBS FINANCIAL SERVICES													
488604	11/12/10	11/12/2010	11/10/2011	74977MPR0	15,000,000.00	0.3234	0.3234	15,000,000.00	0.00	2,560.57	15,000,000.00	14,995,707.00	(4,293.00)
Subtotal for YANKEE CD FLOATER:					85,000,000.00	0.3691	0.3659	85,000,338.40	(169.20)	32,994.97	85,000,169.20	85,014,257.00	14,087.80
Subtotal for CERTIFICATES OF DEPOSIT:					85,000,000.00	0.3691	0.3659	85,000,338.40	(169.20)	32,994.97	85,000,169.20	85,014,257.00	14,087.80
COMMERCIAL PAPER HOLDINGS													
COMMERCIAL PAPER													
NESTLE CAPITAL CORP / MORGAN STANLEY													
489577	11/18/10	11/18/2010	12/14/2010	64105HME9	15,300,000.00		0.1900	15,297,900.50	0.00	1,049.75	15,298,950.25	15,298,944.30	(5.95)
WAL-MART STORES INC / GOLDMAN SACHS GROUP INC													
488843	11/15/10	11/15/2010	12/15/2010	93114FMF8	50,000,000.00		0.1800	49,992,500.00	0.00	4,000.00	49,996,500.00	49,996,300.00	(200.00)
WAL-MART STORES INC / GOLDMAN SACHS GROUP INC													
488844	11/15/10	11/15/2010	12/15/2010	93114FMF8	7,900,000.00		0.1800	7,898,815.00	0.00	632.00	7,899,447.00	7,899,415.40	(31.60)
RABOBANK USA FINANCIAL CORP / BARCLAYS CAPITAL													
466922	07/19/10	07/19/2010	01/19/2011	74977LNK9	50,000,000.00		0.5400	49,862,000.00	0.00	101,250.00	49,963,250.00	49,984,350.00	21,100.00
Subtotal for COMMERCIAL PAPER:					123,200,000.00	0.0000	0.3273	123,051,215.50	0.00	106,931.75	123,158,147.25	123,179,009.70	20,862.45
Subtotal for COMMERCIAL PAPER HOLDINGS:					123,200,000.00		0.3273	123,051,215.50	0.00	106,931.75	123,158,147.25	123,179,009.70	20,862.45
GOVERNMENT AGENCY													
DISCOUNT NOTES													
FED FARM CR BK / JEFFERIES & COMPANY													
464849	07/07/10	07/07/2010	03/31/2011	313312DT4	25,000,000.00		0.3100	24,942,520.83	0.00	31,645.84	24,974,166.67	24,984,800.00	10,633.33
FREDDIE DISCOUNT / JP MORGAN CHASE & CO													
465093	07/08/10	07/08/2010	06/15/2011	313396GX5	50,000,000.00		0.4000	49,810,000.00	0.00	81,111.11	49,891,111.11	49,942,800.00	51,688.89
Subtotal for DISCOUNT NOTES:					75,000,000.00	0.0000	0.3700	74,752,520.83	0.00	112,756.95	74,865,277.78	74,927,600.00	62,322.22
GOVT AGENCY 1													
FREDDIE MAC / UBS FINANCIAL SERVICES													
362625	11/24/08	11/24/2008	02/25/2011	3137EABF5	50,000,000.00	3.2500	3.1179	50,141,000.00	(126,395.81)	433,333.33	50,014,604.19	51,411,000.00	1,396,395.81
FED HM LN BK BD / CRED SUIS SECURITIES													
396311	06/17/09	06/18/2009	09/16/2011	3133XS4S4	35,520,000.00	3.6250	1.4171	37,245,916.80	(1,117,146.64)	268,250.00	36,128,770.16	37,153,316.16	1,024,546.00
FANNIE MAE / UBS FINANCIAL SERVICES													
377393	02/26/09	02/26/2009	02/24/2012	3136FHCF0	45,000,000.00	2.2500	2.2587	44,988,750.00	6,626.86	272,812.50	44,995,376.86	45,210,330.00	214,953.14
FED FARM CR BK / JP MORGAN CHASE & CO													

ORANGE COUNTY TREASURER-TAX COLLECTOR

Investment Inventory with Market Value by Entity & Instrument

As of 30-Nov-2010

Run Date: 06-Dec-2010 02:38 pm
 Print Date: 06-Dec-2010
 As at date: 06-Dec-2010

Page 2 of 23
 User: mtaylor

Deal No.	Deal Date	Settle Date	Maturity Date	CUSIP	Face Value	Coupon	Purchase Yield	Capital	Capital Accrual	Interest Accrual	Book Value	Market Value *	Unrealized Gain/(Loss)
Issuer / Broker													
UNITED STATES DOLLAR													
Extended Fund													
GOVERNMENT AGENCY													
GOVT AGENCY 1													
376905	02/24/09	02/24/2009	04/24/2012	31331GNQ8	50,000,000.00	2.2500	2.2511	49,999,000.00	558.77	115,625.00	49,999,558.77	51,286,000.00	1,286,441.23
FED FARM CR BK / JP MORGAN CHASE & CO													
376906	02/24/09	02/24/2009	04/24/2012	31331GNQ8	40,000,000.00	2.2500	2.2511	39,999,200.00	447.02	92,500.00	39,999,647.02	41,028,800.00	1,029,152.98
Subtotal for GOVT AGENCY 1:					220,520,000.00	2.6982	2.3149	222,373,866.80	(1,235,909.80)	1,182,520.83	221,137,957.00	226,089,446.16	4,951,489.16
GOVT AGENCY-FIX-30/360													
FED HM LN BK BD / OPPENHEIMER & CO., INC													
477698	09/14/10	09/14/2010	02/15/2011	3133MDBT9	9,000,000.00	5.8750	0.2097	9,213,480.00	(108,860.66)	113,093.75	9,104,619.34	9,470,520.00	365,900.66
FED HM LN BK BD / CRED SUIS SECURITIES													
477434	09/13/10	09/13/2010	02/18/2011	3133XECU1	6,510,000.00	4.6250	0.2100	6,633,501.21	(62,149.00)	65,235.63	6,571,352.21	6,775,608.00	204,255.79
FED HM LN BK BD / MORGAN STANLEY													
475398	09/01/10	09/01/2010	03/11/2011	3133XPWW0	10,000,000.00	3.2500	0.2213	10,159,660.00	(75,628.42)	72,222.22	10,084,031.58	10,159,900.00	75,868.42
FED HM LN BK BD / JEFFERIES & COMPANY													
470094	08/03/10	08/03/2010	05/03/2011	313370F29	25,000,000.00	0.3400	0.3436	24,999,326.75	294.24	6,611.11	24,999,620.99	25,010,050.00	10,429.01
FED HM LN BK BD / GOLDMAN SACHS GROUP INC													
478288	09/16/10	09/16/2010	06/10/2011	3133XYNZ4	4,800,000.00	0.5800	0.2726	4,810,800.00	(3,068.18)	5,800.00	4,807,731.82	4,807,694.40	(37.42)
FREDDIE MAC / CASTLE OAK SECURITIES													
470091	08/03/10	08/03/2010	07/18/2011	3137EAAF6	50,000,000.00	5.2500	0.3639	52,334,950.00	(798,620.58)	860,416.67	51,536,329.42	53,209,900.00	1,673,570.58
FANNIE MAE / CRED SUIS SECURITIES													
483297	10/14/10	10/14/2010	09/08/2011	31398AXY3	25,000,000.00	1.1600	0.2842	25,196,650.00	(28,526.39)	37,861.11	25,168,123.61	25,158,050.00	(10,073.61)
FREDDIE MAC / JP MORGAN CHASE & CO													
476192	09/07/10	09/07/2010	09/15/2011	3134A4HF4	5,000,000.00	5.5000	0.3342	5,263,355.00	(60,113.64)	58,055.56	5,203,241.36	5,366,130.00	162,888.64
FED HM LN BK BD / UBS FINANCIAL SERVICES													
476999	09/10/10	09/10/2010	10/03/2011	313370WQ7	25,000,000.00	0.3400	0.3441	24,998,900.00	232.64	19,125.00	24,999,132.64	24,997,700.00	(1,432.64)
FANNIE MAE / CRED SUIS SECURITIES													
482303	10/07/10	10/07/2010	11/23/2011	31398AZN5	10,000,000.00	1.0000	0.2940	10,079,420.00	(10,563.25)	2,222.22	10,068,856.75	10,058,050.00	(10,806.75)
FED HM LN BK BD / UBS FINANCIAL SERVICES													
438473	02/17/10	02/17/2010	12/28/2011	3133XVRS2	25,000,000.00	1.0000	0.9012	25,045,500.00	(19,257.82)	106,250.00	25,026,242.18	25,157,125.00	130,882.82
FED HM LN BK BD / UBS FINANCIAL SERVICES													
465839	07/13/10	07/13/2010	01/13/2012	3133XYZC2	50,000,000.00	0.6700	0.6700	50,000,000.00	0.00	128,416.67	50,000,000.00	50,139,100.00	139,100.00
FED HM LN BK BD / CRED SUIS SECURITIES													
430275	12/30/09	12/30/2009	02/24/2012	3133XWFP9	24,000,000.00	1.0500	1.3261	23,860,080.00	59,836.59	67,900.00	23,919,916.59	24,177,096.00	257,179.41
FED HM LN BK BD / JEFFERIES & COMPANY													
473239	08/19/10	08/19/2010	05/18/2012	3133XXPV3	50,000,000.00	1.1250	0.5759	50,476,500.00	(77,270.27)	20,312.50	50,399,229.73	50,469,000.00	69,770.27
FED FARM CR BK / RBC													
452468	04/30/10	04/30/2010	06/04/2012	31331YU40	25,000,000.00	3.8750	1.2458	26,354,500.00	(379,044.43)	476,302.08	25,975,455.57	26,270,625.00	295,169.43
FED FARM CR BK / UBS FINANCIAL SERVICES													
437312	02/08/10	02/08/2010	02/21/2013	31331JBV4	25,000,000.00	1.7500	1.5473	25,149,750.00	(40,143.41)	121,527.78	25,109,606.59	25,593,875.00	484,268.41
FANNIE MAE / RBC													

ORANGE COUNTY TREASURER-TAX COLLECTOR

Investment Inventory with Market Value by Entity & Instrument

As of 30-Nov-2010

Run Date: 06-Dec-2010 02:38 pm
 Print Date: 06-Dec-2010
 As at date: 06-Dec-2010

Page 3 of 23
 User: mtaylor

Deal No.	Deal Date	Settle Date	Maturity Date	CUSIP	Face Value	Coupon	Purchase Yield	Capital	Capital Accrual	Interest Accrual	Book Value	Market Value *	Unrealized Gain/(Loss)
Issuer / Broker													
UNITED STATES DOLLAR													
Extended Fund													
GOVERNMENT AGENCY													
GOVT AGENCY-FIX-30/360													
437310	02/08/10	02/08/2010	02/22/2013	31398AE24	25,000,000.00	1.7500	1.5130	25,175,375.00	(46,969.72)	120,312.50	25,128,405.28	25,600,250.00	471,844.72
FANNIE MAE / JP MORGAN CHASE & CO													
437311	02/08/10	02/08/2010	02/22/2013	31398AE24	25,000,000.00	1.7500	1.5310	25,162,000.00	(43,387.57)	120,312.50	25,118,612.43	25,600,250.00	481,637.57
FREDDIE MAC / JP MORGAN CHASE & CO													
441606	03/04/10	03/04/2010	04/15/2013	3137EACJ6	50,000,000.00	1.6250	1.6710	49,930,000.00	16,672.61	103,819.44	49,946,672.61	51,089,250.00	1,142,577.39
FREDDIE MAC / CANTOR FITZGERALD													
472291	08/16/10	08/16/2010	04/02/2014	3128X23A1	50,000,000.00	4.5000	1.2860	55,677,500.00	(456,460.57)	368,750.00	55,221,039.43	56,034,500.00	813,460.57
FANNIE MAE / UBS FINANCIAL SERVICES													
471477	08/11/10	08/11/2010	07/28/2015	31398AU34	50,000,000.00	2.3750	1.7830	51,400,000.00	(86,177.95)	362,847.23	51,313,822.05	51,838,250.00	524,427.95
FREDDIE MAC / JP MORGAN CHASE & CO													
477002	09/10/10	09/10/2010	09/10/2015	3137EACM9	50,000,000.00	1.7500	1.8101	49,857,000.00	6,435.00	196,875.00	49,863,435.00	50,265,750.00	402,315.00
Subtotal for GOVT AGENCY-FIX-30/360:					619,310,000.00	2.1715	1.0398	631,778,247.96	(2,212,770.78)	3,434,268.97	629,565,477.18	637,248,673.40	7,683,196.22
GOVT AGENCY-FIX-INT@MAT													
FED HM LN BK BD / JEFFERIES & COMPANY													
466879	07/16/10	07/16/2010	04/18/2011	313370AY4	50,000,000.00	0.3500	0.3653	49,994,238.00	2,859.82	65,625.00	49,997,097.82	50,022,600.00	25,502.18
FED HM LN BK BD / CRED SUIS SECURITIES													
484850	10/22/10	10/22/2010	11/16/2011	313371H74	25,000,000.00	0.3000	0.3098	24,997,400.00	264.06	8,125.00	24,997,664.06	24,980,625.00	(17,039.06)
Subtotal for GOVT AGENCY-FIX-INT@MAT:					75,000,000.00	0.3333	0.3468	74,991,638.00	3,123.88	73,750.00	74,994,761.88	75,003,225.00	8,463.12
GOV'T AGY - CALLABLE													
FREDDIE MAC / CRED SUIS SECURITIES													
479284	09/22/10	09/22/2010	09/22/2011	3134G1UJ1	25,000,000.00	0.4000	0.4000	25,000,000.00	0.00	19,166.67	25,000,000.00	24,997,500.00	(2,500.00)
FED HM LN BK BD / JP MORGAN CHASE & CO													
487137	11/03/10	11/03/2010	10/03/2011	313370X29	15,000,000.00	0.4000	0.3945	15,000,750.00	(63.64)	4,666.67	15,000,686.36	15,000,000.00	(686.36)
FED HM LN BK BD / DEUTSCHE													
485966	10/28/10	10/28/2010	10/28/2011	313371EL6	25,000,000.00	0.3000	0.3351	24,991,250.00	3,208.33	6,875.00	24,994,458.33	24,999,500.00	5,041.67
FED HM LN BK BD / OPPENHEIMER & CO., INC													
485951	10/28/10	10/28/2010	11/15/2011	313371FL5	25,000,000.00	0.3400	0.3687	24,992,500.00	2,750.00	7,791.67	24,995,250.00	25,000,000.00	4,750.00
FED HM LN BK BD / DEUTSCHE													
485962	10/28/10	10/28/2010	11/15/2011	313371FL5	25,000,000.00	0.3400	0.3831	24,988,750.00	4,125.00	7,791.67	24,992,875.00	25,000,000.00	7,125.00
FED HM LN BK BD / JP MORGAN CHASE & CO													
486531	11/01/10	11/01/2010	11/18/2011	313371HF6	25,000,000.00	0.4000	0.4000	25,000,000.00	0.00	8,333.33	25,000,000.00	24,989,800.00	(10,200.00)
FED HM LN BK BD / CRED SUIS SECURITIES													
490510	11/23/10	11/23/2010	11/23/2011	313371P26	50,000,000.00	0.3000	0.3351	49,982,500.00	4,666.67	3,333.33	49,987,166.67	50,000,000.00	12,833.33
FED HM LN BK BD / UBS FINANCIAL SERVICES													
490515	11/23/10	11/23/2010	11/23/2011	313371R24	5,000,000.00		0.0000	5,000,000.00	0.00	0.00	5,000,000.00	4,996,995.00	(3,005.00)
FED HM LN BK BD / UBS FINANCIAL SERVICES													
490517	11/23/10	11/23/2010	11/23/2011	313371R24	25,000,000.00	0.3500	0.3500	25,000,000.00	0.00	1,944.44	25,000,000.00	24,984,975.00	(15,025.00)

ORANGE COUNTY TREASURER-TAX COLLECTOR

Investment Inventory with Market Value by Entity & Instrument

As of 30-Nov-2010

Run Date: 06-Dec-2010 02:38 pm
 Print Date: 06-Dec-2010
 As at date: 06-Dec-2010

Page 4 of 23
 User: mtaylor

Deal No.	Deal Date	Settle Date	Maturity Date	CUSIP	Face Value	Coupon	Purchase Yield	Capital	Capital Accrual	Interest Accrual	Book Value	Market Value *	Unrealized Gain/(Loss)
Issuer / Broker													
UNITED STATES DOLLAR													
Extended Fund													
GOVERNMENT AGENCY													
GOV'T AGY - CALLABLE													
FREDDIE MAC / CANTOR FITZGERALD													
487392	11/04/10	11/04/2010	12/30/2011	3134G1JH8	20,560,000.00	0.8250	0.7471	20,578,360.08	(8,852.18)	12,721.50	20,569,507.90	20,569,560.40	52.50
FREDDIE MAC / UBS FINANCIAL SERVICES													
434741	01/25/10	01/25/2010	01/25/2012	3128X9TM2	25,000,000.00	1.3750	1.3750	25,000,000.00	0.00	120,312.50	25,000,000.00	25,043,350.00	43,350.00
FED FARM CR BK / CANTOR FITZGERALD													
485342	10/26/10	10/26/2010	04/26/2012	31331JU50	25,000,000.00	0.3750	0.4219	24,982,500.00	3,402.78	9,114.58	24,985,902.78	24,980,250.00	(5,652.78)
FED HM LN BK BD / CRED SUIS SECURITIES													
488864	11/15/10	11/15/2010	06/20/2012	3133XYPG4	10,000,000.00	1.0500	1.0070	10,006,780.00	(3,099.43)	4,666.67	10,003,680.57	10,004,270.00	589.43
FANNIE MAE / CANTOR FITZGERALD													
479048	09/21/10	09/21/2010	10/29/2012	3136FMPB4	5,000,000.00	1.4800	1.1607	5,033,100.00	(10,628.44)	6,577.78	5,022,471.56	5,023,805.00	1,333.44
FANNIE MAE / UBS FINANCIAL SERVICES													
486541	11/01/10	11/01/2010	11/01/2012	31398A5B4	25,000,000.00	0.5500	0.5953	24,977,500.00	1,875.00	11,458.33	24,979,375.00	24,945,600.00	(33,775.00)
FANNIE MAE / BANK OF AMERICA													
488230	11/09/10	11/09/2010	11/09/2012	31398A5V0	25,000,000.00	0.6250	0.6250	25,000,000.00	0.00	9,548.61	25,000,000.00	24,965,900.00	(34,100.00)
FANNIE MAE / CASTLE OAK SECURITIES													
488231	11/09/10	11/09/2010	11/09/2012	31398A5V0	10,000,000.00	0.6250	0.6250	10,000,000.00	0.00	3,819.44	10,000,000.00	9,986,360.00	(13,640.00)
FED HM LN BK BD / RBC													
478286	09/16/10	09/16/2010	12/24/2012	3133XXFZ5	6,000,000.00	1.5000	1.2432	6,034,380.00	(13,715.43)	18,750.00	6,020,664.57	6,022,830.00	2,165.43
FANNIE MAE / DEUTSCHE													
491328	11/29/10	11/29/2010	12/27/2012	31398A6J6	25,000,000.00	0.5500	0.5985	24,975,000.00	240.38	763.89	24,975,240.38	24,993,750.00	18,509.62
FED HM LN BK BD / PIPER JAFFRAY & CO													
460920	06/15/10	06/15/2010	12/28/2012	3133XW5P0	5,000,000.00	1.8000	1.5698	5,028,500.00	(24,512.95)	38,250.00	5,003,987.05	5,005,785.00	1,797.95
FREDDIE MAC / OPPENHEIMER & CO., INC													
489536	11/17/10	11/17/2010	12/28/2012	3134G1LB8	25,000,000.00	1.2500	1.2035	25,024,125.00	(8,237.80)	12,152.78	25,015,887.20	25,007,750.00	(8,137.20)
FANNIE MAE / UBS FINANCIAL SERVICES													
445461	03/25/10	03/25/2010	03/25/2013	31398AK35	28,995,000.00	1.8500	1.8707	28,977,603.00	11,887.95	98,341.38	28,989,490.95	28,980,502.50	(8,988.45)
FANNIE MAE / OPPENHEIMER & CO., INC													
491026	11/24/10	11/24/2010	07/26/2013	3136FMW34	10,000,000.00	1.4000	1.3413	10,015,300.00	(1,727.42)	2,722.22	10,013,572.58	10,004,270.00	(9,302.58)
FANNIE MAE / OPPENHEIMER & CO., INC													
488512	11/10/10	11/10/2010	08/26/2013	31398A2Z4	25,413,000.00	1.0500	1.0390	25,420,623.90	(7,623.90)	15,565.46	25,413,000.00	25,360,700.05	(52,299.95)
FED HM LN BK BD / OPPENHEIMER & CO., INC													
487981	11/09/10	11/09/2010	09/27/2013	3133712C9	15,000,000.00	1.2000	1.1599	15,016,950.00	(7,768.75)	11,000.00	15,009,181.25	14,963,595.00	(45,586.25)
FANNIE MAE / RBC													
484034	10/19/10	10/19/2010	12/16/2013	3136FJWC1	9,000,000.00	2.1250	2.0351	9,024,524.37	(18,070.59)	22,312.50	9,006,453.78	9,006,741.00	287.22
FED HM LN BK BD / RBC													
487696	11/05/10	11/05/2010	12/30/2013	313370ZF8	25,000,000.00	1.2500	1.2055	25,034,340.50	(16,233.69)	22,569.45	25,018,106.81	24,912,250.00	(105,856.81)
FED HM LN BK BD / RBC													
487697	11/05/10	11/05/2010	12/30/2013	313370ZF8	50,000,000.00	1.2500	1.2055	50,068,681.00	(32,467.38)	45,138.89	50,036,213.62	49,824,500.00	(211,713.62)
FED HM LN BK BD / CANTOR FITZGERALD													

ORANGE COUNTY TREASURER-TAX COLLECTOR

Investment Inventory with Market Value by Entity & Instrument

As of 30-Nov-2010

Run Date: 06-Dec-2010 02:38 pm
 Print Date: 06-Dec-2010
 As at date: 06-Dec-2010

Page 5 of 23
 User: mtaylor

Deal No.	Deal Date	Settle Date	Maturity Date	CUSIP	Face Value	Coupon	Purchase Yield	Capital	Capital Accrual	Interest Accrual	Book Value	Market Value *	Unrealized Gain/(Loss)
Issuer / Broker													
UNITED STATES DOLLAR													
Extended Fund													
GOVERNMENT AGENCY													
GOV'T AGY - CALLABLE													
491027	11/24/10	11/24/2010	12/30/2013	3133XYTJ4	5,000,000.00	1.0000	0.9124	5,013,350.00	(432.64)	972.22	5,012,917.36	5,014,655.00	1,737.64
FREDDIE MAC / JEFFERIES & COMPANY													
485968	10/28/10	10/28/2010	04/28/2014	3134G1WH3	25,000,000.00	1.2000	1.2000	25,000,000.00	0.00	27,500.00	25,000,000.00	24,885,400.00	(114,600.00)
FANNIE MAE / JEFFERIES & COMPANY													
480422	09/29/10	09/29/2010	05/13/2014	3136FHQT5	15,000,000.00	2.1250	1.8269	15,155,906.40	(43,152.66)	15,937.50	15,112,753.74	15,125,400.00	12,646.26
FANNIE MAE / CASTLE OAK SECURITIES													
484033	10/19/10	10/19/2010	07/28/2014	31398AYN6	6,770,000.00	3.0000	2.4399	6,905,806.20	(20,443.94)	23,695.00	6,885,362.26	6,883,830.78	(1,531.48)
FED FARM CR BK / UBS FINANCIAL SERVICES													
472763	08/18/10	08/18/2010	08/18/2014	31331JYD9	40,380,000.00	1.5700	1.5726	40,375,962.00	2,310.63	181,384.72	40,378,272.63	40,284,541.68	(93,730.95)
FANNIE MAE / CANTOR FITZGERALD													
478769	09/20/10	09/20/2010	12/29/2014	31398AB68	11,000,000.00	2.7500	2.5859	11,072,380.00	(51,908.89)	59,659.72	11,020,471.11	11,021,054.00	582.89
FANNIE MAE / CRED SUIS SECURITIES													
481259	10/01/10	10/01/2010	12/30/2014	31398AC42	50,000,000.00	2.9850	2.8179	50,331,000.00	(223,146.07)	248,750.00	50,107,853.93	50,108,350.00	496.07
FANNIE MAE / CANTOR FITZGERALD													
479282	09/22/10	09/22/2010	03/17/2015	3136FMCT9	50,000,000.00	2.7600	2.5005	50,547,200.00	(215,753.14)	264,500.00	50,331,446.86	50,325,100.00	(6,346.86)
FANNIE MAE / UBS FINANCIAL SERVICES													
473870	08/24/10	08/24/2010	08/24/2015	3136FPAD9	25,000,000.00	2.0000	2.0232	24,972,500.00	7,409.72	134,722.22	24,979,909.72	24,965,000.00	(14,909.72)
FANNIE MAE / JEFFERIES & COMPANY													
474046	08/24/10	08/24/2010	08/24/2015	3136FPAD9	25,000,000.00	2.0000	2.0211	24,975,000.00	6,736.11	134,722.22	24,981,736.11	24,965,000.00	(16,736.11)
FREDDIE MAC / CRED SUIS SECURITIES													
474304	08/25/10	08/25/2010	08/25/2015	3134G1RS5	8,400,000.00	2.0000	2.0000	8,400,000.00	0.00	44,800.00	8,400,000.00	8,359,780.80	(40,219.20)
FREDDIE MAC / CRED SUIS SECURITIES													
474305	08/25/10	08/25/2010	08/25/2015	3134G1RS5	50,000,000.00	2.0000	2.0000	50,000,000.00	0.00	266,666.67	50,000,000.00	49,760,600.00	(239,400.00)
FREDDIE MAC / UBS FINANCIAL SERVICES													
474306	08/25/10	08/25/2010	08/25/2015	3134G1RA4	22,640,000.00	2.1250	2.1051	22,661,225.00	(11,320.00)	128,293.33	22,649,905.00	22,574,796.80	(75,108.20)
FANNIE MAE / JP MORGAN CHASE & CO													
480939	09/30/10	09/30/2010	09/30/2015	31398A3S9	50,000,000.00	2.0000	1.9215	50,186,300.00	(63,135.00)	169,444.44	50,123,165.00	49,939,850.00	(183,315.00)
FANNIE MAE / UBS FINANCIAL SERVICES													
480940	09/30/10	09/30/2010	09/30/2015	31398A3S9	43,166,000.00	2.0000	2.0106	43,144,417.00	7,314.24	146,284.78	43,151,731.24	43,114,071.30	(37,659.94)
FANNIE MAE / UBS FINANCIAL SERVICES													
486852	11/02/10	11/02/2010	09/30/2015	31398A3S9	7,714,000.00	2.0000	1.8814	7,756,658.42	(8,358.74)	12,428.11	7,748,299.68	7,704,720.06	(43,579.62)
FANNIE MAE / UBS FINANCIAL SERVICES													
486853	11/02/10	11/02/2010	09/30/2015	31398A3S9	50,000,000.00	2.0000	1.8814	50,276,500.00	(54,179.05)	80,555.56	50,222,320.95	49,939,850.00	(282,470.95)
FANNIE MAE / RBC													
487397	11/04/10	11/04/2010	09/30/2015	3136FPKR7	10,000,000.00	2.0000	1.7690	10,108,000.00	(8,944.79)	15,000.00	10,099,055.21	10,020,710.00	(78,345.21)
FANNIE MAE / UBS FINANCIAL SERVICES													
484569	10/21/10	10/21/2010	10/21/2015	3136FPQK6	46,450,000.00	1.7500	1.7500	46,450,000.00	0.00	90,319.44	46,450,000.00	46,233,171.40	(216,828.60)
Subtotal for GOV'T AGY - CALLABLE:					1,131,488,000.00	1.4253	1.3826	1,133,486,222.87	(797,849.71)	2,571,324.69	1,132,688,373.16	1,130,796,420.77	(1,891,952.39)

ORANGE COUNTY TREASURER-TAX COLLECTOR

Investment Inventory with Market Value by Entity & Instrument

As of 30-Nov-2010

Run Date: 06-Dec-2010 02:38 pm
 Print Date: 06-Dec-2010
 As at date: 06-Dec-2010

Page 6 of 23
 User: mtaylor

Deal No.	Deal Date	Settle Date	Maturity Date	CUSIP	Face Value	Coupon	Purchase Yield	Capital	Capital Accrual	Interest Accrual	Book Value	Market Value *	Unrealized Gain/(Loss)
Issuer / Broker													
UNITED STATES DOLLAR													
Extended Fund													
GOVERNMENT AGENCY													
GOV'T AGY - STEP UP													
FANNIE MAE / CASTLE OAK SECURITIES													
490427	11/22/10	11/22/2010	01/07/2013	3136FMJ70	25,350,000.00	0.7500	0.7343	25,358,365.50	(1,673.10)	4,753.12	25,356,692.40	25,352,940.60	(3,751.80)
FANNIE MAE / JP MORGAN CHASE & CO													
490426	11/22/10	11/22/2010	06/23/2014	3136FMZV9	24,700,000.00	1.5000	1.4752	24,721,192.60	(6,152.69)	9,262.50	24,715,039.91	24,675,300.00	(39,739.91)
FREDDIE MAC / CASTLE OAK SECURITIES													
482304	10/07/10	10/07/2010	04/28/2015	3128X97J3	10,000,000.00	2.1250	1.9159	10,090,800.00	(24,394.03)	19,479.17	10,066,405.97	10,061,850.00	(4,555.97)
FANNIE MAE / STIFFEL NICOLAUS, LLC													
462425	06/23/10	06/23/2010	06/23/2015	3136FMXJ8	50,000,000.00	1.0000	1.0515	49,875,000.00	109,722.22	219,444.44	49,984,722.22	49,992,700.00	7,977.78
FANNIE MAE / JP MORGAN CHASE & CO													
462513	06/24/10	06/24/2010	06/24/2015	3136FMYX6	25,000,000.00	2.0000	2.0106	24,987,500.00	10,902.78	218,055.56	24,998,402.78	25,004,400.00	5,997.22
Subtotal for GOV'T AGY - STEP UP:					135,050,000.00	1.3129	1.3110	135,032,858.10	88,405.18	470,994.79	135,121,263.28	135,087,190.60	(34,072.68)
Subtotal for GOVERNMENT AGENCY:					2,256,368,000.00	1.6641	1.3073	2,272,415,354.56	(4,155,001.23)	7,845,616.23	2,268,373,110.28	2,279,152,555.93	10,779,445.65
MEDIUM TERM NOTES													
MEDIUM TERM NOTE													
JP MORGAN CHASE & CO / JEFFERIES & COMPANY													
476233	09/07/10	09/07/2010	12/01/2011	481247AA2	25,000,000.00	3.1250	0.4301	25,827,750.00	(156,601.35)	0.00	25,671,148.65	25,680,500.00	9,351.35
GENERAL ELEC CAP CORP / BARCLAY CAPITAL													
488597	11/12/10	11/12/2010	03/03/2012	36962GG57	17,525,000.00	4.3750	0.8191	18,334,129.25	(32,640.03)	40,465.71	18,301,489.22	18,334,129.25	32,640.03
GENERAL ELEC CAP CORP / CANTOR FITZGERALD													
480423	09/29/10	09/29/2010	10/19/2012	36962G3K8	5,000,000.00	5.2500	1.3662	5,392,250.00	(32,864.19)	30,625.00	5,359,385.81	5,372,850.00	13,464.19
GENERAL ELEC CAP CORP / RBC													
480424	09/29/10	09/29/2010	10/19/2012	36962G3K8	15,000,000.00	5.2500	1.3620	16,178,100.00	(98,705.68)	91,875.00	16,079,394.32	16,118,550.00	39,155.68
GENERAL ELEC CAP CORP / BANK OF AMERICA													
484309	10/20/10	10/20/2010	10/19/2012	36962G3K8	5,173,000.00	5.2500	1.2092	5,584,253.50	(23,451.17)	30,930.23	5,560,802.33	5,558,750.61	(2,051.72)
GENERAL ELEC CAP CORP / JEFFERIES & COMPANY													
489532	11/17/10	11/17/2010	01/08/2013	36962G4H4	11,445,000.00	2.8000	1.4062	11,780,281.28	(6,088.12)	12,462.33	11,774,193.16	11,777,820.60	3,627.44
BERKSHIRE HATHAWAY INC / JP MORGAN CHASE & CO													
438125	02/11/10	02/11/2010	02/11/2013	084670AU2	50,000,000.00	2.1250	2.1371	49,982,500.00	4,699.07	324,652.78	49,987,199.07	51,712,500.00	1,725,300.93
BERKSHIRE HATHAWAY INC / JP MORGAN CHASE & CO													
438126	02/11/10	02/11/2010	02/11/2013	084670AU2	20,000,000.00	2.1250	2.1371	19,993,000.00	1,879.63	129,861.11	19,994,879.63	20,685,000.00	690,120.37
WAL-MART STORES INC / WELLS FARGO BANK													
448521	04/09/10	04/09/2010	04/15/2013	931142CL5	5,127,000.00	4.2500	1.9402	5,472,354.72	(73,777.44)	27,842.46	5,398,577.28	5,573,920.59	175,343.31
GENERAL ELEC CAP CORP / JEFFERIES & COMPANY													
474363	08/26/10	08/26/2010	09/20/2013	36962G3F9	9,515,000.00	5.4000	1.8527	10,516,596.48	(86,188.10)	101,334.75	10,430,408.38	10,499,992.80	69,584.42
MICROSOFT CORP / WELLS FARGO BANK													
455034	05/13/10	05/13/2010	06/01/2014	594918AB0	10,000,000.00	2.9500	2.1560	10,306,300.00	(41,596.30)	0.00	10,264,703.70	10,550,000.00	285,296.30
MICROSOFT CORP / WELLS FARGO BANK													
458212	06/01/10	06/01/2010	06/01/2014	594918AB0	15,000,000.00	2.9500	2.0000	15,545,182.04	(68,147.75)	0.00	15,477,034.29	15,825,000.00	347,965.71

ORANGE COUNTY TREASURER-TAX COLLECTOR

Investment Inventory with Market Value by Entity & Instrument

As of 30-Nov-2010

Run Date: 06-Dec-2010 02:38 pm
 Print Date: 06-Dec-2010
 As at date: 06-Dec-2010

Page 7 of 23
 User: mtaylor

Deal No.	Deal Date	Settle Date	Maturity Date	CUSIP	Face Value	Coupon	Purchase Yield	Capital	Capital Accrual	Interest Accrual	Book Value	Market Value *	Unrealized Gain/(Loss)
Issuer / Broker													
UNITED STATES DOLLAR													
Extended Fund													
MEDIUM TERM NOTES													
MEDIUM TERM NOTE													
PRIVATE EXPORT FUND CORP / JEFFERIES & COMPANY													
480110	09/27/10	09/27/2010	10/15/2014	742651DH2	11,828,000.00	3.0500	1.2843	12,649,572.88	(36,063.56)	46,096.34	12,613,509.32	12,689,196.68	75,687.36
MICROSOFT CORP / JP MORGAN CHASE & CO													
480111	09/27/10	09/27/2010	09/25/2015	594918AG9	30,000,000.00	1.6250	1.7171	29,868,300.00	4,687.88	86,666.67	29,872,987.88	29,664,300.00	(208,687.88)
Subtotal for MEDIUM TERM NOTE:					230,613,000.00	3.0332	1.6051	237,430,570.15	(644,857.11)	922,812.38	236,785,713.04	240,042,510.53	3,256,797.49
MEDIUM TERM NOTE FLOATER													
TOYOTA MOTOR CREDIT / TOYOTA MOTOR CREDIT													
372660	01/28/09	01/28/2009	01/28/2011	89233P3E4	35,000,000.00	2.7884	2.7884	35,000,000.00	0.00	92,173.43	35,000,000.00	35,133,140.00	133,140.00
GENERAL ELEC CAP CORP / STIFFEL NICOLAUS, LLC													
475449	09/01/10	09/01/2010	07/27/2012	36962GR89	25,017,000.00	0.4584	0.9255	24,795,999.82	28,936.71	11,150.22	24,824,936.53	24,892,665.51	67,728.98
GENERAL ELEC CAP CORP / JEFFERIES & COMPANY													
486851	11/02/10	11/02/2010	07/27/2012	36962GR89	10,185,000.00	0.4584	0.8722	10,112,197.62	3,335.34	3,761.31	10,115,532.96	10,134,380.55	18,847.59
GENERAL ELEC CAP CORP / JEFFERIES & COMPANY													
484570	10/21/10	10/21/2010	08/02/2012	36962GX58	4,392,000.00	0.4159	0.8873	4,355,309.23	2,310.79	1,471.60	4,357,620.02	4,366,350.72	8,730.70
GENERAL ELEC CAP CORP / BARCLAYS CAPITAL													
456075	05/19/10	05/19/2010	11/01/2012	36962GZ49	28,456,000.00	0.4169	1.5521	27,675,824.69	170,473.09	9,885.61	27,846,297.78	28,238,596.16	392,298.38
BERKSHIRE HATHAWAY INC / RBC													
465043	07/07/10	07/07/2010	02/11/2013	084670AY4	17,500,000.00	0.7156	0.6829	17,514,770.00	(2,285.46)	6,609.64	17,512,484.54	17,601,500.00	89,015.46
Subtotal for MEDIUM TERM NOTE FLOATER:					120,550,000.00	1.1609	1.5732	119,454,101.36	202,770.47	125,051.81	119,656,871.83	120,366,632.94	709,761.11
MEDIUM TERM NOTE-FDIC													
JP MORGAN CHASE & CO / JEFFERIES & COMPANY													
482782	10/12/10	10/12/2010	12/01/2011	481247AA2	7,618,000.00	3.1250	0.3142	7,860,627.05	(29,067.79)	0.00	7,831,559.26	7,825,361.96	(6,197.30)
JP MORGAN CHASE & CO / JEFFERIES & COMPANY													
484308	10/20/10	10/20/2010	12/01/2011	481247AA2	23,250,000.00	3.1250	0.3143	23,976,012.64	(74,230.72)	0.00	23,901,781.92	23,882,865.00	(18,916.92)
JP MORGAN CHASE & CO / JP MORGAN CHASE & CO													
406412	02/23/09	02/23/2009	06/15/2012	481247AK0	25,000,000.00	2.2000	2.2200	24,984,500.00	8,296.14	253,611.11	24,992,796.14	25,650,000.00	657,203.86
Subtotal for MEDIUM TERM NOTE-FDIC:					55,868,000.00	2.7111	1.1671	56,821,139.69	(95,002.37)	253,611.11	56,726,137.32	57,358,226.96	632,089.64
Subtotal for MEDIUM TERM NOTES:					407,031,000.00	2.4345	1.5355	413,705,811.20	(537,089.01)	1,301,475.30	413,168,722.19	417,767,370.43	4,598,648.24
MUNICIPAL DEBT													
MUNI BOND CALLABLE													
OC TRANSPORTATION AUTHORITY / OCTA													
427006	12/19/08	12/19/2008	12/10/2010	68441MAE5	25,000,000.00	3.8500	3.8542	25,000,000.00	0.00	284,794.52	25,000,000.00	25,000,000.00	0.00
OC TRANSPORTATION AUTHORITY / OCTA													
427016	12/19/08	12/19/2008	12/10/2010	68441MAD7	75,000,000.00	3.8500	3.8542	75,000,000.00	0.00	854,383.56	75,000,000.00	75,000,000.00	0.00
Subtotal for MUNI BOND CALLABLE:					100,000,000.00	3.8500	3.8542	100,000,000.00	0.00	1,139,178.08	100,000,000.00	100,000,000.00	0.00

ORANGE COUNTY TREASURER-TAX COLLECTOR

Investment Inventory with Market Value by Entity & Instrument

As of 30-Nov-2010

Run Date: 06-Dec-2010 02:38 pm
 Print Date: 06-Dec-2010
 As at date: 06-Dec-2010

Page 8 of 23

User: mtaylor

Deal No.	Deal Date	Settle Date	Maturity Date	CUSIP	Face Value	Coupon	Purchase Yield	Capital	Capital Accrual	Interest Accrual	Book Value	Market Value *	Unrealized Gain/(Loss)
Issuer / Broker													
UNITED STATES DOLLAR													
Extended Fund													
MUNICIPAL DEBT													
MUNI REFUNDED BOND													
WIS BADGER TOBACCO ASSET SEC. CORP. / D.A. DAVIDSON & CO													
413966	09/25/09	09/28/2009	06/01/2011	056559AG2	1,350,000.00	5.7500	1.0504	1,455,043.50	(73,687.23)	0.00	1,381,356.27	1,386,099.00	4,742.73
Subtotal for MUNI REFUNDED BOND:					1,350,000.00	5.7500	1.0504	1,455,043.50	(73,687.23)	0.00	1,381,356.27	1,386,099.00	4,742.73
Subtotal for MUNICIPAL DEBT:					101,350,000.00	3.8753	3.8168	101,455,043.50	(73,687.23)	1,139,178.08	101,381,356.27	101,386,099.00	4,742.73
TREASURIES													
TREASURY BOND													
US TREASURY N/B / JP MORGAN CHASE & CO													
470406	08/05/10	08/05/2010	08/31/2011	912828LV0	50,000,000.00	0.9837	0.3295	50,349,609.38	(105,508.71)	126,971.58	50,244,100.67	50,273,437.50	29,336.83
US TREASURY N/B / JP MORGAN CHASE & CO													
490151	11/19/10	11/19/2010	12/15/2011	912828KA7	20,000,000.00	1.1250	0.3133	20,173,437.50	(5,322.89)	7,377.05	20,168,114.61	20,165,625.00	(2,489.61)
Subtotal for TREASURY BOND:					70,000,000.00	1.0241	0.3249	70,523,046.88	(110,831.60)	134,348.63	70,412,215.28	70,439,062.50	26,847.22
Subtotal for TREASURIES:					70,000,000.00	1.0241	0.3249	70,523,046.88	(110,831.60)	134,348.63	70,412,215.28	70,439,062.50	26,847.22
Total Extended Fund :					3,042,949,000.00	1.7225	1.3328	3,066,150,810.04	(4,876,778.27)	10,560,544.96	3,061,493,720.47	3,076,938,354.56	15,444,634.09
Net Asset Value (NAV):												1.005045	
Money Market Fund													
FUNDS													
MORGAN STANLEY GOVT 8302-692													
			01/03/2010		0.00		0.0081	0.00	0.00	0.00	0.00	0.00	0.00
TEMPFUND692													
			12/05/2010		7,445,534.53		0.1800	7,445,534.53	0.00	0.00	7,445,534.53	7,445,534.53	0.00
GOLDMAN SACHS 692													
			12/05/2010		12,844,117.17		0.1000	12,844,117.17	0.00	0.00	12,844,117.17	12,844,117.17	0.00
Subtotal for FUNDS:					20,289,651.70		0.1294	20,289,651.70	0.00	0.00	20,289,651.70	20,289,651.70	0.00
CERTIFICATES OF DEPOSIT													
YANKEE CD													
TORONTO DOMINION BANK NY / TDSI													
490148	11/19/10	11/19/2010	12/20/2010	89112YNJ8	25,000,000.00	0.2300	0.2300	25,000,000.00	0.00	1,916.67	25,000,000.00	25,000,000.00	0.00
TORONTO DOMINION BANK NY / TDSI													
431236	01/05/10	01/05/2010	01/05/2011	8911A37B2	10,000,000.00	0.5800	0.5800	10,000,000.00	0.00	53,166.67	10,000,000.00	9,999,970.00	(30.00)
TORONTO DOMINION BANK NY / TDSI													
461672	06/21/10	06/21/2010	06/23/2011	89112YEZ2	10,000,000.00	0.8400	0.8400	10,000,000.00	0.00	38,033.33	10,000,000.00	9,999,820.00	(180.00)
RABOBANK NEDERLAND NV NY / UBS FINANCIAL SERVICES													
476984	09/10/10	09/10/2010	09/12/2011	74977MMC6	20,000,000.00	0.4850	0.4850	20,000,000.00	0.00	22,094.44	20,000,000.00	19,999,920.00	(80.00)
Subtotal for YANKEE CD:					65,000,000.00	0.4562	0.4562	65,000,000.00	0.00	115,211.11	65,000,000.00	64,999,710.00	(290.00)

ORANGE COUNTY TREASURER-TAX COLLECTOR

Investment Inventory with Market Value by Entity & Instrument

As of 30-Nov-2010

Run Date: 06-Dec-2010 02:38 pm
 Print Date: 06-Dec-2010
 As at date: 06-Dec-2010

Page 9 of 23
 User: mtaylor

Deal No.	Deal Date	Settle Date	Maturity Date	CUSIP	Face Value	Coupon	Purchase Yield	Capital	Capital Accrual	Interest Accrual	Book Value	Market Value *	Unrealized Gain/(Loss)
Issuer / Broker													
UNITED STATES DOLLAR													
Money Market Fund													
CERTIFICATES OF DEPOSIT													
YANKEE CD FLOATER													
ROYAL BANK OF CANADA / JP MORGAN CHASE & CO													
487693	11/05/10	11/05/2010	12/03/2010	78009JXR1	20,000,000.00	0.2538	0.2409	20,000,200.00	(185.71)	3,665.29	20,000,014.29	20,000,000.00	(14.29)
ROYAL BANK OF CANADA / RBC													
431881	12/09/09	12/09/2009	12/09/2010	78009JXT7	5,000,000.00	0.2534	0.2534	5,000,000.00	0.00	774.40	5,000,000.00	5,000,000.00	0.00
ROYAL BANK OF CANADA / RBC													
433663	01/19/10	01/19/2010	01/19/2011	78009JYV1	25,000,000.00	0.2534	0.2534	25,000,000.00	0.00	2,112.00	25,000,000.00	24,991,725.00	(8,275.00)
RABOBANK NEDERLAND NV NY / RBC													
471099	08/09/10	08/09/2010	02/09/2011	74977MLF0	15,000,000.00	0.3034	0.3034	15,000,000.00	0.00	2,781.53	15,000,000.00	15,001,290.00	1,290.00
ROYAL BANK OF CANADA / RBC													
442668	03/10/10	03/10/2010	03/10/2011	78009JZR9	25,000,000.00	0.2534	0.2534	25,000,000.00	0.00	3,696.00	25,000,000.00	24,997,500.00	(2,500.00)
BNP PARIBAS NY BRANCH / BNP PARIBAS													
483288	10/14/10	10/14/2010	10/14/2011	05566Q4T1	25,000,000.00	0.4291	0.4291	25,000,000.00	0.00	14,302.00	25,000,000.00	25,009,275.00	9,275.00
TORONTO DOMINION BANK NY / TDSI													
485947	10/28/10	10/28/2010	10/28/2011	89112YME0	10,000,000.00	0.3250	0.3250	10,000,000.00	0.00	180.56	10,000,000.00	9,997,200.00	(2,800.00)
RABOBANK NEDERLAND NV NY / UBS FINANCIAL SERVICES													
488808	11/12/10	11/12/2010	11/10/2011	74977MPR0	15,000,000.00	0.3234	0.3234	15,000,000.00	0.00	2,560.57	15,000,000.00	14,995,707.00	(4,293.00)
Subtotal for YANKEE CD FLOATER:					140,000,000.00	0.3028	0.3010	140,000,200.00	(185.71)	30,072.35	140,000,014.29	139,992,697.00	(7,317.29)
Subtotal for CERTIFICATES OF DEPOSIT:					205,000,000.00	0.3514	0.3502	205,000,200.00	(185.71)	145,283.46	205,000,014.29	204,992,407.00	(7,607.29)
COMMERCIAL PAPER HOLDINGS													
COMMERCIAL PAPER													
NETJETS INC. / GOLDMAN SACHS GROUP INC													
489092	11/16/10	11/16/2010	12/17/2010	6411M3MH2	5,000,000.00		0.1800	4,999,225.00	0.00	375.00	4,999,600.00	4,999,580.00	(20.00)
NETJETS INC. / GOLDMAN SACHS GROUP INC													
490150	11/19/10	11/19/2010	12/17/2010	6411M3MH2	40,000,000.00		0.1800	39,994,400.00	0.00	2,400.00	39,996,800.00	39,996,640.00	(160.00)
NETJETS INC. / GOLDMAN SACHS GROUP INC													
486538	11/01/10	11/01/2010	12/20/2010	6411M3ML3	4,750,000.00		0.2100	4,748,642.29	0.00	831.25	4,749,473.54	4,749,525.00	51.46
NESTLE CAPITAL CORP / BANK OF AMERICA													
486931	11/03/10	11/03/2010	12/20/2010	64105HML3	50,000,000.00		0.1700	49,988,902.78	0.00	6,611.11	49,995,513.89	49,995,000.00	(513.89)
NESTLE CAPITAL CORP / CRED SUIS SECURITIES													
486932	11/03/10	11/03/2010	12/20/2010	64105HML3	15,000,000.00		0.1700	14,996,670.83	0.00	1,983.34	14,998,654.17	14,998,500.00	(154.17)
GENERAL ELECTRIC CO / CASTLE OAK SECURITIES													
486936	11/03/10	11/03/2010	12/20/2010	36960MML4	15,000,000.00		0.2100	14,995,887.50	0.00	2,450.00	14,998,337.50	14,998,575.00	237.50
NETJETS INC. / GOLDMAN SACHS GROUP INC													
487135	11/03/10	11/03/2010	12/20/2010	6411M3ML3	17,545,000.00		0.2100	17,540,189.75	0.00	2,865.68	17,543,055.43	17,543,245.50	190.07
TORONTO DOMINION / BANK OF AMERICA													
487970	11/09/10	11/09/2010	12/20/2010	89116FML1	25,000,000.00		0.2000	24,994,305.56	0.00	3,055.55	24,997,361.11	24,997,500.00	138.89
WAL-MART STORES INC / BARCLAY CAPITAL													
488863	11/15/10	11/15/2010	12/20/2010	93114FML5	30,000,000.00		0.1800	29,994,750.00	0.00	2,400.00	29,997,150.00	29,997,000.00	(150.00)

ORANGE COUNTY TREASURER-TAX COLLECTOR

Investment Inventory with Market Value by Entity & Instrument

As of 30-Nov-2010

Run Date: 06-Dec-2010 02:38 pm
 Print Date: 06-Dec-2010
 As at date: 06-Dec-2010

Page 10 of 23
 User: mtaylor

Deal No.	Deal Date	Settle Date	Maturity Date	CUSIP	Face Value	Coupon	Purchase Yield	Capital	Capital Accrual	Interest Accrual	Book Value	Market Value *	Unrealized Gain/(Loss)
Issuer / Broker													
UNITED STATES DOLLAR													
<u>Money Market Fund</u>													
COMMERCIAL PAPER HOLDINGS													
COMMERCIAL PAPER													
JOHNSON & JOHNSON / JP MORGAN CHASE & CO													
489087	11/16/10	11/16/2010	12/20/2010	47816GML0	50,000,000.00		0.1400	49,993,388.89	0.00	2,916.67	49,996,305.56	49,995,000.00	(1,305.56)
BNP PARIBAS FINANCE / BNP PARIBAS													
489525	11/17/10	11/17/2010	12/20/2010	0556N1ML4	25,000,000.00		0.2500	24,994,270.83	0.00	2,430.56	24,996,701.39	24,997,500.00	798.61
CHEVRON CORP / CHEVRON													
490146	11/19/10	11/19/2010	12/20/2010	1667X1ML7	25,000,000.00		0.1700	24,996,340.28	0.00	1,416.67	24,997,756.95	24,998,150.00	393.05
BNP PARIBAS FINANCE / BNP PARIBAS													
490147	11/19/10	11/19/2010	12/20/2010	0556N1ML4	35,000,000.00		0.2500	34,992,465.28	0.00	2,916.67	34,995,381.95	34,996,500.00	1,118.05
WAL-MART STORES INC / BARCLAYS CAPITAL													
490422	11/22/10	11/22/2010	12/20/2010	93114FML5	11,000,000.00		0.2000	10,998,288.89	0.00	550.00	10,998,838.89	10,998,900.00	61.11
IBM CORP / CRED SUIS SECURITIES													
490423	11/22/10	11/22/2010	12/20/2010	45920GML7	50,000,000.00		0.1700	49,993,388.89	0.00	2,125.00	49,995,513.89	49,992,900.00	(2,613.89)
CHEVRON FUNDING / CHEVRON													
490496	11/23/10	11/23/2010	12/20/2010	1667X1ML7	10,000,000.00		0.1800	9,998,650.00	0.00	400.00	9,999,050.00	9,999,260.00	210.00
CHEVRON FUNDING / CHEVRON													
490497	11/23/10	11/23/2010	12/20/2010	1667X1ML7	50,000,000.00		0.1800	49,993,250.00	0.00	2,000.00	49,995,250.00	49,996,300.00	1,050.00
JOHNSON & JOHNSON / DEUTSCHE													
489526	11/17/10	11/17/2010	12/22/2010	47816GMN6	20,000,000.00		0.1600	19,996,888.89	0.00	1,244.44	19,998,133.33	19,997,780.00	(353.33)
IBM CORP / CRED SUIS SECURITIES													
490424	11/22/10	11/22/2010	12/22/2010	45920GMN3	30,000,000.00		0.1700	29,995,750.00	0.00	1,275.00	29,997,025.00	29,995,260.00	(1,765.00)
PRIVATE EXPORT FUND CORP / JP MORGAN CHASE & CO													
487174	11/04/10	11/04/2010	01/03/2011	7426MSN34	25,000,000.00		0.1900	24,992,083.33	0.00	3,562.50	24,995,645.83	24,993,575.00	(2,070.83)
PRIVATE EXPORT FUND CORP / WELLS FARGO BANK													
482281	10/07/10	10/07/2010	02/07/2011	7426M5P73	20,000,000.00		0.2500	19,982,916.67	0.00	7,638.89	19,990,555.56	19,987,920.00	(2,635.56)
Subtotal for COMMERCIAL PAPER:					553,295,000.00	0.0000	0.1865	553,180,655.66	0.00	51,448.33	553,232,103.99	553,224,610.50	(7,493.49)
COMMERCIAL PAPER-ABCP													
WAL-MART FUNDING CORP. / CRED SUIS SECURITIES													
488510	11/10/10	11/10/2010	12/10/2010	93114UMA6	30,000,000.00		0.2500	29,993,750.00	0.00	4,375.00	29,998,125.00	29,997,750.00	(375.00)
Subtotal for COMMERCIAL PAPER-ABCP:					30,000,000.00	0.0000	0.2500	29,993,750.00	0.00	4,375.00	29,998,125.00	29,997,750.00	(375.00)
Subtotal for COMMERCIAL PAPER HOLDINGS:					583,295,000.00		0.1898	583,174,405.66	0.00	55,823.33	583,230,228.99	583,222,360.50	(7,868.49)
GOVERNMENT AGENCY													
DISCOUNT NOTES													
FHLB DISC CORP / BNP PARIBAS													
490156	11/19/10	11/19/2010	12/17/2010	313385T55	40,000,000.00		0.1500	39,995,333.34	0.00	2,000.00	39,997,333.34	39,996,960.00	(373.34)
FHLB DISC CORP / CITIGROUP GLOBAL MARKETS													
490157	11/19/10	11/19/2010	12/17/2010	313385T55	50,000,000.00		0.1500	49,994,166.67	0.00	2,500.00	49,996,666.67	49,996,200.00	(466.67)

ORANGE COUNTY TREASURER-TAX COLLECTOR

Investment Inventory with Market Value by Entity & Instrument

As of 30-Nov-2010

Run Date: 06-Dec-2010 02:38 pm
 Print Date: 06-Dec-2010
 As at date: 06-Dec-2010

Page 11 of 23
 User: mtaylor

Deal No.	Deal Date	Settle Date	Maturity Date	CUSIP	Face Value	Coupon	Purchase Yield	Capital	Capital Accrual	Interest Accrual	Book Value	Market Value *	Unrealized Gain/(Loss)
Issuer / Broker													
UNITED STATES DOLLAR													
Money Market Fund													
GOVERNMENT AGENCY													
DISCOUNT NOTES													
FREDDIE DISCOUNT / CRED SUIS SECURITIES													
486312	10/29/10	10/29/2010	12/20/2010	313397T84	26,979,000.00		0.1600	26,972,764.85	0.00	3,956.92	26,976,721.77	26,976,571.89	(149.88)
FREDDIE DISCOUNT / CRED SUIS SECURITIES													
490999	11/24/10	11/24/2010	12/20/2010	313397T84	20,000,000.00		0.1650	19,997,616.67	0.00	641.67	19,998,258.34	19,998,200.00	(58.34)
FHLB DISC CORP / CRED SUIS SECURITIES													
486311	10/29/10	10/29/2010	12/22/2010	313385U20	25,000,000.00		0.1600	24,994,000.00	0.00	3,666.67	24,997,666.67	24,997,500.00	(166.67)
FHLB DISC CORP / CRED SUIS SECURITIES													
486862	11/02/10	11/02/2010	12/22/2010	313385U20	25,000,000.00		0.1600	24,994,444.44	0.00	3,222.22	24,997,666.66	24,997,500.00	(166.66)
FHLB DISC CORP / CRED SUIS SECURITIES													
486863	11/02/10	11/02/2010	12/22/2010	313385U20	25,000,000.00		0.1600	24,994,444.44	0.00	3,222.22	24,997,666.66	24,997,500.00	(166.66)
FHLB DISC CORP / RBC													
491024	11/24/10	11/24/2010	12/22/2010	313385U20	50,000,000.00		0.1650	49,993,583.33	0.00	1,604.17	49,995,187.50	49,995,000.00	(187.50)
FHLB DISC CORP / RBC													
491025	11/24/10	11/24/2010	12/22/2010	313385U20	50,000,000.00		0.1650	49,993,583.33	0.00	1,604.17	49,995,187.50	49,995,000.00	(187.50)
FHLB DISC CORP / CRED SUIS SECURITIES													
491333	11/29/10	11/29/2010	12/22/2010	313385U20	50,000,000.00		0.1650	49,994,729.17	0.00	458.33	49,995,187.50	49,995,000.00	(187.50)
FHLB DISC CORP / CRED SUIS SECURITIES													
491334	11/29/10	11/29/2010	12/22/2010	313385U20	20,000,000.00		0.1650	19,997,891.67	0.00	183.33	19,998,075.00	19,998,000.00	(75.00)
FHLB DISC CORP / UBS FINANCIAL SERVICES													
491653	11/30/10	11/30/2010	12/22/2010	313385U20	42,942,000.00		0.1600	42,937,801.23	0.00	190.85	42,937,992.08	42,937,705.80	(286.28)
Subtotal for DISCOUNT NOTES:					424,921,000.00	0.0000	0.1601	424,860,359.14	0.00	23,250.55	424,883,609.69	424,881,137.69	(2,472.00)
GOVT AGENCY-FIX-30/360													
FED FARM CR BK / JEFFERIES & COMPANY													
475907	09/02/10	09/02/2010	12/01/2010	31331GV22	15,000,000.00	1.1250	0.3238	15,130,186.80	(29,633.31)	27,187.50	15,100,553.49	15,099,120.00	(1,433.49)
FED HM LN BK BD / JP MORGAN CHASE & CO													
484312	10/20/10	10/20/2010	12/02/2010	313371HK5	10,000,000.00	0.3000	0.3000	10,000,000.00	0.00	3,416.67	10,000,000.00	9,992,110.00	(7,890.00)
FED FARM CR BK / JP MORGAN CHASE & CO													
470348	08/04/10	08/04/2010	12/06/2010	31331YGP9	15,000,000.00	3.7500	0.2000	15,180,105.00	(172,723.65)	182,812.50	15,007,381.35	15,005,865.00	(1,516.35)
FED HM LN BK BD / JEFFERIES & COMPANY													
479597	09/23/10	09/23/2010	03/25/2011	3133XUSX2	7,500,000.00	0.7500	0.2413	7,519,263.60	(7,197.39)	10,312.50	7,512,066.21	7,512,600.00	533.79
FED HM LN BK BD / BANK OF AMERICA													
470912	08/06/10	08/06/2010	05/20/2011	3133XQQQ8	10,000,000.00	2.6250	0.3334	10,180,370.00	(73,037.15)	8,020.83	10,107,332.85	10,257,170.00	149,837.15
FANNIE MAE / JP MORGAN CHASE & CO													
476364	09/07/10	09/07/2010	08/15/2011	31398ATL6	5,000,000.00	3.6250	0.3135	5,155,100.00	(38,545.56)	42,291.67	5,116,554.44	5,224,510.00	107,955.56
FREDDIE MAC / JEFFERIES & COMPANY													
490499	11/23/10	11/23/2010	12/15/2011	3137EACF4	4,450,000.00	1.1250	0.3441	4,486,772.04	(770.10)	1,112.50	4,486,001.94	4,480,860.75	(5,141.19)
Subtotal for GOVT AGENCY-FIX-30/360:					66,950,000.00	1.9586	0.2853	67,651,797.44	(321,907.16)	275,154.17	67,329,890.28	67,572,235.75	242,345.47

ORANGE COUNTY TREASURER-TAX COLLECTOR

Investment Inventory with Market Value by Entity & Instrument

As of 30-Nov-2010

Run Date: 06-Dec-2010 02:38 pm
 Print Date: 06-Dec-2010
 As at date: 06-Dec-2010

Page 12 of 23
 User: mtaylor

Deal No.	Deal Date	Settle Date	Maturity Date	CUSIP	Face Value	Coupon	Purchase Yield	Capital	Capital Accrual	Interest Accrual	Book Value	Market Value *	Unrealized Gain/(Loss)
Issuer / Broker													
UNITED STATES DOLLAR													
<u>Money Market Fund</u>													
GOVERNMENT AGENCY													
GOVT AGENCY-FLOAT-ACT/360													
FED FARM CR BK / RBC													
441608	03/04/10	03/04/2010	04/04/2011	31331JGB3	25,000,000.00	0.2400	0.2400	25,000,000.00	0.00	9,666.66	25,000,000.00	25,000,000.00	0.00
FED FARM CR BK / DEUTSCHE													
441609	03/04/10	03/04/2010	04/04/2011	31331JGB3	25,000,000.00	0.2400	0.2400	25,000,000.00	0.00	9,666.66	25,000,000.00	25,000,000.00	0.00
FREDDIE MAC / JEFFERIES & COMPANY													
480942	09/30/10	09/30/2010	04/07/2011	3128X8VE9	30,100,000.00	0.3400	0.2181	30,119,053.30	(6,250.29)	15,635.28	30,112,803.01	30,113,545.00	741.99
FREDDIE MAC / CASTLE OAK SECURITIES													
480941	09/30/10	09/30/2010	05/04/2011	3128X8B92	20,000,000.00	0.1959	0.1961	19,999,980.00	5.74	2,939.10	19,999,985.74	19,998,480.00	(1,505.74)
FANNIE MAE / JP MORGAN CHASE & CO													
468365	07/26/10	07/26/2010	05/13/2011	31398AXH0	15,000,000.00	0.1656	0.1085	15,006,855.00	(3,015.26)	1,242.23	15,003,839.74	14,994,375.00	(9,464.74)
FED FARM CR BK / JEFFERIES & COMPANY													
468828	07/28/10	07/28/2010	07/28/2011	31331JWP4	25,000,000.00	0.3100	0.3303	24,994,927.50	1,751.05	7,319.45	24,996,678.55	25,000,000.00	3,321.45
FED HM LN BK BD / UBS FINANCIAL SERVICES													
487979	11/09/10	11/09/2010	09/23/2011	3133XXH83	15,000,000.00	0.2534	0.2633	14,998,710.00	89.25	844.80	14,998,799.25	14,996,700.00	(2,099.25)
Subtotal for GOVT AGENCY-FLOAT-ACT/360:					155,100,000.00	0.2591	0.2342	155,119,525.80	(7,419.51)	47,314.18	155,112,106.29	155,103,100.00	(9,006.29)
GOVT AGENCY-FLOAT-ACT/ACT													
FED FARM CR BK / CASTLE OAK SECURITIES													
473798	08/23/10	08/23/2010	09/16/2011	31331JHG1	10,000,000.00	0.2880	0.2885	10,000,000.00	0.00	6,013.19	10,000,000.00	9,996,800.00	(3,200.00)
Subtotal for GOVT AGENCY-FLOAT-ACT/ACT:					10,000,000.00	0.2880	0.2885	10,000,000.00	0.00	6,013.19	10,000,000.00	9,996,800.00	(3,200.00)
GOV'T AGY - CALLABLE													
FED HM LN BK BD / DEUTSCHE													
485959	10/28/10	10/28/2010	11/15/2011	313371FL5	10,000,000.00	0.3400	0.3400	10,000,000.00	0.00	3,116.67	10,000,000.00	10,000,000.00	0.00
FED HM LN BK BD / DEUTSCHE													
487906	11/08/10	11/08/2010	11/15/2011	313371FL5	2,005,000.00	0.3400	0.3695	2,004,398.50	172.93	435.53	2,004,571.43	2,005,000.00	428.57
FED HM LN BK BD / JP MORGAN CHASE & CO													
486539	11/01/10	11/01/2010	11/18/2011	313371HF6	10,000,000.00	0.4000	0.4109	10,000,000.00	0.00	3,333.33	10,000,000.00	9,995,920.00	(4,080.00)
FED HM LN BK BD / MORGAN STANLEY													
490500	11/23/10	11/23/2010	11/23/2011	313371Q58	15,000,000.00	0.3500	0.3500	15,000,000.00	0.00	1,166.67	15,000,000.00	14,989,335.00	(10,665.00)
FED HM LN BK BD / CRED SUIS SECURITIES													
490506	11/23/10	11/23/2010	11/23/2011	313371P26	4,000,000.00	0.3000	0.3351	3,998,600.00	373.33	266.67	3,998,973.33	4,000,000.00	1,026.67
FED HM LN BK BD / CRED SUIS SECURITIES													
490507	11/23/10	11/23/2010	11/23/2011	313371P26	12,500,000.00	0.3000	0.3351	12,495,625.00	1,166.67	833.33	12,496,791.67	12,500,000.00	3,208.33
FED HM LN BK BD / UBS FINANCIAL SERVICES													
490516	11/23/10	11/23/2010	11/23/2011	313371R24	10,000,000.00	0.3500	0.3500	10,000,000.00	0.00	777.78	10,000,000.00	9,993,990.00	(6,010.00)
Subtotal for GOV'T AGY - CALLABLE:					63,505,000.00	0.3430	0.3548	63,498,623.50	1,712.93	9,929.98	63,500,336.43	63,484,245.00	(16,091.43)
Subtotal for GOVERNMENT AGENCY:					720,476,000.00	0.2720	0.2066	721,130,305.88	(327,613.74)	361,662.07	720,825,942.69	721,037,518.44	211,575.75

ORANGE COUNTY TREASURER-TAX COLLECTOR

Investment Inventory with Market Value by Entity & Instrument

As of 30-Nov-2010

Run Date: 06-Dec-2010 02:38 pm
 Print Date: 06-Dec-2010
 As at date: 06-Dec-2010

Page 13 of 23
 User: mtaylor

Deal No.	Deal Date	Settle Date	Maturity Date	CUSIP	Face Value	Coupon	Purchase Yield	Capital	Capital Accrual	Interest Accrual	Book Value	Market Value *	Unrealized Gain/(Loss)
Issuer / Broker													
UNITED STATES DOLLAR													
Money Market Fund													
MEDIUM TERM NOTES													
MED TERM NOTE FLOAT FDIC													
JP MORGAN CHASE & CO / GOLDMAN SACHS GROUP INC													
491029	11/24/10	11/24/2010	02/23/2011	481247AH7	4,000,000.00	0.3644	0.2812	4,000,840.00	(64.62)	283.41	4,000,775.38	4,002,400.00	1,624.62
Subtotal for MED TERM NOTE FLOAT FDIC:					4,000,000.00	0.3644	0.2812	4,000,840.00	(64.62)	283.41	4,000,775.38	4,002,400.00	1,624.62
MEDIUM TERM NOTE													
BANK OF AMERICA CORP / OPPENHEIMER & CO., INC													
452002	04/29/10	04/29/2010	12/01/2010	060505BF0	5,025,000.00	4.3750	0.5606	5,137,509.75	(112,509.75)	0.00	5,025,000.00	5,025,502.50	502.50
BERKSHIRE HATHAWAY INC / JEFFERIES & COMPANY													
470350	08/04/10	08/04/2010	12/15/2010	084664AF8	6,755,000.00	4.2000	0.2890	6,850,883.04	(85,636.00)	92,205.75	6,765,247.04	6,764,794.75	(452.29)
WELLS FARGO BANK / JEFFERIES & COMPANY													
490511	11/23/10	11/23/2010	01/12/2011	949746NB3	9,840,000.00	4.8750	0.2463	9,901,845.29	(10,097.19)	10,660.00	9,891,748.10	9,901,893.60	10,145.50
GENERAL ELEC CAP CORP / JP MORGAN CHASE & CO													
431848	01/08/10	01/08/2010	02/01/2011	36962G2C7	8,855,000.00	5.2000	0.6662	9,279,862.90	(358,304.74)	153,486.67	8,921,558.16	8,936,820.20	15,262.04
WELLS FARGO BANK / WELLS FARGO BANK													
431885	01/08/10	01/08/2010	02/01/2011	949748AF4	5,000,000.00	6.4500	1.0229	5,286,350.00	(241,490.99)	107,500.00	5,044,859.01	5,052,000.00	7,140.99
WELLS FARGO BANK / CRED SUIS SECURITIES													
482357	10/08/10	10/08/2010	02/01/2011	949748AF4	5,000,000.00	6.4500	0.4000	5,094,585.00	(44,362.88)	47,479.17	5,050,222.12	5,052,000.00	1,777.88
GENERAL ELEC CAP CORP / JEFFERIES & COMPANY													
490508	11/23/10	11/23/2010	02/01/2011	36962G2C7	5,147,000.00	5.2000	0.2900	5,194,578.87	(5,597.51)	5,947.64	5,188,981.36	5,194,558.28	5,576.92
WELLS FARGO BANK / WELLS FARGO BANK													
491030	11/24/10	11/24/2010	02/01/2011	949748AF4	5,550,000.00	6.4500	0.3612	5,612,659.50	(6,546.51)	6,960.63	5,606,112.99	5,607,720.00	1,607.01
GENERAL ELEC CAP CORP / MORGAN STANLEY													
473558	08/20/10	08/20/2010	02/22/2011	36962GWB6	10,000,000.00	6.1250	0.4606	10,285,700.00	(158,547.80)	168,437.50	10,127,152.20	10,150,000.00	22,847.80
GENERAL ELEC CAP CORP / OPPENHEIMER & CO., INC													
483298	10/14/10	10/14/2010	02/22/2011	36962GWB6	10,000,000.00	6.1250	0.3518	10,204,600.00	(75,126.56)	79,965.28	10,129,473.44	10,150,000.00	20,526.56
BANK OF AMERICA CORP / MORGAN STANLEY													
473561	08/20/10	08/20/2010	03/22/2011	22237LPA4	17,800,000.00	4.0000	0.6573	18,149,058.00	(166,296.50)	136,466.67	17,982,761.50	17,988,146.00	5,384.50
BANK OF AMERICA NA / JEFFERIES & COMPANY													
483352	10/15/10	10/15/2010	03/22/2011	22237LPA4	5,000,000.00	4.0000	0.4576	5,077,000.00	(22,560.51)	25,555.55	5,054,439.49	5,052,850.00	(1,589.49)
MINNESOTA MINING & MANUF / OPPENHEIMER & CO., INC													
484035	10/19/10	10/19/2010	11/01/2011	88579EAF2	11,000,000.00	4.5000	0.3356	11,472,120.00	(53,303.87)	41,250.00	11,418,816.13	11,471,130.00	52,313.87
GENERAL ELEC CAP CORP / OPPENHEIMER & CO., INC													
486362	10/29/10	10/29/2010	11/15/2011	36962GT38	3,000,000.00	5.0000	0.6093	3,136,920.00	(11,652.77)	6,666.67	3,125,267.23	3,125,250.00	(17.23)
Subtotal for MEDIUM TERM NOTE:					107,972,000.00	5.0905	0.4755	110,683,672.35	(1,352,033.58)	882,581.53	109,331,638.77	109,472,665.33	141,026.56
MEDIUM TERM NOTE FLOATER													
TOYOTA MOTOR CREDIT / TOYOTA FINANCIAL SERVICES													
428930	12/21/09	12/21/2009	12/22/2010	89233P3U8	30,000,000.00	0.2534	0.2534	30,000,000.00	0.00	1,900.80	30,000,000.00	30,001,500.00	1,500.00
JP MORGAN CHASE & CO / JP MORGAN CHASE & CO													

ORANGE COUNTY TREASURER-TAX COLLECTOR

Investment Inventory with Market Value by Entity & Instrument

As of 30-Nov-2010

Run Date: 06-Dec-2010 02:38 pm
 Print Date: 06-Dec-2010
 As at date: 06-Dec-2010

Page 14 of 23
 User: mtaylor

Deal No.	Deal Date	Settle Date	Maturity Date	CUSIP	Face Value	Coupon	Purchase Yield	Capital	Capital Accrual	Interest Accrual	Book Value	Market Value *	Unrealized Gain/(Loss)
Issuer / Broker													
UNITED STATES DOLLAR													
Money Market Fund													
MEDIUM TERM NOTES													
MEDIUM TERM NOTE FLOATER													
436231	02/02/10	02/02/2010	01/18/2011	46625HDC1	5,000,000.00	0.4591	0.2856	5,008,285.00	(7,148.77)	2,869.13	5,001,136.23	4,993,800.00	(7,336.23)
WELLS FARGO BANK / RBC													
489875	11/18/10	11/18/2010	01/24/2011	94974BEP1	8,975,000.00	0.7384	0.2558	8,983,239.05	(1,598.62)	2,393.26	8,981,640.43	8,983,257.00	1,616.57
JP MORGAN CHASE & CO / JEFFERIES & COMPANY													
489874	11/18/10	11/18/2010	01/31/2011	073902KG2	16,105,000.00	0.5181	0.2827	16,113,020.29	(1,408.97)	3,013.29	16,111,611.32	16,113,052.50	1,441.18
TOYOTA MOTOR CREDIT / TOYOTA MOTOR CREDIT													
438984	02/19/10	02/19/2010	02/22/2011	89233P4A1	25,000,000.00	0.2534	0.2534	25,000,000.00	0.00	1,584.00	25,000,000.00	25,006,025.00	6,025.00
WELLS FARGO BANK / JEFFERIES & COMPANY													
472006	08/13/10	08/13/2010	03/22/2011	98151GAH8	18,500,000.00	0.3903	0.2866	18,511,710.50	(5,828.76)	14,040.32	18,505,881.74	18,507,030.00	1,148.26
GENERAL ELEC CAP CORP / CRED SUIS SECURITIES													
481503	10/04/10	10/04/2010	04/28/2011	36962GW42	20,000,000.00	0.3784	0.2903	20,009,980.00	(2,809.90)	7,148.31	20,007,170.10	20,008,800.00	1,629.90
JP MORGAN CHASE & CO / CRED SUIS SECURITIES													
475639	09/01/10	09/01/2010	05/16/2011	46625HGH7	10,000,000.00	0.3944	0.2971	10,006,910.00	(2,446.73)	1,643.25	10,004,463.27	10,006,800.00	2,336.73
BANK OF AMERICA CORP / JEFFERIES & COMPANY													
472704	08/17/10	08/17/2010	08/15/2011	060505CM4	10,000,000.00	0.3856	0.5889	9,979,867.00	5,879.06	1,713.91	9,985,746.06	9,947,600.00	(38,146.06)
GENERAL ELEC CAP CORP / JEFFERIES & COMPANY													
475638	09/01/10	09/01/2010	09/28/2011	36962G331	5,563,000.00	0.6394	0.3720	5,578,971.37	(3,707.64)	6,323.33	5,575,263.73	5,579,188.33	3,924.60
WELLS FARGO BANK / RBC													
478284	09/16/10	09/16/2010	10/17/2011	929903CG5	5,000,000.00	0.4191	0.4192	4,999,989.00	2.11	2,735.53	4,999,991.11	5,004,400.00	4,408.89
TOYOTA MOTOR CREDIT / RBC													
489872	11/18/10	11/18/2010	11/22/2011	89233P4P8	15,000,000.00	0.4200	0.4200	15,000,000.00	0.00	2,220.83	15,000,000.00	14,995,500.00	(4,500.00)
Subtotal for MEDIUM TERM NOTE FLOATER:					169,143,000.00	0.3887	0.3113	169,191,972.21	(19,068.22)	47,585.96	169,172,903.99	169,146,952.83	(25,951.16)
MEDIUM TERM NOTE-FDIC													
JP MORGAN CHASE & CO / JEFFERIES & COMPANY													
488595	11/12/10	11/12/2010	12/01/2011	481247AA2	4,100,000.00	3.1250	0.3239	4,220,597.48	(6,045.78)	0.00	4,214,551.70	4,211,602.00	(2,949.70)
JP MORGAN CHASE & CO / CASTLE OAK SECURITIES													
489535	11/17/10	11/17/2010	12/01/2011	481247AA2	3,000,000.00	3.1250	0.3645	3,085,791.00	(3,211.43)	0.00	3,082,579.57	3,081,660.00	(919.57)
JP MORGAN CHASE & CO / JEFFERIES & COMPANY													
490505	11/23/10	11/23/2010	12/01/2011	481247AA2	1,578,000.00	3.1250	0.3544	1,622,570.26	(968.92)	0.00	1,621,601.34	1,620,953.16	(648.18)
JP MORGAN CHASE & CO / JEFFERIES & COMPANY													
491658	11/30/10	11/30/2010	12/01/2011	481247AA2	9,763,000.00	3.1250	0.3849	10,030,486.67	(740.96)	0.00	10,029,745.71	10,028,748.86	(996.85)
Subtotal for MEDIUM TERM NOTE-FDIC:					18,441,000.00	3.1250	0.3654	18,959,445.41	(10,967.09)	0.00	18,948,478.32	18,942,964.02	(5,514.30)
Subtotal for MEDIUM TERM NOTES:					299,556,000.00	2.2516	0.3734	302,835,929.97	(1,382,133.51)	930,450.90	301,453,796.46	301,564,982.18	111,185.72
MONEY MARKET MUTUAL FUNDS													
WELLS FARGO REPOS													
WELLS FARGO REPO /													

ORANGE COUNTY TREASURER-TAX COLLECTOR

Investment Inventory with Market Value by Entity & Instrument

As of 30-Nov-2010

Run Date: 06-Dec-2010 02:38 pm
 Print Date: 06-Dec-2010
 As at date: 06-Dec-2010

Page 15 of 23
 User: mtaylor

Deal No.	Deal Date	Settle Date	Maturity Date	CUSIP	Face Value	Coupon	Purchase Yield	Capital	Capital Accrual	Interest Accrual	Book Value	Market Value *	Unrealized Gain/(Loss)
Issuer / Broker													
UNITED STATES DOLLAR													
Money Market Fund													
MONEY MARKET MUTUAL FUNDS													
WELLS FARGO REPOS													
491700	11/30/10	11/30/2010	12/01/2010	REPOSWEEP	16,589,605.85	0.1500	0.1500	16,589,605.85	0.00	0.00	16,589,605.85	16,589,605.85	0.00
Subtotal for WELLS FARGO REPOS:					16,589,605.85	0.1500	0.1500	16,589,605.85	0.00	0.00	16,589,605.85	16,589,605.85	0.00
Subtotal for MONEY MARKET MUTUAL FUNDS:					16,589,605.85	0.1500	0.1500	16,589,605.85	0.00	0.00	16,589,605.85	16,589,605.85	0.00
MUNICIPAL DEBT													
MUNI BOND VAR-TRIBOROUGH													
TRIBOROUGH BRDG & TUNL AUTH / JP MORGAN CHASE & CO													
438479	02/17/10	11/24/2010	12/01/2010	89602NJY1	13,900,000.00	0.2900	0.2900	13,900,000.00	0.00	14,360.79	13,900,000.00	13,900,000.00	0.00
Subtotal for MUNI BOND VAR-TRIBOROUGH:					13,900,000.00	0.2900	0.2900	13,900,000.00	0.00	14,360.79	13,900,000.00	13,900,000.00	0.00
Subtotal for MUNICIPAL DEBT:					13,900,000.00	0.2900	0.2900	13,900,000.00	0.00	14,360.79	13,900,000.00	13,900,000.00	0.00
TREASURIES													
TREASURY BILL													
US TREASURY N/B / UBS FINANCIAL SERVICES													
491659	11/30/10	11/30/2010	12/30/2010	912795X55	20,000,000.00		0.1650	19,997,250.00	0.00	91.67	19,997,250.00	19,997,212.80	(37.20)
Subtotal for TREASURY BILL:					20,000,000.00	0.0000	0.1650	19,997,250.00	0.00	91.67	19,997,250.00	19,997,212.80	(37.20)
TREASURY BOND													
US TREASURY N/B / UBS FINANCIAL SERVICES													
490154	11/19/10	11/19/2010	12/15/2011	912828KA7	8,000,000.00	1.1250	0.3242	8,068,437.50	(2,100.38)	2,950.82	8,066,337.12	8,066,250.00	(87.12)
US TREASURY N/B / DEUTSCHE													
491329	11/29/10	11/29/2010	12/15/2011	912828KA7	10,000,000.00	1.1250	0.3220	10,083,593.75	(438.81)	614.75	10,083,154.94	10,082,812.50	(342.44)
US TREASURY N/B / DEUTSCHE													
491330	11/29/10	11/29/2010	12/15/2011	912828KA7	10,000,000.00	1.1250	0.3407	10,081,640.63	(428.56)	614.75	10,081,212.07	10,082,812.50	1,600.43
Subtotal for TREASURY BOND:					28,000,000.00	1.1250	0.3293	28,233,671.88	(2,967.75)	4,180.32	28,230,704.13	28,231,875.00	1,170.87
Subtotal for TREASURIES:					48,000,000.00	0.6563	0.2609	48,230,921.88	(2,967.75)	4,271.99	48,227,954.13	48,229,087.80	1,133.67
Total Money Market Fund :					1,907,106,257.55	0.5141	0.2437	1,911,151,020.94	(1,712,900.71)	1,511,852.54	1,909,517,194.11	1,909,825,613.47	308,419.36
Net Asset Value (NAV):												1.000162	

Schools Money Market Fund

FUNDS

MORGAN STANLEY GOVT 8302-694

	10/28/2010				0.00		0.1700	0.00	0.00	0.00	0.00	0.00	0.00
--	------------	--	--	--	------	--	--------	------	------	------	------	------	------

TEMPFUND694

	12/01/2010				33,104,781.81		0.1800	33,104,781.81	0.00	0.00	33,104,781.81	33,104,781.81	0.00
--	------------	--	--	--	---------------	--	--------	---------------	------	------	---------------	---------------	------

GOLDMAN SACHS 694

ORANGE COUNTY TREASURER-TAX COLLECTOR

Investment Inventory with Market Value by Entity & Instrument

As of 30-Nov-2010

Run Date: 06-Dec-2010 02:38 pm
 Print Date: 06-Dec-2010
 As at date: 06-Dec-2010

Page 16 of 23
 User: mtaylor

Deal No.	Deal Date	Settle Date	Maturity Date	CUSIP	Face Value	Coupon	Purchase Yield	Capital	Capital Accrual	Interest Accrual	Book Value	Market Value *	Unrealized Gain/(Loss)
Issuer / Broker													
UNITED STATES DOLLAR													
<u>Schools Money Market Fund</u>													
FUNDS													
			12/05/2010		34,950,981.24		0.1000	34,950,981.24	0.00	0.00	34,950,981.24	34,950,981.24	0.00
Subtotal for FUNDS:					68,055,763.05		0.1389	68,055,763.05	0.00	0.00	68,055,763.05	68,055,763.05	0.00
CERTIFICATES OF DEPOSIT													
YANKEE CD													
TORONTO DOMINION BANK NY / TDSI													
431237	01/05/10	01/05/2010	01/05/2011	8911A37B2	15,000,000.00	0.5800	0.5800	15,000,000.00	0.00	79,750.00	15,000,000.00	14,999,955.00	(45.00)
BNP PARIBAS NY BRANCH / JP MORGAN CHASE BANK, NA													
486534	11/01/10	11/01/2010	01/27/2011	0556M5JX4	10,000,000.00	0.6300	0.2900	10,008,199.02	(2,827.25)	5,250.00	10,005,371.77	10,005,280.00	(91.77)
TORONTO DOMINION BANK NY / TDSI													
461684	06/21/10	06/21/2010	06/23/2011	89112YEZ2	10,000,000.00	0.8400	0.8400	10,000,000.00	0.00	38,033.33	10,000,000.00	9,999,820.00	(180.00)
RABOBANK NEDERLAND NV NY / UBS FINANCIAL SERVICES													
476983	09/10/10	09/10/2010	09/12/2011	74977MNC6	10,000,000.00	0.4850	0.4850	10,000,000.00	0.00	11,047.22	10,000,000.00	9,999,960.00	(40.00)
Subtotal for YANKEE CD:					45,000,000.00	0.6278	0.5522	45,008,199.02	(2,827.25)	134,080.55	45,005,371.77	45,005,015.00	(356.77)
YANKEE CD FLOATER													
ROYAL BANK OF CANADA / JP MORGAN CHASE & CO													
487130	11/03/10	11/03/2010	12/03/2010	78009JXR1	10,000,000.00	2.2538	2.1998	10,000,450.00	(420.00)	17,529.17	10,000,030.00	10,000,000.00	(30.00)
ROYAL BANK OF CANADA / RBC													
433664	01/19/10	01/19/2010	01/19/2011	78009JYV1	23,000,000.00	0.2534	0.2534	23,000,000.00	0.00	1,943.04	23,000,000.00	22,992,387.00	(7,613.00)
RABOBANK NEDERLAND NV NY / RBC													
471101	08/09/10	08/09/2010	02/09/2011	74977MLF0	10,000,000.00	0.3034	0.3034	10,000,000.00	0.00	1,854.36	10,000,000.00	10,000,860.00	860.00
ROYAL BANK OF CANADA / RBC													
491028	11/24/10	11/24/2010	02/14/2011	78009JR56	8,000,000.00	0.3500	0.2801	8,001,272.00	(108.59)	544.44	8,001,163.41	8,000,832.00	(331.41)
ROYAL BANK OF CANADA / RBC													
442667	03/10/10	03/10/2010	03/10/2011	78009JZR9	15,000,000.00	0.2534	0.2534	15,000,000.00	0.00	2,217.60	15,000,000.00	14,998,500.00	(1,500.00)
RABOBANK NEDERLAND NV NY / JP MORGAN CHASE & CO													
483078	10/13/10	10/13/2010	05/12/2011	74977MFF7	5,000,000.00	0.3234	0.2839	5,001,150.00	(267.06)	853.52	5,000,882.94	5,000,000.00	(882.94)
TORONTO DOMINION BANK NY / TDSI													
456097	05/19/10	05/19/2010	05/19/2011	89112YDL4	15,000,000.00	0.3034	0.3034	15,000,000.00	0.00	1,517.20	15,000,000.00	15,000,000.00	0.00
BNP PARIBAS NY BRANCH / BNP PARIBAS													
483291	10/14/10	10/14/2010	10/14/2011	05566Q4T1	25,000,000.00	0.4291	0.4291	25,000,000.00	0.00	14,302.00	25,000,000.00	25,009,275.00	9,275.00
TORONTO DOMINION BANK NY / TDSI													
485946	10/28/10	10/28/2010	10/28/2011	89112YME0	10,000,000.00	0.3250	0.3250	10,000,000.00	0.00	180.56	10,000,000.00	9,997,200.00	(2,800.00)
RABOBANK NEDERLAND NV NY / UBS FINANCIAL SERVICES													
488605	11/12/10	11/12/2010	11/10/2011	74977MPR0	10,000,000.00	0.3234	0.3234	10,000,000.00	0.00	1,707.04	10,000,000.00	9,997,138.00	(2,862.00)
Subtotal for YANKEE CD FLOATER:					131,000,000.00	0.4686	0.4587	131,002,872.00	(795.65)	42,648.93	131,002,076.35	130,996,192.00	(5,884.35)
Subtotal for CERTIFICATES OF DEPOSIT:					176,000,000.00	0.5093	0.4826	176,011,071.02	(3,622.90)	176,729.48	176,007,448.12	176,001,207.00	(6,241.12)
COMMERCIAL PAPER HOLDINGS													

ORANGE COUNTY TREASURER-TAX COLLECTOR

Investment Inventory with Market Value by Entity & Instrument

As of 30-Nov-2010

Run Date: 06-Dec-2010 02:38 pm
 Print Date: 06-Dec-2010
 As at date: 06-Dec-2010

Page 17 of 23
 User: mtaylor

Deal No.	Deal Date	Settle Date	Maturity Date	CUSIP	Face Value	Coupon	Purchase Yield	Capital	Capital Accrual	Interest Accrual	Book Value	Market Value *	Unrealized Gain/(Loss)
Issuer / Broker													
UNITED STATES DOLLAR													
<u>Schools Money Market Fund</u>													
COMMERCIAL PAPER HOLDINGS													
COMMERCIAL PAPER													
NESTLE CAPITAL CORP / CRED SUIS SECURITIES													
486933	11/03/10	11/03/2010	12/01/2010	64105HM17	10,000,000.00		0.1700	9,998,677.78	0.00	1,322.22	10,000,000.00	9,999,950.00	(50.00)
IBM CORP / BARCLAYS CAPITAL													
490514	11/23/10	11/23/2010	12/01/2010	45920GM11	10,000,000.00		0.2000	9,999,555.56	0.00	444.44	10,000,000.00	9,999,940.00	(60.00)
NETJETS INC. / GOLDMAN SACHS GROUP INC													
491339	11/29/10	11/29/2010	12/02/2010	6411M3M25	15,000,000.00		0.1900	14,999,762.50	0.00	158.33	14,999,920.83	14,999,925.00	4.17
NESTLE CAPITAL CORP / CITIGROUP GLOBAL MARKETS													
488803	11/12/10	11/12/2010	12/06/2010	64105HM66	5,000,000.00		0.1300	4,999,566.67	0.00	343.05	4,999,909.72	4,999,875.00	(34.72)
IBM CORP / CITIGROUP GLOBAL MARKETS													
489578	11/18/10	11/18/2010	12/06/2010	45920GM60	18,500,000.00		0.1700	18,498,427.50	0.00	1,135.69	18,499,563.19	18,499,352.50	(210.69)
BANK OF AMERICA CORP / BANK OF AMERICA													
488800	11/12/10	11/12/2010	12/08/2010	0660P1M81	5,000,000.00		0.2200	4,999,205.56	0.00	580.55	4,999,786.11	4,999,755.00	(31.11)
IBM CORP / CRED SUIS SECURITIES													
487389	11/04/10	11/04/2010	12/09/2010	45920GM94	10,000,000.00		0.1800	9,998,250.00	0.00	1,350.00	9,999,600.00	9,999,440.00	(160.00)
TORONTO DOMINION / BANK OF AMERICA													
487969	11/09/10	11/09/2010	12/10/2010	89116FMA5	14,000,000.00		0.2000	13,997,588.89	0.00	1,711.11	13,999,300.00	13,999,370.00	70.00
CHEVRON FUNDING / CHEVRON													
490142	11/19/10	11/19/2010	12/10/2010	1667X1MA1	10,000,000.00		0.1700	9,999,008.33	0.00	566.67	9,999,575.00	9,999,700.00	125.00
GENERAL ELECTRIC CO / CASTLE OAK SECURITIES													
490144	11/19/10	11/19/2010	12/10/2010	36960MMA8	15,000,000.00		0.1900	14,998,337.50	0.00	950.00	14,999,287.50	14,999,250.00	(37.50)
BNP PARIBAS FINANCE / BNP PARIBAS													
491348	11/29/10	11/29/2010	12/10/2010	0556N1MA8	15,000,000.00		0.2100	14,999,037.50	0.00	175.00	14,999,212.50	14,999,325.00	112.50
RABOBANK USA FINANCIAL CORP / MORGAN STANLEY													
490498	11/23/10	11/23/2010	12/13/2010	74977LMD6	10,000,000.00		0.2000	9,998,888.89	0.00	444.44	9,999,333.33	9,999,370.00	36.67
IBM CORP / BARCLAY CAPITAL													
491359	11/29/10	11/29/2010	12/15/2010	45920GMF0	9,050,000.00		0.1800	9,049,276.00	0.00	90.50	9,049,366.50	9,049,085.95	(280.55)
PRIVATE EXPORT FUND CORP / JP MORGAN CHASE & CO													
487176	11/04/10	11/04/2010	01/03/2011	7426M5N34	25,000,000.00		0.1900	24,992,083.33	0.00	3,562.50	24,995,645.83	24,993,575.00	(2,070.83)
Subtotal for COMMERCIAL PAPER:					171,550,000.00	0.0000	0.1873	171,527,666.01	0.00	12,834.50	171,540,500.51	171,537,913.45	(2,587.06)
COMMERCIAL PAPER-ABCP													
WAL-MART FUNDING CORP. / CRED SUIS SECURITIES													
488511	11/10/10	11/10/2010	12/10/2010	93114UMA6	30,000,000.00		0.2500	29,993,750.00	0.00	4,375.00	29,998,125.00	29,997,750.00	(375.00)
Subtotal for COMMERCIAL PAPER-ABCP:					30,000,000.00	0.0000	0.2500	29,993,750.00	0.00	4,375.00	29,998,125.00	29,997,750.00	(375.00)
Subtotal for COMMERCIAL PAPER HOLDINGS:					201,550,000.00		0.1966	201,521,416.01	0.00	17,209.50	201,538,625.51	201,535,663.45	(2,962.06)
GOVERNMENT AGENCY													
DISCOUNT NOTES													
FHLB DISC CORP / BANK OF AMERICA													

ORANGE COUNTY TREASURER-TAX COLLECTOR

Investment Inventory with Market Value by Entity & Instrument

As of 30-Nov-2010

Run Date: 06-Dec-2010 02:38 pm
 Print Date: 06-Dec-2010
 As at date: 06-Dec-2010

Page 18 of 23
 User: mtaylor

Deal No.	Deal Date	Settle Date	Maturity Date	CUSIP	Face Value	Coupon	Purchase Yield	Capital	Capital Accrual	Interest Accrual	Book Value	Market Value *	Unrealized Gain/(Loss)
Issuer / Broker													
UNITED STATES DOLLAR													
<u>Schools Money Market Fund</u>													
GOVERNMENT AGENCY													
DISCOUNT NOTES													
491338	11/29/10	11/29/2010	12/10/2010	313385564	13,000,000.00		0.1400	12,999,443.89	0.00	101.11	12,999,545.00	12,999,441.00	(104.00)
FHLB DISC CORP / GOLDMAN SACHS GROUP INC													
490158	11/19/10	11/19/2010	12/17/2010	313385T55	20,000,000.00		0.1500	19,997,666.67	0.00	1,000.00	19,998,666.67	19,998,480.00	(186.67)
FREDDIE DISCOUNT / CRED SUIS SECURITIES													
491002	11/24/10	11/24/2010	12/20/2010	313397T84	33,000,000.00		0.1650	32,996,067.50	0.00	1,058.75	32,997,126.25	32,997,030.00	(96.25)
FHLB DISC CORP / RBC													
491022	11/24/10	11/24/2010	12/22/2010	313385U20	50,000,000.00		0.1650	49,993,583.33	0.00	1,604.17	49,995,187.50	49,995,000.00	(187.50)
FHLB DISC CORP / UBS FINANCIAL SERVICES													
491023	11/24/10	11/24/2010	12/22/2010	313385U20	20,000,000.00		0.1700	19,997,355.56	0.00	661.11	19,998,016.67	19,998,000.00	(16.67)
FHLB DISC CORP / JP MORGAN CHASE & CO													
491336	11/29/10	11/29/2010	12/27/2010	313385U79	20,000,000.00		0.1700	19,997,355.56	0.00	188.89	19,997,544.45	19,997,540.00	(4.45)
Subtotal for DISCOUNT NOTES:					156,000,000.00	0.0000	0.1623	155,981,472.51	0.00	4,614.03	155,986,086.54	155,985,491.00	(595.54)
GOVT AGENCY-FIX-30/360													
FANNIE MAE / JP MORGAN CHASE & CO													
475949	09/03/10	09/03/2010	12/01/2010	31398ATL6	7,310,000.00	3.6250	0.3133	7,539,453.59	(59,040.69)	74,614.90	7,480,412.90	7,638,233.62	157,820.72
FED HM LN BK BD / OPPENHEIMER & CO., INC													
484036	10/19/10	10/19/2010	12/01/2010	3133XFJY3	6,810,000.00	5.2500	0.2643	7,027,511.40	(39,547.53)	146,531.08	6,987,963.87	6,986,767.17	(1,196.70)
FREDDIE MAC / BNP PARIBAS													
491660	11/30/10	11/30/2010	01/07/2011	3137EABW8	20,000,000.00	1.5000	0.1803	20,027,000.00	(729.73)	833.33	20,026,270.27	20,191,760.00	165,489.73
FREDDIE MAC / RBC													
459248	06/07/10	06/07/2010	02/15/2011	3134A0VF6	4,650,000.00	6.1350	0.5007	4,829,908.50	(126,226.13)	83,998.38	4,703,682.37	4,705,944.15	2,261.78
FREDDIE MAC / BNP PARIBAS													
479880	09/24/10	09/24/2010	03/15/2011	31344DY7	7,000,000.00	5.6250	0.2402	7,178,780.00	(70,048.30)	73,281.25	7,108,731.70	6,777,687.00	(331,044.70)
FREDDIE MAC / GOLDMAN SACHS GROUP INC													
491037	11/24/10	11/24/2010	03/21/2011	31344EW0	3,300,000.00	5.8750	0.2494	3,360,258.00	(3,605.18)	3,769.79	3,356,652.82	3,300,000.00	(56,652.82)
FED HM LN BK BD / JEFFERIES & COMPANY													
470093	08/03/10	08/03/2010	05/03/2011	313370F29	10,000,000.00	0.3400	0.3400	10,000,000.00	0.00	2,644.44	10,000,000.00	10,004,020.00	4,020.00
Subtotal for GOVT AGENCY-FIX-30/360:					59,070,000.00	3.0970	0.2697	59,962,911.49	(299,197.56)	385,673.17	59,663,713.93	59,604,411.94	(59,301.99)
GOVT AGENCY-FLOAT-30/360													
FED FARM CR BK / CASTLE OAK SECURITIES													
487404	11/04/10	11/04/2010	11/04/2011	31331JZ30	15,000,000.00	0.2500	0.2500	15,000,000.00	0.00	2,587.50	15,000,000.00	14,992,950.00	(7,050.00)
Subtotal for GOVT AGENCY-FLOAT-30/360:					15,000,000.00	0.2500	0.2500	15,000,000.00	0.00	2,587.50	15,000,000.00	14,992,950.00	(7,050.00)
GOVT AGENCY-FLOAT-ACT/360													
FED FARM CR BK / JEFFERIES & COMPANY													
491661	11/30/10	11/30/2010	12/17/2010	31331G6S3	25,000,000.00	0.1534	0.1699	24,999,805.00	11.47	106.56	24,999,816.47	25,000,000.00	183.53
FREDDIE MAC / CASTLE OAK SECURITIES													

ORANGE COUNTY TREASURER-TAX COLLECTOR

Investment Inventory with Market Value by Entity & Instrument

As of 30-Nov-2010

Run Date: 06-Dec-2010 02:38 pm
 Print Date: 06-Dec-2010
 As at date: 06-Dec-2010

Page 19 of 23
 User: mtaylor

Deal No.	Deal Date	Settle Date	Maturity Date	CUSIP	Face Value	Coupon	Purchase Yield	Capital	Capital Accrual	Interest Accrual	Book Value	Market Value *	Unrealized Gain/(Loss)
Issuer / Broker													
UNITED STATES DOLLAR													
<u>Schools Money Market Fund</u>													
GOVERNMENT AGENCY													
GOVT AGENCY-FLOAT-ACT/360													
469608	07/28/10	07/28/2010	02/01/2011	3128X8D41	4,000,000.00	0.1469	0.1469	4,000,000.00	0.00	489.60	4,000,000.00	3,999,800.00	(200.00)
FED FARM CR BK / DEUTSCHE													
439256	02/17/10	02/17/2010	03/01/2011	31331JEQ2	47,000,000.00	0.2400	0.2400	47,000,000.00	0.00	0.00	47,000,000.00	47,000,000.00	0.00
FANNIE MAE / JP MORGAN CHASE & CO													
468027	07/23/10	07/23/2010	05/13/2011	31398AXH0	15,000,000.00	0.1656	0.1079	15,007,005.00	(3,121.28)	1,242.23	15,003,883.72	14,994,375.00	(9,508.72)
FED FARM CR BK / JEFFERIES & COMPANY													
468829	07/28/10	07/28/2010	07/28/2011	31331JWP4	15,000,000.00	0.3100	0.3303	14,996,956.50	1,050.63	4,391.67	14,998,007.13	15,000,000.00	1,992.87
FED HM LN BK BD / CASTLE OAK SECURITIES													
480937	09/30/10	09/30/2010	09/30/2011	3133716Q4	9,000,000.00	0.2700	0.2750	8,999,550.00	76.44	4,185.00	8,999,626.44	8,997,750.00	(1,876.44)
FED HM LN BK BD / CASTLE OAK SECURITIES													
480938	09/30/10	09/30/2010	09/30/2011	3133716Q4	15,000,000.00	0.2700	0.2700	15,000,000.00	0.00	6,975.00	15,000,000.00	14,996,250.00	(3,750.00)
Subtotal for GOVT AGENCY-FLOAT-ACT/360:					130,000,000.00	0.2255	0.2247	130,003,316.50	(1,982.74)	17,390.06	130,001,333.76	129,988,175.00	(13,158.76)
GOVT AGENCY-FLOAT-ACT/ACT													
FED HM LN BK BD / CASTLE OAK SECURITIES													
469593	07/30/10	07/30/2010	07/29/2011	313370HM3	20,000,000.00	0.3280	0.3280	20,000,000.00	0.00	5,767.03	20,000,000.00	20,000,000.00	0.00
FED FARM CR BK / JEFFERIES & COMPANY													
473800	08/23/10	08/23/2010	09/16/2011	31331JHG1	7,000,000.00	0.2880	0.2885	7,000,000.00	0.00	4,209.23	7,000,000.00	6,997,760.00	(2,240.00)
FED FARM CR BK / CASTLE OAK SECURITIES													
473801	08/23/10	08/23/2010	09/16/2011	31331JHG1	10,000,000.00	0.2880	0.2885	10,000,000.00	0.00	6,013.19	10,000,000.00	9,996,800.00	(3,200.00)
FED FARM CR BK / JEFFERIES & COMPANY													
474874	08/30/10	08/30/2010	09/16/2011	31331JHG1	15,000,000.00	0.2880	0.2935	14,999,220.00	189.90	9,019.78	14,999,409.90	14,995,200.00	(4,209.90)
Subtotal for GOVT AGENCY-FLOAT-ACT/ACT:					52,000,000.00	0.3034	0.3051	51,999,220.00	189.90	25,009.23	51,999,409.90	51,989,760.00	(9,649.90)
GOV'T AGY - CALLABLE													
FED FARM CR BK / MORGAN STANLEY													
490428	11/22/10	11/22/2010	12/01/2010	31331G4N6	18,430,000.00	2.8400	2.8226	18,442,053.22	(12,053.22)	13,085.30	18,430,000.00	18,446,587.00	16,587.00
FED HM LN BK BD / CITI GLOBAL MARKETS													
485961	10/28/10	10/28/2010	11/15/2011	313371FL5	10,000,000.00	0.3400	0.3400	10,000,000.00	0.00	3,116.67	10,000,000.00	10,000,000.00	0.00
FED HM LN BK BD / JP MORGAN CHASE & CO													
486540	11/01/10	11/01/2010	11/18/2011	313371HF6	10,000,000.00	0.4000	0.4109	10,000,000.00	0.00	3,333.33	10,000,000.00	9,995,920.00	(4,080.00)
FED HM LN BK BD / MORGAN STANLEY													
490501	11/23/10	11/23/2010	11/23/2011	313371Q58	15,000,000.00	0.3500	0.3500	15,000,000.00	0.00	1,166.67	15,000,000.00	14,989,335.00	(10,665.00)
FED HM LN BK BD / CRED SUIS SECURITIES													
490504	11/23/10	11/23/2010	11/23/2011	313371P26	12,500,000.00	0.3000	0.3351	12,495,625.00	1,166.67	833.33	12,496,791.67	12,500,000.00	3,208.33
FED HM LN BK BD / UBS FINANCIAL SERVICES													
490518	11/23/10	11/23/2010	11/23/2011	313371R24	10,000,000.00	0.3500	0.3500	10,000,000.00	0.00	777.78	10,000,000.00	9,993,990.00	(6,010.00)
Subtotal for GOV'T AGY - CALLABLE:					75,930,000.00	0.9514	0.9544	75,937,678.22	(10,886.55)	22,313.08	75,926,791.67	75,925,832.00	(959.67)

ORANGE COUNTY TREASURER-TAX COLLECTOR

Investment Inventory with Market Value by Entity & Instrument

As of 30-Nov-2010

Run Date: 06-Dec-2010 02:38 pm
 Print Date: 06-Dec-2010
 As at date: 06-Dec-2010

Page 20 of 23
 User: mtaylor

Deal No.	Deal Date	Settle Date	Maturity Date	CUSIP	Face Value	Coupon	Purchase Yield	Capital	Capital Accrual	Interest Accrual	Book Value	Market Value *	Unrealized Gain/(Loss)
Issuer / Broker													
UNITED STATES DOLLAR													
Schools Money Market Fund													
Subtotal for GOVERNMENT AGENCY:					488,000,000.00	0.6230	0.3331	488,884,598.72	(311,876.95)	457,587.07	488,577,335.80	488,486,619.94	(90,715.86)
MEDIUM TERM NOTES													
MED TERM NOTE FLOAT FDIC													
BANK OF AMERICA CORP / JEFFERIES & COMPANY													
479605	09/23/10	09/23/2010	08/15/2011	060505CM4	15,000,000.00	0.3856	0.5313	14,980,629.00	4,100.00	2,570.87	14,984,729.00	14,921,400.00	(63,329.00)
Subtotal for MED TERM NOTE FLOAT FDIC:					15,000,000.00	0.3856	0.5313	14,980,629.00	4,100.00	2,570.87	14,984,729.00	14,921,400.00	(63,329.00)
MEDIUM TERM NOTE													
GENERAL ELEC CAP CORP / WELLS FARGO BANK													
467163	07/20/10	07/20/2010	12/01/2010	36962G2S2	12,769,000.00	5.0000	0.5317	12,975,474.73	(206,474.73)	0.00	12,769,000.00	12,769,000.00	0.00
WELLS FARGO BANK / WELLS FARGO BANK													
431886	01/08/10	01/08/2010	02/01/2011	949748AF4	6,300,000.00	6.4500	1.0229	6,660,801.00	(304,278.65)	135,450.00	6,356,522.35	6,365,520.00	8,997.65
GENERAL ELEC CAP CORP / RBC													
454248	05/11/10	05/11/2010	02/22/2011	36962GWB6	5,862,000.00	6.1250	0.8580	6,101,585.80	(170,523.70)	98,738.06	5,931,062.10	5,949,930.00	18,867.90
BANK OF AMERICA CORP / MORGAN STANLEY													
473560	08/20/10	08/20/2010	03/22/2011	22237LPA4	10,000,000.00	4.0000	0.6573	10,196,100.00	(93,425.00)	76,666.67	10,102,675.00	10,105,700.00	3,025.00
BANK OF AMERICA NA / JEFFERIES & COMPANY													
483353	10/15/10	10/15/2010	03/22/2011	22237LPA4	5,000,000.00	4.0000	0.4576	5,077,000.00	(22,560.51)	25,555.55	5,054,439.49	5,052,850.00	(1,589.49)
GENERAL ELEC CAP CORP / RBC													
479879	09/24/10	09/24/2010	04/28/2011	36962GW59	3,400,000.00	5.5000	0.4043	3,502,748.00	(32,168.77)	17,141.67	3,470,579.23	3,477,996.00	7,416.77
JP MORGAN CHASE & CO / RBC													
474308	08/25/10	08/25/2010	06/01/2011	46625HGG9	1,750,000.00	5.6000	0.4365	1,819,072.50	(24,025.22)	0.00	1,795,047.28	1,797,425.00	2,377.72
JP MORGAN CHASE & CO / WELLS FARGO BANK													
475906	09/02/10	09/02/2010	06/01/2011	46625HGG9	6,250,000.00	5.6000	0.5196	6,486,437.50	(78,226.53)	0.00	6,408,210.97	6,419,375.00	11,164.03
BANK OF AMERICA CORP / RBC													
478269	09/16/10	09/16/2010	07/25/2011	59018YXZ9	3,900,000.00	5.7700	0.6860	4,069,357.50	(41,106.19)	46,881.25	4,028,251.31	4,063,839.00	35,587.69
Subtotal for MEDIUM TERM NOTE:					55,231,000.00	5.1853	0.6371	56,888,577.03	(972,789.30)	400,433.20	55,915,787.73	56,001,635.00	85,847.27
MEDIUM TERM NOTE FLOATER													
BERKSHIRE HATHAWAY INC / JP MORGAN CHASE & CO													
438128	02/11/10	02/11/2010	12/02/2010	084670AW8	27,550,000.00	0.2656	0.2656	27,550,000.00	0.00	4,268.90	27,550,000.00	27,549,071.57	(928.43)
BERKSHIRE HATHAWAY INC / JEFFERIES & COMPANY													
484848	10/22/10	10/22/2010	01/11/2011	084664BA8	8,030,000.00	0.5891	0.2639	8,035,869.93	(2,898.73)	5,255.72	8,032,971.20	8,033,613.50	642.30
WELLS FARGO BANK / RBC													
432146	01/11/10	01/11/2010	01/12/2011	949746NC1	12,261,000.00	0.3891	0.3888	12,261,036.78	(32.56)	6,625.37	12,261,004.22	12,263,084.37	2,080.15
WELLS FARGO BANK / RBC													
440616	03/01/10	03/01/2010	01/12/2011	949746NC1	10,865,000.00	0.3891	0.3361	10,869,987.04	(4,326.30)	5,871.02	10,865,660.74	10,866,847.05	1,186.31
JP MORGAN CHASE & CO / JP MORGAN CHASE & CO													
440543	02/26/10	02/26/2010	01/18/2011	46625HDC1	25,000,000.00	0.4591	0.3152	25,031,950.00	(27,245.71)	14,345.62	25,004,704.29	24,969,000.00	(35,704.29)
TOYOTA MOTOR CREDIT / TOYOTA MOTOR CREDIT													
438985	02/19/10	02/19/2010	02/22/2011	89233P4A1	15,000,000.00	0.2534	0.2534	15,000,000.00	0.00	950.40	15,000,000.00	15,003,615.00	3,615.00

ORANGE COUNTY TREASURER-TAX COLLECTOR

Investment Inventory with Market Value by Entity & Instrument

As of 30-Nov-2010

Run Date: 06-Dec-2010 02:38 pm
 Print Date: 06-Dec-2010
 As at date: 06-Dec-2010

Page 21 of 23
 User: mtaylor

Deal No.	Deal Date	Settle Date	Maturity Date	CUSIP	Face Value	Coupon	Purchase Yield	Capital	Capital Accrual	Interest Accrual	Book Value	Market Value *	Unrealized Gain/(Loss)
Issuer / Broker													
UNITED STATES DOLLAR													
<u>Schools Money Market Fund</u>													
MEDIUM TERM NOTES													
MEDIUM TERM NOTE FLOATER													
WELLS FARGO BANK / JEFFERIES & COMPANY													
472007	08/13/10	08/13/2010	03/22/2011	98151GAH8	15,000,000.00	0.3903	0.2866	15,009,495.00	(4,726.02)	11,384.04	15,004,768.98	15,005,700.00	931.02
GENERAL ELEC CAP CORP / RBC													
478013	09/15/10	09/15/2010	04/18/2011	36962G2R4	5,000,000.00	0.3591	0.2499	5,003,310.00	(1,185.44)	2,194.26	5,002,124.56	5,001,200.00	(924.56)
GENERAL ELEC CAP CORP / RAYMOND JAMES & ASSOC, IN													
479598	09/23/10	09/23/2010	06/06/2011	36962GZ80	3,000,000.00	0.3728	0.3304	3,000,927.00	(249.86)	2,143.66	3,000,677.14	3,001,140.00	462.86
BANK OF AMERICA CORP / JEFFERIES & COMPANY													
472705	08/17/10	08/17/2010	08/15/2011	060505CM4	9,000,000.00	0.3856	0.5889	8,981,880.30	5,291.15	1,542.52	8,987,171.45	8,952,840.00	(34,331.45)
JP MORGAN CHASE & CO / JP MORGAN CHASE & CO													
473797	08/23/10	08/23/2010	08/15/2011	073902MM7	10,000,000.00	0.4956	0.3162	10,017,790.00	(4,983.19)	2,202.80	10,012,806.81	10,016,500.00	3,693.19
BANK OF AMERICA CORP / JEFFERIES & COMPANY													
475950	09/03/10	09/03/2010	08/15/2011	060505CM4	1,300,000.00	0.3856	0.5896	1,297,496.98	643.84	222.81	1,298,140.82	1,293,188.00	(4,952.82)
WELLS FARGO BANK / JEFFERIES & COMPANY													
481504	10/04/10	10/04/2010	10/17/2011	929903CG5	10,000,000.00	0.4191	0.3704	10,005,010.00	(768.73)	5,471.06	10,004,241.27	10,008,800.00	4,558.73
GENERAL ELEC CAP CORP / RBC													
479599	09/23/10	09/23/2010	10/21/2011	36962G3L6	7,500,000.00	0.5391	0.2979	7,519,512.40	(3,425.84)	4,604.47	7,516,086.56	7,517,625.00	1,538.44
TOYOTA MOTOR CREDIT / RBC													
489873	11/18/10	11/18/2010	11/22/2011	89233P4P8	15,000,000.00	0.4200	0.4200	15,000,000.00	0.00	2,275.00	15,000,000.00	14,995,500.00	(4,500.00)
Subtotal for MEDIUM TERM NOTE FLOATER:					174,506,000.00	0.3928	0.3297	174,584,265.43	(43,907.39)	69,357.65	174,540,358.04	174,477,724.49	(62,633.55)
MEDIUM TERM NOTE-CALLABLE													
GENERAL ELEC CAP CORP / RBC													
473272	08/19/10	08/19/2010	08/22/2011	36962GX82	5,000,000.00	5.7200	3.6513	5,101,500.00	(67,666.67)	81,033.33	5,033,833.33	5,059,000.00	25,166.67
Subtotal for MEDIUM TERM NOTE-CALLABLE:					5,000,000.00	5.7200	3.6513	5,101,500.00	(67,666.67)	81,033.33	5,033,833.33	5,059,000.00	25,166.67
MEDIUM TERM NOTE-FDIC													
JP MORGAN CHASE & CO / JEFFERIES & COMPANY													
488596	11/12/10	11/12/2010	12/01/2011	481247AA2	4,100,000.00	3.1250	0.3239	4,220,597.48	(6,045.78)	0.00	4,214,551.70	4,211,602.00	(2,949.70)
Subtotal for MEDIUM TERM NOTE-FDIC:					4,100,000.00	3.1250	0.3239	4,220,597.48	(6,045.78)	0.00	4,214,551.70	4,211,602.00	(2,949.70)
Subtotal for MEDIUM TERM NOTES:					253,837,000.00	1.5842	0.4739	255,775,568.94	(1,086,309.14)	553,395.05	254,689,259.80	254,671,361.49	(17,898.31)
MONEY MARKET MUTUAL FUNDS													
WELLS FARGO REPOS													
WELLS FARGO REPO /													
491701	11/30/10	11/30/2010	12/01/2010	REPOSWEEP	621,372.59	0.1500	0.1500	621,372.59	0.00	0.00	621,372.59	621,372.59	0.00
Subtotal for WELLS FARGO REPOS:					621,372.59	0.1500	0.1500	621,372.59	0.00	0.00	621,372.59	621,372.59	0.00
Subtotal for MONEY MARKET MUTUAL FUNDS:					621,372.59	0.1500	0.1500	621,372.59	0.00	0.00	621,372.59	621,372.59	0.00

ORANGE COUNTY TREASURER-TAX COLLECTOR

Investment Inventory with Market Value by Entity & Instrument

As of 30-Nov-2010

Run Date: 06-Dec-2010 02:38 pm
 Print Date: 06-Dec-2010
 As at date: 06-Dec-2010

Page 22 of 23
 User: mtaylor

Deal No.	Deal Date	Settle Date	Maturity Date	CUSIP	Face Value	Coupon	Purchase Yield	Capital	Capital Accrual	Interest Accrual	Book Value	Market Value *	Unrealized Gain/(Loss)
Issuer / Broker													
UNITED STATES DOLLAR													
<u>Schools Money Market Fund</u>													
MUNICIPAL DEBT													
MUNI BOND VAR-OCBE													
OC BOARD OF EDUCATION /													
425047	12/01/08	12/01/2009	12/01/2010	684216AA2	18,265,000.00	3.5000	3.5000	18,265,000.00	0.00	0.00	18,265,000.00	18,265,000.00	0.00
Subtotal for MUNI BOND VAR-OCBE:					18,265,000.00	3.5000	3.5000	18,265,000.00	0.00	0.00	18,265,000.00	18,265,000.00	0.00
MUNI BOND VAR-TRIBOROUGH													
TRIBOROUGH BRDG & TUNL AUTH / JP MORGAN CHASE & CO													
438480	02/17/10	11/24/2010	12/01/2010	89602NJY1	10,000,000.00	0.2900	0.2900	10,000,000.00	0.00	10,331.52	10,000,000.00	10,000,000.00	0.00
TRIBOROUGH BRDG & TUNL AUTH / JP MORGAN CHASE & CO													
443551	03/16/10	11/24/2010	12/01/2010	89602NJY1	11,430,000.00	0.2900	0.2900	11,430,000.00	0.00	11,808.88	11,430,000.00	11,430,000.00	0.00
Subtotal for MUNI BOND VAR-TRIBOROUGH:					21,430,000.00	0.2900	0.2900	21,430,000.00	0.00	22,140.40	21,430,000.00	21,430,000.00	0.00
Subtotal for MUNICIPAL DEBT:					39,695,000.00	1.7670	1.7670	39,695,000.00	0.00	22,140.40	39,695,000.00	39,695,000.00	0.00
TREASURIES													
TREASURY BILL													
US TREASURY N/B / UBS FINANCIAL SERVICES													
491331	11/29/10	11/29/2010	12/23/2010	912795X48	20,000,000.00		0.1550	19,997,933.33	0.00	172.22	19,997,933.33	19,998,130.00	196.67
US TREASURY N/B / UBS FINANCIAL SERVICES													
491332	11/29/10	11/29/2010	12/30/2010	912795X55	15,000,000.00		0.1680	14,997,830.00	0.00	140.00	14,997,830.00	14,997,909.60	79.60
Subtotal for TREASURY BILL:					35,000,000.00	0.0000	0.1606	34,995,763.33	0.00	312.22	34,995,763.33	34,996,039.60	276.27
TREASURY BOND													
US TREASURY N/B / JP MORGAN CHASE & CO													
475951	09/03/10	09/03/2010	12/01/2010	912828LW8	5,000,000.00	0.9991	0.3132	5,036,718.75	(8,336.65)	8,555.49	5,028,382.10	5,029,687.50	1,305.40
US TREASURY N/B / UBS FINANCIAL SERVICES													
490153	11/19/10	11/19/2010	12/15/2011	912828KA7	15,000,000.00	1.1250	0.3242	15,128,320.31	(3,938.22)	5,532.79	15,124,382.09	15,124,218.75	(163.34)
US TREASURY N/B / GOLDMAN SACHS GROUP INC													
491036	11/24/10	11/24/2010	12/15/2011	912828KA7	10,000,000.00	1.1250	0.3250	10,084,375.00	(1,530.12)	2,151.64	10,082,844.88	10,082,812.50	(32.38)
Subtotal for TREASURY BOND:					30,000,000.00	1.1040	0.3226	30,249,414.06	(13,804.99)	16,239.92	30,235,609.07	30,236,718.75	1,109.68
Subtotal for TREASURIES:					65,000,000.00	0.5095	0.2354	65,245,177.39	(13,804.99)	16,552.14	65,231,372.40	65,232,758.35	1,385.95
Total Schools Money Market Fund :					1,292,759,135.64	0.6955	0.3886	1,295,809,967.72	(1,415,613.98)	1,243,613.64	1,294,416,177.27	1,294,299,745.87	(116,431.40)
Net Asset Value (NAV):												0.999910	
Total Investments:					6,242,814,393.19	1.1407	0.8046	6,273,111,798.70	(8,005,292.96)	13,316,011.14	6,265,427,091.85	6,281,063,713.89	15,636,622.04

* Market values provided by Bloomberg

Report Parameters

* Market values provided by Bloomberg

ORANGE COUNTY TREASURER-TAX COLLECTOR

Investment Inventory with Market Value by Entity & Instrument

As of 30-Nov-2010

Run Date: 06-Dec-2010 02:38 pm

Print Date: 06-Dec-2010

As at date: 06-Dec-2010

Page 23 of 23

User: mtaylor

Deal No.	Deal Date	Settle Date	Maturity Date	CUSIP	Face Value	Coupon	Purchase Yield	Capital	Capital Accrual	Interest Accrual	Book Value	Market Value *	Unrealized Gain/(Loss)
----------	-----------	-------------	---------------	-------	------------	--------	----------------	---------	-----------------	------------------	------------	----------------	------------------------

Issuer / Broker

Deals [Settlement Date] <= 30-Nov-2010

Deals [Entity Name] include list Extended Fund, Money Market Fund, OC Extended Fund B, Schools Money Market Fund

Bank Accounts [Account Name] include list GOLDMAN SACHS 692, GOLDMAN SACHS 694, MORGAN STANLEY GOV...

ORANGE COUNTY TREASURER-TAX COLLECTOR

Investment Inventory with Market Value by Entity & Instrument

As of 30-Nov-2010

Run Date: 06-Dec-2010 02:36 pm
 Print Date: 06-Dec-2010
 As at date: 06-Dec-2010

Page 1 of 7

User: mtaylor

Deal No.	Deal Date	Settle Date	Maturity Date	CUSIP	Face Value	Coupon	Purchase Yield	Capital	Capital Accrual	Interest Accrual	Book Value	Market Value *	Unrealized Gain/(Loss)
Issuer / Broker													
UNITED STATES DOLLAR													
<u>112-County Infrastructure</u>													
FUNDS													
AIM - 112 COUNTY INFRASTRUCTURE													
		11/30/2010			5,047,324.11		0.0576	5,047,324.11	0.00	0.00	5,047,324.11	5,047,324.11	0.00
Subtotal for FUNDS:					5,047,324.11		0.0576	5,047,324.11	0.00	0.00	5,047,324.11	5,047,324.11	0.00
Total 112-County Infrastructure :					5,047,324.11		0.0576	5,047,324.11	0.00	0.00	5,047,324.11	5,047,324.11	0.00
Net Asset Value (NAV):												1.000000	
<u>15B-Housing 99A & 99B</u>													
GOVERNMENT AGENCY													
MBS PASSTHROUGH													
GINNIE MAE /													
383458	03/25/09	11/20/2010	09/20/2029	36210RYF1	126,048.46	6.2500	6.2500	126,048.46	0.00	240.72	126,048.46	126,048.46	0.00
Subtotal for MBS PASSTHROUGH:					126,048.46	6.2500	6.2500	126,048.46	0.00	240.72	126,048.46	126,048.46	0.00
Subtotal for GOVERNMENT AGENCY:					126,048.46	6.2500	6.2500	126,048.46	0.00	240.72	126,048.46	126,048.46	0.00
Total 15B-Housing 99A & 99B :					126,048.46	6.2500	6.2500	126,048.46	0.00	240.72	126,048.46	126,048.46	0.00
Net Asset Value (NAV):												1.000000	
<u>283-John Wayne Airport</u>													
FUNDS													
GOLDMAN SACHS 283													
		11/30/2010			2,370,720.22		0.1000	2,370,720.22	0.00	0.00	2,370,720.22	2,370,720.22	0.00
TEMPFUND283													
		12/02/2010			2,686,618.49		0.1800	2,686,618.49	0.00	0.00	2,686,618.49	2,686,618.49	0.00
Subtotal for FUNDS:					5,057,338.71		0.1425	5,057,338.71	0.00	0.00	5,057,338.71	5,057,338.71	0.00
CERTIFICATES OF DEPOSIT													
YANKEE CD FLOATER													
ROYAL BANK OF CANADA / RBC													
433665	01/19/10	01/19/2010	01/19/2011	780093YV1	2,000,000.00	0.2534	0.2534	2,000,000.00	0.00	168.96	2,000,000.00	1,999,338.00	(662.00)
TORONTO DOMINION BANK NY / TDSI													
485945	10/28/10	10/28/2010	10/28/2011	89112YME0	2,000,000.00	0.3250	0.3250	2,000,000.00	0.00	36.11	2,000,000.00	1,999,440.00	(560.00)
Subtotal for YANKEE CD FLOATER:					4,000,000.00	0.2892	0.2892	4,000,000.00	0.00	205.07	4,000,000.00	3,998,778.00	(1,222.00)
Subtotal for CERTIFICATES OF DEPOSIT:					4,000,000.00	0.2892	0.2892	4,000,000.00	0.00	205.07	4,000,000.00	3,998,778.00	(1,222.00)
COMMERCIAL PAPER HOLDINGS													
COMMERCIAL PAPER													
IBM CORP / BARCLAYS CAPITAL													
490513	11/23/10	11/23/2010	12/01/2010	45920GM11	2,000,000.00		0.2000	1,999,911.11	0.00	88.89	2,000,000.00	1,999,988.00	(12.00)

ORANGE COUNTY TREASURER-TAX COLLECTOR

Investment Inventory with Market Value by Entity & Instrument

As of 30-Nov-2010

Run Date: 06-Dec-2010 02:36 pm
 Print Date: 06-Dec-2010
 As at date: 06-Dec-2010

Page 2 of 7

User: mtaylor

Deal No.	Deal Date	Settle Date	Maturity Date	CUSIP	Face Value	Coupon	Purchase Yield	Capital	Capital Accrual	Interest Accrual	Book Value	Market Value *	Unrealized Gain/(Loss)
Issuer / Broker													
UNITED STATES DOLLAR													
<u>283-John Wayne Airport</u>													
COMMERCIAL PAPER HOLDINGS													
COMMERCIAL PAPER													
WAL-MART FUNDING CORP. / CITIGROUP GLOBAL MARKETS													
485090	10/25/10	10/25/2010	12/03/2010	93114FM35	1,000,000.00		0.1900	999,794.17	0.00	195.27	999,989.44	999,990.00	0.56
WAL-MART STORES INC / CRED SUIS SECURITIES													
490145	11/19/10	11/19/2010	12/08/2010	93114FM84	278,000.00		0.2000	277,970.66	0.00	18.53	277,989.19	277,990.27	1.08
RABOBANK USA FINANCIAL CORP / MORGAN STANLEY													
491346	11/29/10	11/29/2010	12/13/2010	74977LMD6	1,000,000.00		0.2000	999,922.22	0.00	11.11	999,933.33	999,937.00	3.67
CHEVRON FUNDING / CHEVRON													
491347	11/29/10	11/29/2010	12/14/2010	1667X1ME3	2,000,000.00		0.1800	1,999,850.00	0.00	20.00	1,999,870.00	1,999,906.00	36.00
NETJETS INC. / GOLDMAN SACHS GROUP INC													
484023	10/19/10	10/19/2010	12/20/2010	6411M3ML3	1,000,000.00		0.2000	999,655.56	0.00	238.89	999,894.45	999,900.00	5.55
NETJETS INC. / GOLDMAN SACHS GROUP INC													
483072	10/13/10	10/13/2010	12/23/2010	6411M3MP4	1,000,000.00		0.2000	999,605.56	0.00	272.22	999,877.78	999,884.00	6.22
BNP PARIBAS FINANCE / BNP PARIBAS													
491620	11/30/10	11/30/2010	12/30/2010	0556N1MW0	2,000,000.00		0.2300	1,999,616.67	0.00	12.78	1,999,629.45	1,999,678.00	48.55
RABOBANK USA FINANCIAL CORP / BARCLAYS CAPITAL													
466923	07/19/10	07/19/2010	01/19/2011	74977LNK9	1,000,000.00		0.5400	997,240.00	0.00	2,025.00	999,265.00	999,687.00	422.00
NESTLE CAPITAL CORP / CRED SUIS SECURITIES													
485335	10/26/10	10/26/2010	01/24/2011	64105HNQ1	2,000,000.00		0.1900	1,999,050.00	0.00	380.00	1,999,430.00	1,999,310.00	(120.00)
PRIVATE EXPORT FUND CORP / BANK OF AMERICA													
470396	08/05/10	08/05/2010	05/02/2011	7426M5S21	800,000.00		0.4500	797,300.00	0.00	1,180.00	798,480.00	798,615.20	135.20
Subtotal for COMMERCIAL PAPER:					14,078,000.00	0.0000	0.2376	14,069,915.95	0.00	4,442.69	14,074,358.64	14,074,885.47	526.83
Subtotal for COMMERCIAL PAPER HOLDINGS:					14,078,000.00	0.0000	0.2376	14,069,915.95	0.00	4,442.69	14,074,358.64	14,074,885.47	526.83
GOVERNMENT AGENCY													
DISCOUNT NOTES													
FNMA DISCOUNT / UBS FINANCIAL SERVICES													
488806	11/12/10	11/12/2010	12/01/2010	313589R54	1,500,000.00		0.1300	1,499,897.08	0.00	102.92	1,500,000.00	1,500,000.00	0.00
FHLB DISC CORP / GOLDMAN SACHS GROUP INC													
490159	11/19/10	11/19/2010	12/01/2010	313385R57	1,100,000.00		0.1500	1,099,945.00	0.00	55.00	1,100,000.00	1,099,997.80	(2.20)
FHLB DISC CORP / GOLDMAN SACHS GROUP INC													
490160	11/19/10	11/19/2010	12/03/2010	313385R73	1,000,000.00		0.1500	999,941.67	0.00	50.00	999,991.67	999,991.00	(0.67)
Subtotal for DISCOUNT NOTES:					3,600,000.00	0.0000	0.1417	3,599,783.75	0.00	207.92	3,599,991.67	3,599,988.80	(2.87)
GOVT AGENCY-FIX-30/360													
FED HM LN BK BD / BARCLAY CAPITAL													
474552	08/26/10	08/26/2010	12/09/2010	3133MYZ26	125,000.00	5.1250	0.2788	126,728.75	(1,594.48)	1,690.54	125,134.27	125,119.63	(14.65)
FED HM LN BK BD / GOLDMAN SACHS GROUP INC													
490431	11/22/10	11/22/2010	12/10/2010	3133XDTA9	900,000.00	4.7500	0.1661	902,061.00	(1,030.50)	1,068.75	901,030.50	911,817.00	10,786.50

ORANGE COUNTY TREASURER-TAX COLLECTOR

Investment Inventory with Market Value by Entity & Instrument

As of 30-Nov-2010

Run Date: 06-Dec-2010 02:36 pm
 Print Date: 06-Dec-2010
 As at date: 06-Dec-2010

Page 3 of 7

User: mtaylor

Deal No.	Deal Date	Settle Date	Maturity Date	CUSIP	Face Value	Coupon	Purchase Yield	Capital	Capital Accrual	Interest Accrual	Book Value	Market Value *	Unrealized Gain/(Loss)
Issuer / Broker													
UNITED STATES DOLLAR													
<u>283-John Wayne Airport</u>													
GOVERNMENT AGENCY													
GOVT AGENCY-FIX-30/360													
FANNIE MAE / CASTLE OAK SECURITIES													
489307	11/09/10	11/09/2010	12/15/2010	31364BRF9	200,000.00	6.0800	0.3505	201,143.80	(698.99)	743.11	200,444.81	200,422.40	(22.41)
FREDDIE MAC / RAYMOND JAMES & ASSOC, IN													
432907	01/13/10	01/13/2010	02/03/2011	3128X2QL2	100,000.00	4.3000	0.5077	103,987.00	(3,336.49)	1,409.44	100,650.51	100,689.90	39.39
FANNIE MAE / GOLDMAN SACHS GROUP INC													
478262	09/16/10	09/16/2010	03/15/2011	31359MHK2	134,000.00	5.5000	0.3504	137,423.70	(1,434.51)	1,535.42	135,989.19	141,205.98	5,216.79
FREDDIE MAC / GOLDMAN SACHS GROUP INC													
478526	09/17/10	09/17/2010	09/15/2011	3134A4HF4	1,000,000.00	5.5000	0.3549	1,051,030.00	(10,548.10)	11,305.55	1,040,481.90	1,073,226.00	32,744.10
Subtotal for GOVT AGENCY-FIX-30/360:					2,459,000.00	5.2048	0.2875	2,522,374.25	(18,643.07)	17,752.81	2,503,731.18	2,552,480.91	48,749.73
GOVT AGENCY-FIX-INT@MAT													
FED HM LN BK BD / WELLS FARGO BANK													
467347	07/19/10	07/19/2010	01/25/2011	313370BE7	1,000,000.00	0.2600	0.2716	999,940.00	42.58	953.33	999,982.58	1,000,093.00	110.42
Subtotal for GOVT AGENCY-FIX-INT@MAT:					1,000,000.00	0.2600	0.2716	999,940.00	42.58	953.33	999,982.58	1,000,093.00	110.42
GOVT AGENCY-FLOAT-30/360													
FED FARM CR BK / CASTLE OAK SECURITIES													
487405	11/04/10	11/04/2010	11/04/2011	31331JZ30	1,000,000.00	0.2500	0.2500	1,000,000.00	0.00	180.00	1,000,000.00	999,530.00	(470.00)
Subtotal for GOVT AGENCY-FLOAT-30/360:					1,000,000.00	0.2500	0.2500	1,000,000.00	0.00	180.00	1,000,000.00	999,530.00	(470.00)
GOVT AGENCY-FLOAT-ACT/360													
FED FARM CR BK / GOLDMAN SACHS GROUP INC													
478014	09/15/10	09/15/2010	01/14/2011	31331GA74	2,000,000.00	0.0891	0.1949	1,999,300.00	445.45	237.50	1,999,745.45	1,999,800.00	54.55
FED FARM CR BK / DEUTSCHE													
439255	02/17/10	02/17/2010	03/01/2011	31331JEQ2	3,000,000.00	0.2400	0.2400	3,000,000.00	0.00	0.00	3,000,000.00	3,000,000.00	0.00
FED FARM CR BK / CASTLE OAK SECURITIES													
490429	11/22/10	11/22/2010	07/20/2011	31331GC31	1,475,000.00	0.3434	0.2319	1,476,087.08	(40.77)	126.65	1,476,046.31	1,476,091.50	45.19
FED HM LN BK BD / CASTLE OAK SECURITIES													
475642	09/01/10	09/01/2010	09/15/2011	3133XXMM6	1,000,000.00	0.2030	0.2224	999,798.00	48.50	90.22	999,846.50	1,000,000.00	153.50
Subtotal for GOVT AGENCY-FLOAT-ACT/360:					7,475,000.00	0.2151	0.2240	7,475,185.08	453.18	454.37	7,475,638.26	7,475,891.50	253.24
GOVT AGENCY-FLOAT-ACT/ACT													
FED FARM CR BK / JEFFERIES & COMPANY													
473799	08/23/10	08/23/2010	09/16/2011	31331JHG1	3,000,000.00	0.2880	0.2885	3,000,000.00	0.00	1,803.96	3,000,000.00	2,999,040.00	(960.00)
Subtotal for GOVT AGENCY-FLOAT-ACT/ACT:					3,000,000.00	0.2880	0.2885	3,000,000.00	0.00	1,803.96	3,000,000.00	2,999,040.00	(960.00)
GOV'T AGY - CALLABLE													
FED HM LN BK BD / DEUTSCHE													

ORANGE COUNTY TREASURER-TAX COLLECTOR

Investment Inventory with Market Value by Entity & Instrument

As of 30-Nov-2010

Run Date: 06-Dec-2010 02:36 pm
 Print Date: 06-Dec-2010
 As at date: 06-Dec-2010

Page 4 of 7

User: mtaylor

Deal No.	Deal Date	Settle Date	Maturity Date	CUSIP	Face Value	Coupon	Purchase Yield	Capital	Capital Accrual	Interest Accrual	Book Value	Market Value *	Unrealized Gain/(Loss)
Issuer / Broker													
UNITED STATES DOLLAR													
<u>283-John Wayne Airport</u>													
GOVERNMENT AGENCY													
GOV'T AGY - CALLABLE													
485963	10/28/10	10/28/2010	11/15/2011	313371FL5	480,000.00	0.3400	0.4061	479,668.80	121.44	149.60	479,790.24	480,000.00	209.76
FED HM LN BK BD / DEUTSCHE													
485964	10/28/10	10/28/2010	11/15/2011	313371FL5	1,500,000.00	0.3400	0.3400	1,500,000.00	0.00	467.50	1,500,000.00	1,500,000.00	0.00
FED HM LN BK BD / MORGAN STANLEY													
487905	11/08/10	11/08/2010	11/28/2011	313371LC8	1,000,000.00	0.4000	0.4000	1,000,000.00	0.00	255.56	1,000,000.00	999,900.00	(100.00)
Subtotal for GOV'T AGY - CALLABLE:					2,980,000.00	0.3601	0.3708	2,979,668.80	121.44	872.66	2,979,790.24	2,979,900.00	109.76
Subtotal for GOVERNMENT AGENCY:					21,514,000.00	0.7834	0.2502	21,576,951.88	(18,025.87)	22,225.05	21,559,133.93	21,606,924.21	47,790.28
MEDIUM TERM NOTES													
MEDIUM TERM NOTE													
GENERAL ELEC CAP CORP / OPPENHEIMER & CO., INC													
455032	05/13/10	05/13/2010	02/22/2011	36962GWB6	2,000,000.00	6.1250	0.9183	2,080,200.00	(56,916.13)	33,687.50	2,023,283.87	2,030,000.00	6,716.13
Subtotal for MEDIUM TERM NOTE:					2,000,000.00	6.1250	0.9183	2,080,200.00	(56,916.13)	33,687.50	2,023,283.87	2,030,000.00	6,716.13
MEDIUM TERM NOTE-FDIC													
WELLS FARGO BANK / WELLS FARGO BANK													
440542	02/26/10	02/26/2010	02/01/2011	949748AF4	1,500,000.00	6.4500	0.7304	1,579,410.00	(65,187.31)	32,250.00	1,514,222.69	1,515,600.00	1,377.31
Subtotal for MEDIUM TERM NOTE-FDIC:					1,500,000.00	6.4500	0.7304	1,579,410.00	(65,187.31)	32,250.00	1,514,222.69	1,515,600.00	1,377.31
Subtotal for MEDIUM TERM NOTES:					3,500,000.00	6.2643	0.8378	3,659,610.00	(122,103.44)	65,937.50	3,537,506.56	3,545,600.00	8,093.44
MUNICIPAL DEBT													
MUNI BOND VAR-TRIBOROUGH													
TRIBOROUGH BRDG & TUNL AUTH / JP MORGAN CHASE & CO													
438983	02/19/10	11/24/2010	12/01/2010	89602NJY1	1,355,000.00	0.2900	0.2900	1,355,000.00	0.00	1,399.91	1,355,000.00	1,355,000.00	0.00
Subtotal for MUNI BOND VAR-TRIBOROUGH:					1,355,000.00	0.2900	0.2900	1,355,000.00	0.00	1,399.91	1,355,000.00	1,355,000.00	0.00
Subtotal for MUNICIPAL DEBT:					1,355,000.00	0.2900	0.2900	1,355,000.00	0.00	1,399.91	1,355,000.00	1,355,000.00	0.00
Total 283-John Wayne Airport :					49,504,338.71	0.8146	0.2814	49,718,816.54	(140,129.31)	94,210.22	49,583,337.84	49,638,526.39	55,188.55
Net Asset Value (NAV):												1.001113	
<u>480-Ladera CFD 99-1 Const</u>													
FUNDS													
AIM - 480-LADERA CFD 99-1 CONST													
			11/30/2010		165,584.66		0.0575	165,584.66	0.00	0.00	165,584.66	165,584.66	0.00
Subtotal for FUNDS:					165,584.66		0.0575	165,584.66	0.00	0.00	165,584.66	165,584.66	0.00
Total 480-Ladera CFD 99-1 Const :					165,584.66		0.0575	165,584.66	0.00	0.00	165,584.66	165,584.66	0.00

ORANGE COUNTY TREASURER-TAX COLLECTOR
Investment Inventory with Market Value by Entity & Instrument
As of 30-Nov-2010

Run Date: 06-Dec-2010 02:36 pm
 Print Date: 06-Dec-2010
 As at date: 06-Dec-2010

Page 5 of 7
 User: mtaylor

Deal No.	Deal Date	Settle Date	Maturity Date	CUSIP	Face Value	Coupon	Purchase Yield	Capital	Capital Accrual	Interest Accrual	Book Value	Market Value *	Unrealized Gain/(Loss)
----------	-----------	-------------	---------------	-------	------------	--------	----------------	---------	-----------------	------------------	------------	----------------	------------------------

Issuer / Broker

UNITED STATES DOLLAR

Net Asset Value (NAV):

1.000000

482-Spcl Mello Roos Res

FUNDS

AIM - 482-SPCL MELLO ROOS RES

11/30/2010	7,978,216.01		0.0576	7,978,216.01	0.00	0.00	7,978,216.01	7,978,216.01	0.00
------------	--------------	--	--------	--------------	------	------	--------------	--------------	------

Subtotal for FUNDS:	7,978,216.01		0.0576	7,978,216.01	0.00	0.00	7,978,216.01	7,978,216.01	0.00
----------------------------	---------------------	--	---------------	---------------------	-------------	-------------	---------------------	---------------------	-------------

Total 482-Spcl Mello Roos Res :	7,978,216.01		0.0576	7,978,216.01	0.00	0.00	7,978,216.01	7,978,216.01	0.00
--	---------------------	--	---------------	---------------------	-------------	-------------	---------------------	---------------------	-------------

Net Asset Value (NAV):

1.000000

483-Rancho Margarita CFD

FUNDS

AIM - 483 RANCHO MARGARITA CFD

11/30/2010	142,397.88		0.0577	142,397.88	0.00	0.00	142,397.88	142,397.88	0.00
------------	------------	--	--------	------------	------	------	------------	------------	------

Subtotal for FUNDS:	142,397.88		0.0577	142,397.88	0.00	0.00	142,397.88	142,397.88	0.00
----------------------------	-------------------	--	---------------	-------------------	-------------	-------------	-------------------	-------------------	-------------

Total 483-Rancho Margarita CFD :	142,397.88		0.0577	142,397.88	0.00	0.00	142,397.88	142,397.88	0.00
---	-------------------	--	---------------	-------------------	-------------	-------------	-------------------	-------------------	-------------

Net Asset Value (NAV):

1.000000

494-Aliso Viejo 88-1 DS

FUNDS

AIM - 494 ALISO VIEJO 88-1-DS

11/30/2010	63,222.97		0.0584	63,222.97	0.00	0.00	63,222.97	63,222.97	0.00
------------	-----------	--	--------	-----------	------	------	-----------	-----------	------

Subtotal for FUNDS:	63,222.97		0.0584	63,222.97	0.00	0.00	63,222.97	63,222.97	0.00
----------------------------	------------------	--	---------------	------------------	-------------	-------------	------------------	------------------	-------------

Total 494-Aliso Viejo 88-1 DS :	63,222.97		0.0584	63,222.97	0.00	0.00	63,222.97	63,222.97	0.00
--	------------------	--	---------------	------------------	-------------	-------------	------------------	------------------	-------------

Net Asset Value (NAV):

1.000000

497-Lomas Laguna 88-2 C

FUNDS

AIM - 497-LOMAS LAGUNA 88-2 C

11/30/2010	392,344.15		0.0576	392,344.15	0.00	0.00	392,344.15	392,344.15	0.00
------------	------------	--	--------	------------	------	------	------------	------------	------

Subtotal for FUNDS:	392,344.15		0.0576	392,344.15	0.00	0.00	392,344.15	392,344.15	0.00
----------------------------	-------------------	--	---------------	-------------------	-------------	-------------	-------------------	-------------------	-------------

Total 497-Lomas Laguna 88-2 C :	392,344.15		0.0576	392,344.15	0.00	0.00	392,344.15	392,344.15	0.00
--	-------------------	--	---------------	-------------------	-------------	-------------	-------------------	-------------------	-------------

Net Asset Value (NAV):

1.000000

505-Foothill Rnch 87-4 DS

REPURCHASE AGREEMENTS

BAYERISCHE LANDESBK-REPO

BAYERISCHE LANDESBK GIRO /

ORANGE COUNTY TREASURER-TAX COLLECTOR
Investment Inventory with Market Value by Entity & Instrument
As of 30-Nov-2010

Run Date: 06-Dec-2010 02:36 pm
 Print Date: 06-Dec-2010
 As at date: 06-Dec-2010

Page 6 of 7
 User: mtaylor

Deal No.	Deal Date	Settle Date	Maturity Date	CUSIP	Face Value	Coupon	Purchase Yield	Capital	Capital Accrual	Interest Accrual	Book Value	Market Value *	Unrealized Gain/(Loss)
Issuer / Broker													
UNITED STATES DOLLAR													
<u>505-Foothill Rnch 87-4 DS</u>													
REPURCHASE AGREEMENTS													
BAYERISCHE LANDESBK-REPO													
26091	07/24/97	07/24/1997	08/15/2019		1,081,500.00	6.2000	0.0000	1,081,500.00	0.00	20,115.90	1,081,500.00	1,081,500.00	0.00
Subtotal for BAYERISCHE LANDESBK-REPO:					1,081,500.00	6.2000	0.0000	1,081,500.00	0.00	20,115.90	1,081,500.00	1,081,500.00	0.00
Subtotal for REPURCHASE AGREEMENTS:					1,081,500.00	6.2000	0.0000	1,081,500.00	0.00	20,115.90	1,081,500.00	1,081,500.00	0.00
Total 505-Foothill Rnch 87-4 DS :					1,081,500.00	6.2000	0.0000	1,081,500.00	0.00	20,115.90	1,081,500.00	1,081,500.00	0.00
Net Asset Value (NAV):												1.000000	
<u>510-Baker Rnch 87-6 Const</u>													
FUNDS													
AIM - 510-BAKER RNCH 87-6 CONST													
	11/30/2010				525,571.99		0.0576	525,571.99	0.00	0.00	525,571.99	525,571.99	0.00
Subtotal for FUNDS:					525,571.99		0.0576	525,571.99	0.00	0.00	525,571.99	525,571.99	0.00
Total 510-Baker Rnch 87-6 Const :					525,571.99		0.0576	525,571.99	0.00	0.00	525,571.99	525,571.99	0.00
Net Asset Value (NAV):												1.000000	
<u>514-Sta Teresita 87-9 Con</u>													
FUNDS													
AIM - 514-STA TERESITA 87-9 CON													
	11/30/2010				63,023.55		0.0585	63,023.55	0.00	0.00	63,023.55	63,023.55	0.00
Subtotal for FUNDS:					63,023.55		0.0585	63,023.55	0.00	0.00	63,023.55	63,023.55	0.00
Total 514-Sta Teresita 87-9 Con :					63,023.55		0.0585	63,023.55	0.00	0.00	63,023.55	63,023.55	0.00
Net Asset Value (NAV):												1.000000	
<u>546-Ladera CFD 00-1 Const</u>													
FUNDS													
GS FIN SQ TX FREE-LAD00													
	11/30/2010				1,585,869.40		0.1334	1,585,869.40	0.00	0.00	1,585,869.40	1,585,869.40	0.00
Subtotal for FUNDS:					1,585,869.40		0.1334	1,585,869.40	0.00	0.00	1,585,869.40	1,585,869.40	0.00
Total 546-Ladera CFD 00-1 Const :					1,585,869.40		0.1334	1,585,869.40	0.00	0.00	1,585,869.40	1,585,869.40	0.00
Net Asset Value (NAV):												1.000000	
Total Investments:					66,675,441.89	0.7172	0.2364	66,889,919.72	(140,129.31)	114,566.84	66,754,441.02	66,809,629.57	55,188.55

* Market values provided by Bloomberg

ORANGE COUNTY TREASURER-TAX COLLECTOR

Investment Inventory with Market Value by Entity & Instrument

As of 30-Nov-2010

Run Date: 06-Dec-2010 02:36 pm

Print Date: 06-Dec-2010

As at date: 06-Dec-2010

Page 7 of 7

User: mtaylor

Deal No.	Deal Date	Settle Date	Maturity Date	CUSIP	Face Value	Coupon	Purchase Yield	Capital	Capital Accrual	Interest Accrual	Book Value	Market Value *	Unrealized Gain/(Loss)
----------	-----------	-------------	---------------	-------	------------	--------	----------------	---------	-----------------	------------------	------------	----------------	------------------------

Issuer / Broker

Report Parameters

Deals [Settlement Date] <= 30-Nov-2010

Deals [Entity Name] include list 100-County General, 112-County Infrastructure, 118-Sheriff RNSP, 145-Revenue Neutrality Fd, 15B-Housing 99A & 99B, 225-Children & Families, 283-John Wayne Airport, 479-Ladera CF...

* Market values provided by Bloomberg

COUNTY OF ORANGE
CEO / PUBLIC FINANCE DEPARTMENT
INVENTORY OF INVESTMENTS WITH TRUSTEES
SUMMARY BY INVESTMENT TYPE
November 30, 2010

DESCRIPTION	PURCHASE DATE	MATURITY DATE	CUSIP #	INTEREST RATE	BOOK VALUE	MARKET VALUE	ACCRUED INTEREST
MONEY MARKET FUNDS							
AIM STIT TREAS PORTFOLIO				VARIABLE	\$ 620,530	\$ 620,530	\$ 16
FEDERATED AUTOMATED GOV CSH				VARIABLE	4,605	4,605	-
FEDERATED US TREASURY CASH				VARIABLE	2,600,000	2,600,000	4
FEDERATED GOVT OBLIG TAX MANG				VARIABLE	110,980	110,980	1
FIRST AMERICAN GOV'T OBLIGATION				VARIABLE	33,728,039	33,728,039	-
FIRST AMERICAN PRIME OBLIGATION				VARIABLE	34,826,337	34,826,337	-
FIRST AMERICAN TREAS OBLIGATION				VARIABLE	1,126,306	1,126,306	-
GS FIN SQ MM FUND ADMIN				VARIABLE	3,689,892	3,689,892	21
US BANK MMKT 4 -CT				VARIABLE	1,582	1,582	0
WELLS FARGO ADVANTAGE TREASURY				VARIABLE	28,607,536	28,607,536	224
FE PRIME OBLIGATION FUND				VARIABLE	624	624	-
SUB-TOTAL MONEY MARKET FUNDS					105,316,431	105,316,431	265
INVESTMENT AGREEMENTS							
FGIC CAPITAL MARKET SERVICES	12/15/00	11/02/18		VARIABLE	1,937,563	1,937,563	2,255
NATIXIS FUNDING CORP.	10/25/05	06/01/15		VARIABLE	9,217,625	9,217,625	46
NATIXIS FUNDING CORP.	11/22/05	01/17/17		5.005%	18,561,507	18,561,507	390,022
SUB-TOTAL INVESTMENT AGREEMENTS					29,716,695	29,716,695	392,323
US TREASURIES							
U.S. TREASURY BOND	06/01/95	11/15/18	912810EB0	9.00%	2,558,237	3,358,049	8,434
U.S. TREASURY STRIPPED	11/15/96	11/15/18	912803AP8	0.00%	10,458	57,672	-
U.S. TREASURY STRIPPED	06/01/95	11/15/18	912833KT6	0.00%	43,923	241,480	-
SUB-TOTAL US TREASURIES					2,612,618	3,657,201	8,434
GOVERNMENT SECURITIES							
FED NATL MTG ASSN DISC NTS	06/22/00	09/01/16			57,437,176	104,124,107	2,898,354
FED NATL MTG ASSN DISC NTS	06/22/00	09/01/21			52,279,425	74,376,622	258,999
FED NATL MTG ASSN DISC NTS	06/01/10	12/01/10			7,173,392	7,333,000	159,608
SUB-TOTAL US GOVERNMENT SECURITIES					116,889,993	185,833,729	3,316,961
TOTAL OF INVESTMENTS WITH TRUSTEES					\$ 254,535,737	\$ 324,524,056	\$ 3,717,983

COUNTY OF ORANGE
CEO / PUBLIC FINANCE DEPARTMENT
INVENTORY OF INVESTMENTS WITH TRUSTEES
November 30, 2010

TRUSTEE	INVESTMENT TYPE	PURCHASE DATE	MATURITY DATE	DESCRIPTION	CUSIP #	INTEREST RATE	BOOK VALUE	MARKET VALUE	ACCRUED INTEREST
CERTIFICATES OF PARTICIPATION									
				FEDERATED US TREASURY CASH		VARIABLE	\$ 2,600,000.00	\$ 2,600,000.00	\$ 3.51
1991 CIVIC CENTER PKG REF				US TR STRPD BOND	912803AP8	0.00%	10,458.00	57,671.60	-
1991 CIVIC CENTER PKG REF	U.S. BANK	11/15/96	11/15/18	U.S. TREASURY STRIPPED					
1991 CIVIC CENTER PKG REF	U.S. BANK	06/01/95	11/15/18	U.S. TREASURY STRIPPED	912833KT6	0.00%	43,923.12	241,479.84	-
1991 CIVIC CENTER PKG REF	U.S. BANK	06/01/95	11/15/18	US TREASURY BOND	912810EB0	9.00%	2,558,237.10	3,358,049.37	8,433.75
REDEVELOPMENT AGENCIES									
2001 NDAPP SER A	U.S. BANK			FIRST AMER TREAS OBLIGN		VARIABLE	16.92	16.92	-
2003 SANTA ANA HEIGHTS	U.S. BANK			FIRST AMER PRIME OBLIGN		VARIABLE	2,995,730.63	2,995,730.63	-
COMMUNITY FACILITIES DISTRICTS									
1994 SOCPFA SERIES A	U.S. BANK			FIRST AMER PRIME OBLIGN		VARIABLE	11,365,928.25	11,365,928.25	-
1994C/2004A SOCPFA	U.S. BANK			FIRST AMER PRIME OBLIGN		VARIABLE	16,521,809.51	16,521,809.51	-
1998 SOCPFA SERIES A	U.S. BANK			FIRST AMER GOVT OBLIGN		VARIABLE	2,539,225.00	2,539,225.00	-
1999 SOCPFA SERIES A	U.S. BANK			FIRST AMER GOVT OBLIGN		VARIABLE	3,610,181.25	3,610,181.25	-
1999 SOCPFA SERIES B	U.S. BANK			FIRST AMER GOVT OBLIGN		VARIABLE	241,796.52	241,796.52	-
2003 SOCPFA SERIES A	U.S. BANK			FIRST AMER PRIME OBLIGN		VARIABLE	3,489,234.84	3,489,234.84	-
2005 SOCPFA SERIES A	U.S. BANK			FIRST AMER GOVT OBLIGN		VARIABLE	0.02	0.02	-
ASSESSMENT DISTRICTS									
IRVINE COAST	U.S. BANK			FIRST AMER. GOV'T OBLIG.		VARIABLE	2,087,647.23	2,087,647.23	-
IRVINE COAST	U.S. BANK			FEDERATED GOVT OBLIG TAX MANG		VARIABLE	110,980.49	110,980.49	1.28
IRVINE COAST	U.S. BANK			AIM STIT TREASURY PORTFOLIO		VARIABLE	620,529.79	620,529.79	15.63
IRVINE COAST	U.S. BANK	12/15/00	11/02/18	GIC GEFCM INV AGREEMENT		VARIABLE	1,937,562.99	1,937,562.99	2,255.00
NEWPORT COAST - 2003B	U.S. BANK			FIRST AMER. GOV'T OBLIG.		VARIABLE	476,904.17	476,904.17	-
NEWPORT COAST - Group 1	U.S. BANK			FIRST AMER. GOV'T OBLIG.		VARIABLE	1,335,681.76	1,335,681.76	-
NEWPORT COAST - Group 2	U.S. BANK			FIRST AMER. GOV'T OBLIG.		VARIABLE	1,321,466.89	1,321,466.89	-
NEWPORT COAST - Group 3	U.S. BANK			FIRST AMER. GOV'T OBLIG.		VARIABLE	1,013,761.86	1,013,761.86	-
NEWPORT COAST - 2006A	U.S. BANK			FIRST AMER. GOV'T OBLIG.		VARIABLE	7,188,788.57	7,188,788.57	-
SOUTH ORANGE COUNTY PFA REASSESSMENT BONDS RAD 99-1R	U.S. BANK			FIRST AMER. PRIME OBLIG.		VARIABLE	329,844.63	329,844.63	-
SOUTH ORANGE COUNTY PFA REASSESSMENT BONDS RAD 99-1R	U.S. BANK			FIRST AMER. GOV'T OBLIG.		VARIABLE	89,914.82	89,914.82	-
SOUTH ORANGE COUNTY PFA REASSESSMENT BONDS RAD 01-1R	U.S. BANK			FIRST AMER. PRIME OBLIG.		VARIABLE	123,789.32	123,789.32	-
SOUTH ORANGE COUNTY PFA REASSESSMENT BONDS RAD 01-1R	U.S. BANK			FIRST AMER. GOV'T OBLIG.		VARIABLE	46,768.65	46,768.65	-

COUNTY OF ORANGE
CEO / PUBLIC FINANCE DEPARTMENT
INVENTORY OF INVESTMENTS WITH TRUSTEES
November 30, 2010

	TRUSTEE	INVESTMENT TYPE	PURCHASE DATE	MATURITY DATE	DESCRIPTION	CUSIP #	INTEREST RATE	BOOK VALUE	MARKET VALUE	ACCRUED INTEREST
REVENUE BONDS										
2002 JJC REFUNDING	U.S. BANK	MONEY MARKET			FIRST AMER TREAS OBLIGN		VARIABLE	1,126,288.93	1,126,288.93	-
2002 JJC REFUNDING	U.S. BANK	GOVT SECURITY	06/01/10	12/01/10	FED NATL MTG ASSN DISC NTS		0.00%	7,173,392.03	7,333,000.00	159,607.97
1997 SOLID WASTE MGMT REF	U.S. BANK	MONEY MARKET			FIRST AMER. GOV'T OBLIG.		VARIABLE	13,671,611.23	13,671,611.23	-
ORANGE COUNTY PFA LEASE REV REFUNDING BONDS SER 2005	BNY TRUST CO	MONEY MARKET			WELLS FARGO ADV TREASURY		VARIABLE	28,603,032.09	28,603,032.09	223.67
ORANGE COUNTY PFA LEASE REV REFUNDING BONDS SER 2005	BNY TRUST CO	INVEST AGRMNT	11/22/05	01/17/17	NATIXIS FUNDING CORP.		5.005%	18,561,506.81	18,561,506.81	390,021.53
LEASE REVENUE BONDS SERIES 2006	DEUSTSCHE BANK	MUTUAL FUND			GS FIN SQ MM FUND ADMIN		VARIABLE	3,689,892.17	3,689,892.17	20.72
PENSION OBLIGATION BONDS										
TAXABLE REFUNDING PENSION OBL BONDS SER 1996 A	BNY TRUST CO	MONEY MARKET			FEDRTED AUTO GOVT CSH		VARIABLE	2,257.59	2,257.59	-
TAXABLE REFUNDING PENSION OBL BONDS SER 1996 A	BNY TRUST CO	GOVT SECURITY	06/22/00	09/01/16	FED NATL MTG ASSN DISC NTS		0.00%	57,437,176.01	104,124,107.07	2,898,354.12
TAXABLE REFUNDING PENSION OBL BONDS SER 1997 A	BNY TRUST CO	MONEY MARKET			FEDRTED AUTO GOVT CSH		VARIABLE	2,347.56	2,347.56	-
TAXABLE REFUNDING PENSION OBL BONDS SER 1997 A	BNY TRUST CO	GOVT SECURITY	06/22/00	09/01/21	FED NATL MTG ASSN DISC NTS		0.00%	52,279,425.14	74,376,621.85	258,998.79
RECOVERY BONDS										
1995 REC BDS SER A/2005 RFDG RECOVERY BDS SER A	BNY TRUST CO	MONEY MARKET			WELLS FARGO ADV TREASURY		VARIABLE	4,503.80	4,503.80	0.42
1995 REC BDS SER A/2005 RFDG RECOVERY BDS SER A	BNY TRUST CO	INVEST AGRMNT	10/25/05	06/01/15	NATIXIS FUNDING CORP.		VARIABLE	9,217,624.98	9,217,624.98	46.48
COMMERICAL PAPER										
TEETER PLAN COMMERCIAL PAPER	U.S. BANK	MONEY MARKET			FIRST AMER. GOV'T OBLIG.		VARIABLE	104,290.99	104,290.99	-
TEETER PLAN COMMERCIAL PAPER	U.S. BANK	MONEY MARKET			US BANK MMKT 4 - CT		VARIABLE	1,581.58	1,581.58	0.26
TAX AND REVENUE ANTICIPATION NOTES (TRANS)										
10-11 COUNTY OF ORANGE TRANS	DEUSTSCHE BANK	MONEY MARKET			FE PRIME OBLIGATION FUND		VARIABLE	623.93	623.93	-
TOTAL OF INVESTMENTS WITH TRUSTEES								\$ 254,535,737.17	\$ 324,524,055.50	\$ 3,717,983.13

JOHN WAYNE AIRPORT
INVESTMENT WITH TRUSTEE
FOR THE MONTH ENDED NOVEMBER 2010

Prepared by: Adam Steckler
Date: 12/9/2010

Trust Officer: Linda Verstuyft
Phone No. (213) 533-8747

Type of Investment / Interest Rate	Maturity	Reserve Fund		Principal Acct.		Interest Acct.		Cost of Issuance Acct.	
		Market	Cost	Market	Cost	Market	Cost	Market	Cost
<u>2003 AIRPORT REVENUE REFUNDING BONDS</u>									
Cash	N/A	0.00	0.00	0.00	0.00	0.00	0.00		
1st American Treas. Oblig (Note 1)	N/A	0.00	0.00	0.00	0.00	0.00	0.00		
Investment Agreement - Rate: 4.47% Dated: 10/8/2003 Par Value: \$4,629,952.80 Accrued Int: \$86,807.76	7/1/2013	4,629,952.80	4,629,952.80						
Investment Agreement - Rate: 4.27% Dated: 10/8/2003 Par Value: \$2,327,712.50 Accrued Int: \$35,794.79	7/1/2013			1,582,500.00	1,582,500.00	745,212.50	745,212.50		
		\$4,629,952.80	\$4,629,952.80	\$1,582,500.00	\$1,582,500.00	\$745,212.50	\$745,212.50		
<u>2009A AIRPORT REVENUE BONDS</u>									
US Bk Mmkt 4 - Ct (Note 2) 991071010		0.00	0.00	142,100.50	142,100.50	1,375,861.59	1,375,861.59	0.00	0.00
First American Gov't Obligation Fund - Y (Note 3) 31846V203		72,310.45	72,310.45						
U.S. Treasury Bills - Yield: 0.183% Dated: 10/20/2010 Par Value: \$4,350,000.00 Discount: \$7,895.25	10/20/2011	4,340,430.00	4,342,104.75						
CUSIP: 9127952K6									
		\$4,412,740.45	\$4,414,415.20	\$142,100.50	\$142,100.50	\$1,375,861.59	\$1,375,861.59	\$0.00	\$0.00
<u>2009B AIRPORT REVENUE BONDS</u>									
US Bk Mmkt 4 - Ct (Note 2) 991071010		0.00	0.00	1,816,004.28	1,816,004.28	3,361,392.59	3,361,392.59	0.00	0.00
First American Gov't Obligation Fund - Y (Note 3) 31846V203		105,885.25	105,885.25						
U.S. Treasury Bills - Yield: 0.132% Dated: 10/20/2010 Par Value: \$9,460,000.00 Discount: \$5,944.03	4/14/2011	9,453,851.00	9,454,055.97						
CUSIP: 9127952L4									
		\$9,559,736.25	\$9,559,941.22	\$1,816,004.28	\$1,816,004.28	\$3,361,392.59	\$3,361,392.59	\$0.00	\$0.00
<u>WELLS FARGO BANK</u>									
Cash - Market Rate and Checking Account (Interest rate is variable)	N/A	\$1,769,644.67	\$1,769,644.67						

(Note 1): 1st American Treas. Oblig - Interest rate is variable. Investment purchases are made throughout the month to keep cash balances at minimum. Interest is payable monthly.
(Note 2): US Bank money market deposit account - Interest rate is variable.
(Note 3): 1st American Government Obligation Fund - Y - Interest rate is variable.

County of Orange Treasurer-Tax Collector's Office Detail Transaction Report

Transaction Date From 01-Nov-2010 To 30-Nov-2010
As at : 06-Dec-2010

Deal	Issuer	Broker	Inst Type	Maturity Date	Trans Date	Trans Type	Coupon/Yield(%)	Par Value	Cost	Purchased Interest	(Interest) Amort / (Accret) (Gain) / Loss	Settlement
Fund: Money Market Fund												
417967	JP MORGAN CHASE & CO	/OPPENHEIMER & CO., INC	MTNFDIC				4.5000 / 0.7900					
				11/15/2010	11/15/2010	INT		0.00	0.00	0.00	(135,000.00)	135,000.00
				11/15/2010	11/15/2010	MAT		(6,000,000.00)	(6,352,668.00)	0.00	352,668.00	6,000,000.00
424920	FED HM LN BK BD	/CRED SUIS SECURITIES	AGN FLOAT1				0.1641 / 0.1641					
				11/26/2010	11/26/2010	INT		0.00	0.00	0.00	(8,008.33)	8,008.33
				11/26/2010	11/26/2010	MAT		(50,000,000.00)	(50,000,683.58)	0.00	683.58	50,000,000.00
427430	BAY AREA TOLL AUTHORITY	/MORGAN STANLEY	MBVARSFBT				0.2200 / -0.2067					
				11/1/2010	11/1/2010	INT		0.00	0.00	0.00	(3,928.76)	3,928.76
				11/1/2010	11/1/2010	MAT		(20,000,000.00)	(20,001,205.48)	0.00	1,205.48	20,000,000.00
428238	BAY AREA TOLL AUTHORITY	/STONE & YOUNGBERG	MBVARSFBT				0.2000 / -2.1598					
				11/1/2010	11/1/2010	INT		0.00	0.00	0.00	(2,679.46)	2,679.46
				11/1/2010	11/1/2010	MAT		(15,000,000.00)	(15,001,232.88)	0.00	1,232.88	15,000,000.00
428930	TOYOTA MOTOR CREDIT	/TOYOTA FINANCIAL SERVICES	MTNF				0.2331 / 0.2331					
				12/22/2010	11/22/2010	INT		0.00	0.00	0.00	(6,619.79)	6,619.79
431881	ROYAL BANK OF CANADA	/RBC	YCDF				0.2347 / 0.2347					
				12/9/2010	11/9/2010	INT		0.00	0.00	0.00	(996.53)	996.53
433663	ROYAL BANK OF CANADA	/RBC	YCDF				0.2331 / 0.2331					
				1/19/2011	11/19/2010	INT		0.00	0.00	0.00	(5,516.49)	5,516.49
438127	BERKSHIRE HATHAWAY INC	/JP MORGAN CHASE & CO	MTNF				0.2300 / 0.2300					
				2/10/2011	11/10/2010	INT		0.00	0.00	0.00	(39,994.44)	39,994.44
				2/10/2011	11/10/2010	SALE		(40,000,000.00)	(40,000,000.00)	0.00	(3,760.00)	40,003,760.00
438984	TOYOTA MOTOR CREDIT	/TOYOTA MOTOR CREDIT	MTNF				0.3298 / 0.3298					
				2/22/2011	11/22/2010	INT		0.00	0.00	0.00	(5,516.49)	5,516.49
438986	BAY AREA TOLL AUTHORITY	/JP MORGAN CHASE & CO	MBVARSFBT				0.2000 / -0.4466					
				11/1/2010	11/1/2010	INT		0.00	0.00	0.00	(1,172.06)	1,172.06
				11/1/2010	11/1/2010	MAT		(6,000,000.00)	(6,000,591.78)	0.00	591.78	6,000,000.00
442668	ROYAL BANK OF CANADA	/RBC	YCDF				0.2300 / 0.2300					
				3/10/2011	11/10/2010	INT		0.00	0.00	0.00	(5,160.59)	5,160.59

County of Orange Treasurer-Tax Collector's Office Detail Transaction Report

Transaction Date From 01-Nov-2010 To 30-Nov-2010
As at : 06-Dec-2010

Deal	Issuer	Broker	Inst Type	Maturity Date	Trans Date	Trans Type	Coupon/Yield(%)	Par Value	Cost	Purchased Interest	(Interest) Amort / (Accret) (Gain) / Loss	Settlement
Fund: Money Market Fund												
468365	FANNIE MAE	/JP MORGAN CHASE & CO	AGN FLOAT1				0.3028 / 0.2457					
				5/13/2011	11/13/2010	INT		0.00	0.00	0.00	(10,134.57)	10,134.57
470912	FED HM LN BK BD	/BANK OF AMERICA	AGNF1				2.6250 / 0.3334					
				5/20/2011	11/20/2010	INT		0.00	0.00	0.00	(131,250.00)	131,250.00
471099	RABOBANK NEDERLAND NV NY	/RBC	YCDF				0.3447 / 0.3447					
				2/9/2011	11/9/2010	INT		0.00	0.00	0.00	(3,572.92)	3,572.92
471765	FED FARM CR BK	/JEFFERIES & COMPANY	AGN FLOAT1				0.2400 / 0.2450					
				11/15/2010	11/15/2010	INT		0.00	0.00	0.00	(15,333.33)	15,333.33
				11/15/2010	11/15/2010	MAT		(25,000,000.00)	(25,014,505.83)	0.00	14,505.83	25,000,000.00
472704	BANK OF AMERICA CORP	/JEFFERIES & COMPANY	MTNF				0.4763 / 0.6795					
				8/15/2011	11/15/2010	INT		0.00	0.00	0.00	(132.29)	132.29
				8/15/2011	11/15/2010	INT		0.00	0.00	0.00	(12,038.54)	12,038.54
474605	FREDDIE DISCOUNT	/CITIGROUP GLOBAL MARKETS	AGDN				0.1850 / 0.1851					
				11/22/2010	11/22/2010	MAT		(7,000,000.00)	(6,996,870.42)	0.00	(3,129.58)	7,000,000.00
475639	JP MORGAN CHASE & CO	/CRED SUIS SECURITIES	MTNF				0.4863 / 0.3890					
				5/16/2011	11/16/2010	INT		0.00	0.00	0.00	(12,426.39)	12,426.39
478284	WELLS FARGO BANK	/RBC	MTNF				0.6559 / 0.6561					
				10/15/2011	11/12/2010	INT		0.00	0.00	0.00	(518.39)	518.39
479885	WAL-MART STORES INC	/CITIGROUP GLOBAL MARKETS	CP				0.2000 / 0.2000					
				11/1/2010	11/1/2010	MAT		(12,000,000.00)	(11,997,466.67)	0.00	(2,533.33)	12,000,000.00
480916	BNP PARIBAS FINANCE	/BNP PARIBAS	CP				0.2500 / 0.2501					
				11/9/2010	11/9/2010	MAT		(50,000,000.00)	(49,986,111.11)	0.00	24,986,111.11	25,000,000.00
480941	FREDDIE MAC	/CASTLE OAK SECURITIES	AGN FLOAT1				0.3547 / 0.3548					
				5/4/2011	11/4/2010	INT		0.00	0.00	0.00	(18,128.60)	18,128.60
482354	WAL-MART FUNDING CORP.	/CRED SUIS SECURITIES	ABCP				0.2500 / 0.2501					
				11/10/2010	11/10/2010	MAT		(35,000,000.00)	(34,991,979.17)	0.00	(8,020.83)	35,000,000.00

County of Orange Treasurer-Tax Collector's Office Detail Transaction Report

Transaction Date From 01-Nov-2010 To 30-Nov-2010
As at : 06-Dec-2010

Deal	Issuer	Broker	Inst Type	Maturity Date	Trans Date	Trans Type	Coupon/Yield(%)	Par Value	Cost	Purchased Interest	(Interest) Amort / (Accret) (Gain) / Loss	Settlement
Fund: Money Market Fund												
482778	FED HM LN BK BD	/CRED SUIS SECURITIES	AGDN				0.1550 / 0.1550					
				11/5/2010	11/5/2010	MAT		(15,000,000.00)	(14,998,450.00)	0.00	(1,550.00)	15,000,000.00
482780	FED HM LN BK BD	/CRED SUIS SECURITIES	AGDN				0.1550 / 0.1550					
				11/3/2010	11/3/2010	MAT		(15,000,000.00)	(14,998,579.17)	0.00	(1,420.83)	15,000,000.00
482821	WAL-MART STORES INC	/CRED SUIS SECURITIES	CP				0.2000 / 0.2000					
				11/8/2010	11/8/2010	MAT		(5,000,000.00)	(4,999,277.78)	0.00	(722.22)	5,000,000.00
482904	COCA-COLA CO	/GOLDMAN SACHS GROUP INC	CP				0.1800 / 0.1800					
				11/12/2010	11/12/2010	MAT		(31,783,000.00)	(31,778,232.55)	0.00	(4,767.45)	31,783,000.00
483295	FANNIE MAE	/CRED SUIS SECURITIES	AGNF1				1.1600 / 0.2842					
				9/8/2011	11/23/2010	SALE		(10,000,000.00)	(10,090,260.00)	0.00	(4,746.67)	10,095,006.67
484035	MINNESOTA MINING & MANUF	/OPPENHEIMER & CO., INC	MTN				4.5000 / 0.3356					
				11/1/2011	11/1/2010	INT		0.00	0.00	0.00	(247,500.00)	247,500.00
484572	FED HM LN BK BD	/CITIGROUP GLOBAL MARKETS	AGNF1				0.3000 / 0.3000					
				10/21/2011	11/23/2010	SALE		(15,000,000.00)	(15,000,000.00)	0.00	(5,500.00)	15,005,500.00
484573	FED HM LN BK BD	/CRED SUIS SECURITIES	AGDN				0.1550 / 0.1550					
				11/12/2010	11/12/2010	MAT		(30,000,000.00)	(29,997,158.33)	0.00	(2,841.67)	30,000,000.00
484625	CHEVRON FUNDING	/CHEVRON	CP				0.1900 / 0.1900					
				11/9/2010	11/9/2010	MAT		(30,000,000.00)	(29,997,150.00)	0.00	(2,850.00)	30,000,000.00
485334	CHEVRON FUNDING	/CHEVRON	CP				0.1800 / 0.1800					
				11/12/2010	11/12/2010	MAT		(10,000,000.00)	(9,999,150.00)	0.00	(850.00)	10,000,000.00
485341	FHLB DISC CORP	/CRED SUIS SECURITIES	AGDN				0.1450 / 0.1450					
				11/22/2010	11/22/2010	MAT		(50,000,000.00)	(49,994,562.50)	0.00	(5,437.50)	50,000,000.00
485343	IBM CORP	/CRED SUIS SECURITIES	CP				0.1800 / 0.1800					
				11/9/2010	11/9/2010	MAT		(40,000,000.00)	(39,997,200.00)	0.00	(2,800.00)	40,000,000.00
485347	IBM CORP	/CRED SUIS SECURITIES	CP				0.1800 / 0.1800					
				11/19/2010	11/19/2010	MAT		(20,000,000.00)	(19,997,600.00)	0.00	(2,400.00)	20,000,000.00

County of Orange Treasurer-Tax Collector's Office Detail Transaction Report

Transaction Date From 01-Nov-2010 To 30-Nov-2010
As at : 06-Dec-2010

Deal	Issuer	Broker	Inst Type	Maturity Date	Trans Date	Trans Type	Coupon/Yield(%)	Par Value	Cost	Purchased Interest	(Interest) Amort / (Accret) (Gain) / Loss	Settlement
Fund: Money Market Fund												
485598	FHLB DISC CORP	/BARCLAYS CAPITAL	AGDN				0.1550 / 0.1550					
				11/24/2010	11/24/2010	MAT		(50,000,000.00)	(49,993,972.22)	0.00	(6,027.78)	50,000,000.00
485947	TORONTO DOMINION BANK NY	/TDSI	YCDF				0.3253 / 0.3253					
				10/28/2011	11/29/2010	INT		0.00	0.00	0.00	(2,891.64)	2,891.64
486305	RABOBANK USA FINANCIAL CORP	/BARCLAYS CAPITAL	CP				0.1900 / 0.1900					
				11/1/2010	11/1/2010	MAT		(30,000,000.00)	(29,999,525.00)	0.00	(475.00)	30,000,000.00
486306	FREDDIE DISCOUNT	/BARCLAYS CAPITAL	AGDN				0.1700 / 0.1700					
				11/19/2010	11/19/2010	MAT		(25,984,000.00)	(25,981,423.25)	0.00	(2,576.75)	25,984,000.00
486308	FREDDIE DISCOUNT	/CITIGROUP GLOBAL MARKETS	AGDN				0.1500 / 0.1500					
				11/17/2010	11/17/2010	MAT		(25,000,000.00)	(24,998,020.83)	0.00	(1,979.17)	25,000,000.00
486360	WELLS FARGO REPO	/	WFREPOS				0.1500 / 0.1500					
				11/1/2010	11/1/2010	INT		0.00	0.00	0.00	(9.93)	9.93
				11/1/2010	11/1/2010	MAT		(794,497.46)	(794,497.46)	0.00	0.00	794,497.46
486362	GENERAL ELEC CAP CORP	/OPPENHEIMER & CO., INC	MTN				5.0000 / 0.6093					
				11/15/2011	11/15/2010	INT		0.00	0.00	0.00	(75,000.00)	75,000.00
486536	AUTOMATIC DATA PROCESSING, INC	/BANK OF AMERICA	CP				0.2200 / 0.2200					
				11/2/2010	11/1/2010	PURC		40,000,000.00	39,999,755.56	0.00	0.00	(39,999,755.56)
				11/2/2010	11/2/2010	MAT		(40,000,000.00)	(39,999,755.56)	0.00	(244.44)	40,000,000.00
486538	NETJETS INC.	/GOLDMAN SACHS GROUP INC	CP				0.2100 / 0.2101					
				12/20/2010	11/1/2010	PURC		4,750,000.00	4,748,642.29	0.00	0.00	(4,748,642.29)
486539	FED HM LN BK BD	/JP MORGAN CHASE & CO	CALLGOVAGY				0.4000 / 0.4109					
				11/18/2011	11/1/2010	PURC		10,000,000.00	10,000,000.00	0.00	0.00	(10,000,000.00)
486600	WELLS FARGO REPO	/	WFREPOS				0.1500 / 0.1500					
				11/2/2010	11/1/2010	PURC		6,331,479.80	6,331,479.80	0.00	0.00	(6,331,479.80)
				11/2/2010	11/2/2010	INT		0.00	0.00	0.00	(26.38)	26.38
				11/2/2010	11/2/2010	MAT		(6,331,479.80)	(6,331,479.80)	0.00	0.00	6,331,479.80

County of Orange Treasurer-Tax Collector's Office Detail Transaction Report

Transaction Date From 01-Nov-2010 To 30-Nov-2010
As at : 06-Dec-2010

Deal	Issuer	Broker	Inst Type	Maturity Date	Trans Date	Trans Type	Coupon/Yield(%)	Par Value	Cost	Purchased Interest	(Interest) Amort / (Accret) (Gain) / Loss	Settlement
Fund: Money Market Fund												
486858	DUPONT EI DE NEMOURS CO	/GOLDMAN SACHS GROUP INC	CP				0.1900 / 0.1900					
				11/9/2010	11/2/2010	PURC		12,000,000.00	11,999,556.67	0.00	0.00	(11,999,556.67)
				11/9/2010	11/9/2010	MAT		(12,000,000.00)	(11,999,556.67)	0.00	(443.33)	12,000,000.00
486859	RABOBANK USA FINANCIAL CORP	/MORGAN STANLEY	CP				0.1900 / 0.1900					
				11/12/2010	11/2/2010	PURC		25,000,000.00	24,998,680.55	0.00	0.00	(24,998,680.56)
				11/12/2010	11/12/2010	MAT		(25,000,000.00)	(24,998,680.56)	0.00	(1,319.44)	25,000,000.00
486862	FHLB DISC CORP	/CRED SUIS SECURITIES	AGDN				0.1600 / 0.1600					
				12/22/2010	11/2/2010	PURC		25,000,000.00	24,994,444.45	0.00	0.00	(24,994,444.44)
486863	FHLB DISC CORP	/CRED SUIS SECURITIES	AGDN				0.1600 / 0.1600					
				12/22/2010	11/2/2010	PURC		25,000,000.00	24,994,444.45	0.00	0.00	(24,994,444.44)
486867	AUTOMATIC DATA PROCESSING, INC	/BARCLAYS CAPITAL	CP				0.2300 / 0.2300					
				11/3/2010	11/2/2010	PURC		50,000,000.00	49,999,680.55	0.00	0.00	(49,999,680.56)
				11/3/2010	11/3/2010	MAT		(50,000,000.00)	(49,999,680.56)	0.00	(319.44)	50,000,000.00
486924	WELLS FARGO REPO	/	WFREPOS				0.1500 / 0.1500					
				11/3/2010	11/2/2010	PURC		4,855,176.94	4,855,176.94	0.00	0.00	(4,855,176.94)
				11/3/2010	11/3/2010	INT		0.00	0.00	0.00	(20.23)	20.23
				11/3/2010	11/3/2010	MAT		(4,855,176.94)	(4,855,176.94)	0.00	0.00	4,855,176.94
486931	NESTLE CAPITAL CORP	/BANK OF AMERICA	CP				0.1700 / 0.1700					
				12/20/2010	11/3/2010	PURC		50,000,000.00	49,988,902.80	0.00	0.00	(49,988,902.78)
486932	NESTLE CAPITAL CORP	/CRED SUIS SECURITIES	CP				0.1700 / 0.1700					
				12/20/2010	11/3/2010	PURC		15,000,000.00	14,996,670.83	0.00	0.00	(14,996,670.83)
486936	GENERAL ELECTRIC CO	/CASTLE OAK SECURITIES	CP				0.2100 / 0.2101					
				12/20/2010	11/3/2010	PURC		15,000,000.00	14,995,887.50	0.00	0.00	(14,995,887.50)
487135	NETJETS INC.	/GOLDMAN SACHS GROUP INC	CP				0.2100 / 0.2101					
				12/20/2010	11/3/2010	PURC		17,545,000.00	17,540,189.76	0.00	0.00	(17,540,189.75)
487169	WELLS FARGO REPO	/	WFREPOS				0.1500 / 0.1500					
				11/4/2010	11/3/2010	PURC		1,732,266.56	1,732,266.56	0.00	0.00	(1,732,266.56)
				11/4/2010	11/4/2010	INT		0.00	0.00	0.00	(7.22)	7.22

County of Orange Treasurer-Tax Collector's Office Detail Transaction Report

Transaction Date From 01-Nov-2010 To 30-Nov-2010
As at : 06-Dec-2010

Deal	Issuer	Broker	Inst Type	Maturity Date	Trans Date	Trans Type	Coupon/Yield(%)	Par Value	Cost	Purchased Interest	(Interest) Amort / (Accret) (Gain) / Loss	Settlement
Fund: Money Market Fund												
				11/4/2010	11/4/2010	MAT		(1,732,266.56)	(1,732,266.56)	0.00	0.00	1,732,266.56
487174	PRIVATE EXPORT FUND CORP	/JP MORGAN CHASE & CO	CP				0.1900 / 0.1901					
				1/3/2011	11/4/2010	PURC		25,000,000.00	24,992,083.33	0.00	0.00	(24,992,083.33)
487693	ROYAL BANK OF CANADA	/JP MORGAN CHASE & CO	YCDF				0.2538 / 0.2409					
				12/3/2010	11/5/2010	PURC		20,000,000.00	20,000,481.94	0.00	0.00	(20,000,481.94)
487740	WELLS FARGO REPO	/	WFREPOS				0.1500 / 0.1500					
				11/8/2010	11/5/2010	PURC		598,125.41	598,125.41	0.00	0.00	(598,125.41)
				11/8/2010	11/8/2010	INT		0.00	0.00	0.00	(7.48)	7.48
				11/8/2010	11/8/2010	MAT		(598,125.41)	(598,125.41)	0.00	0.00	598,125.41
487906	FED HM LN BK BD	/DEUTSCHE	CALLGOVAGY				0.3400 / 0.3695					
				11/15/2011	11/8/2010	PURC		2,005,000.00	2,004,587.86	0.00	0.00	(2,004,587.86)
487910	AUTOMATIC DATA PROCESSING, INC	/CITI GLOBAL MARKETS	CP				0.2100 / 0.2100					
				11/9/2010	11/8/2010	PURC		30,000,000.00	29,999,825.01	0.00	0.00	(29,999,825.00)
				11/9/2010	11/9/2010	MAT		(30,000,000.00)	(29,999,825.00)	0.00	(175.00)	30,000,000.00
487951	WELLS FARGO REPO	/	WFREPOS				0.1500 / 0.1500					
				11/9/2010	11/8/2010	PURC		2,574,558.39	2,574,558.39	0.00	0.00	(2,574,558.39)
				11/9/2010	11/9/2010	INT		0.00	0.00	0.00	(10.73)	10.73
				11/9/2010	11/9/2010	MAT		(2,574,558.39)	(2,574,558.39)	0.00	0.00	2,574,558.39
487960	WAL-MART STORES INC	/CRED SUIS SECURITIES	CP				0.1800 / 0.1800					
				11/29/2010	11/9/2010	PURC		8,645,000.00	8,644,135.50	0.00	0.00	(8,644,135.50)
				11/29/2010	11/29/2010	MAT		(8,645,000.00)	(8,644,135.50)	0.00	(864.50)	8,645,000.00
487967	JP MORGAN CHASE & CO	/JP MORGAN CHASE & CO	CP				0.1200 / 0.1200					
				11/10/2010	11/9/2010	PURC		10,000,000.00	9,999,966.67	0.00	0.00	(9,999,966.67)
				11/10/2010	11/10/2010	MAT		(10,000,000.00)	(9,999,966.67)	0.00	(33.33)	10,000,000.00
487970	TORONTO DOMINION	/BANK OF AMERICA	CP				0.2000 / 0.2000					
				12/20/2010	11/9/2010	PURC		25,000,000.00	24,994,305.55	0.00	0.00	(24,994,305.56)
487979	FED HM LN BK BD	/UBS FINANCIAL SERVICES	AGN FLOAT1				0.2060 / 0.2159					
				9/23/2011	11/9/2010	PURC		15,000,000.00	14,999,997.50	0.00	0.00	(14,999,997.50)
				9/23/2011	11/23/2010	INT		0.00	0.00	0.00	(171.53)	171.53
				9/23/2011	11/23/2010	INT		0.00	0.00	0.00	(2,489.17)	2,489.17

County of Orange Treasurer-Tax Collector's Office Detail Transaction Report

Transaction Date From 01-Nov-2010 To 30-Nov-2010
As at : 06-Dec-2010

Deal	Issuer	Broker	Inst Type	Maturity Date	Trans Date	Trans Type	Coupon/Yield(%)	Par Value	Cost	Purchased Interest	(Interest) Amort / (Accret) (Gain) / Loss	Settlement
Fund: Money Market Fund												
488252	WELLS FARGO REPO	/	WFREPOS				0.1500 / 0.1500					
				11/10/2010	11/9/2010	PURC		2,337,703.31	2,337,703.31	0.00	0.00	(2,337,703.31)
				11/10/2010	11/10/2010	INT		0.00	0.00	0.00	(9.74)	9.74
				11/10/2010	11/10/2010	MAT		(2,337,703.31)	(2,337,703.31)	0.00	0.00	2,337,703.31
488497	BNP PARIBAS FINANCE	/BNP PARIBAS	CP				0.2000 / 0.2000					
				11/17/2010	11/10/2010	PURC		25,000,000.00	24,999,027.78	0.00	0.00	(24,999,027.78)
				11/17/2010	11/17/2010	MAT		(25,000,000.00)	(24,999,027.78)	0.00	(972.22)	25,000,000.00
488498	BNP PARIBAS FINANCE	/BNP PARIBAS	CP				0.1800 / 0.1800					
				11/12/2010	11/10/2010	PURC		20,000,000.00	19,999,800.00	0.00	0.00	(19,999,800.00)
				11/12/2010	11/12/2010	MAT		(20,000,000.00)	(19,999,800.00)	0.00	(200.00)	20,000,000.00
488507	JP MORGAN CHASE & CO	/JP MORGAN CHASE & CO	CP				0.1800 / 0.1800					
				11/15/2010	11/10/2010	PURC		45,000,000.00	44,998,875.00	0.00	0.00	(44,998,875.00)
				11/15/2010	11/15/2010	MAT		(45,000,000.00)	(44,998,875.00)	0.00	(1,125.00)	45,000,000.00
488510	WAL-MART FUNDING CORP.	/CRED SUIS SECURITIES	ABCP				0.2500 / 0.2501					
				12/10/2010	11/10/2010	PURC		30,000,000.00	29,993,750.01	0.00	0.00	(29,993,750.00)
488590	WELLS FARGO REPO	/	WFREPOS				0.1500 / 0.1500					
				11/12/2010	11/10/2010	PURC		1,098,332.59	1,098,332.59	0.00	0.00	(1,098,332.59)
				11/12/2010	11/12/2010	INT		0.00	0.00	0.00	(9.15)	9.15
				11/12/2010	11/12/2010	MAT		(1,098,332.59)	(1,098,332.59)	0.00	0.00	1,098,332.59
488595	JP MORGAN CHASE & CO	/JEFFERIES & COMPANY	MTNFDIC				3.1250 / 0.3239					
				12/1/2011	11/12/2010	PURC		4,100,000.00	4,277,897.83	0.00	0.00	(4,277,897.83)
488799	FED HM LN BK BD	/	CALLGOVAGY				0.7500 / 0.6939					
				6/2/2011	11/12/2010	PURC		15,000,000.00	15,054,650.00	0.00	0.00	(15,054,650.00)
488805	CHEVRON FUNDING	/CHEVRON	CP				0.1800 / 0.1800					
				11/23/2010	11/12/2010	PURC		50,000,000.00	49,997,250.00	0.00	0.00	(49,997,250.00)
				11/23/2010	11/23/2010	MAT		(50,000,000.00)	(49,997,250.00)	0.00	(2,750.00)	50,000,000.00
488808	RABOBANK NEDERLAND NV NY	/UBS FINANCIAL SERVICES	YCDF				0.3234 / 0.3234					
				11/10/2011	11/12/2010	PURC		15,000,000.00	15,000,000.00	0.00	0.00	(15,000,000.00)
488835	WELLS FARGO REPO	/	WFREPOS				0.1500 / 0.1500					

County of Orange Treasurer-Tax Collector's Office Detail Transaction Report

Transaction Date From 01-Nov-2010 To 30-Nov-2010
As at : 06-Dec-2010

Deal	Issuer	Broker	Inst Type	Maturity Date	Trans Date	Trans Type	Coupon/Yield(%)	Par Value	Cost	Purchased Interest	(Interest) Amort / (Accret) (Gain) / Loss	Settlement
Fund: Money Market Fund												
				11/15/2010	11/12/2010	PURC		1,855,834.28	1,855,834.28	0.00	0.00	(1,855,834.28)
				11/15/2010	11/15/2010	INT		0.00	0.00	0.00	(23.20)	23.20
				11/15/2010	11/15/2010	MAT		(1,855,834.28)	(1,855,834.28)	0.00	0.00	1,855,834.28
488847	BANK OF AMERICA CORP	/BANK OF AMERICA	CP				0.2100 / 0.2100					
				11/17/2010	11/15/2010	PURC		30,000,000.00	29,999,649.99	0.00	0.00	(29,999,650.00)
				11/17/2010	11/17/2010	MAT		(30,000,000.00)	(29,999,650.00)	0.00	(350.00)	30,000,000.00
488848	WILLEY RC HOME FURNISHINGS	/BANK OF AMERICA	CP				0.2000 / 0.2000					
				11/19/2010	11/15/2010	PURC		5,000,000.00	4,999,888.89	0.00	0.00	(4,999,888.89)
				11/19/2010	11/19/2010	MAT		(5,000,000.00)	(4,999,888.89)	0.00	(111.11)	5,000,000.00
488849	RABOBANK USA FINANCIAL CORP	/GOLDMAN SACHS GROUP INC	CP				0.2200 / 0.2200					
				11/16/2010	11/15/2010	PURC		22,500,000.00	22,499,862.50	0.00	0.00	(22,499,862.50)
				11/16/2010	11/16/2010	MAT		(22,500,000.00)	(22,499,862.50)	0.00	(137.50)	22,500,000.00
488863	WAL-MART STORES INC	/BARCLAY CAPITAL	CP				0.1800 / 0.1800					
				12/20/2010	11/15/2010	PURC		30,000,000.00	29,994,750.00	0.00	0.00	(29,994,750.00)
489084	WELLS FARGO REPO	/	WFREPOS				0.1500 / 0.1500					
				11/16/2010	11/15/2010	PURC		3,424,914.40	3,424,914.40	0.00	0.00	(3,424,914.40)
				11/16/2010	11/16/2010	INT		0.00	0.00	0.00	(14.27)	14.27
				11/16/2010	11/16/2010	MAT		(3,424,914.40)	(3,424,914.40)	0.00	0.00	3,424,914.40
489087	JOHNSON & JOHNSON	/JP MORGAN CHASE & CO	CP				0.1400 / 0.1400					
				12/20/2010	11/16/2010	PURC		50,000,000.00	49,993,388.90	0.00	0.00	(49,993,388.89)
489092	NETJETS INC.	/GOLDMAN SACHS GROUP INC	CP				0.1800 / 0.1800					
				12/17/2010	11/16/2010	PURC		5,000,000.00	4,999,225.00	0.00	0.00	(4,999,225.00)
489525	BNP PARIBAS FINANCE	/BNP PARIBAS	CP				0.2500 / 0.2501					
				12/20/2010	11/17/2010	PURC		25,000,000.00	24,994,270.83	0.00	0.00	(24,994,270.83)
489526	JOHNSON & JOHNSON	/DEUTSCHE	CP				0.1600 / 0.1600					
				12/22/2010	11/17/2010	PURC		20,000,000.00	19,996,888.88	0.00	0.00	(19,996,888.89)
489527	RABOBANK USA FINANCIAL CORP	/JP MORGAN CHASE & CO	CP				0.1900 / 0.1900					
				11/18/2010	11/17/2010	PURC		24,000,000.00	23,999,873.33	0.00	0.00	(23,999,873.33)
				11/18/2010	11/18/2010	MAT		(24,000,000.00)	(23,999,873.33)	0.00	(126.67)	24,000,000.00

County of Orange Treasurer-Tax Collector's Office Detail Transaction Report

Transaction Date From 01-Nov-2010 To 30-Nov-2010
As at : 06-Dec-2010

Deal	Issuer	Broker	Inst Type	Maturity Date	Trans Date	Trans Type	Coupon/Yield(%)	Par Value	Cost	Purchased Interest	(Interest) Amort / (Accret) (Gain) / Loss	Settlement
Fund: Money Market Fund												
489535	JP MORGAN CHASE & CO	/CASTLE OAK SECURITIES	MTNFDIC				3.1250 / 0.3645					
				12/1/2011	11/17/2010	PURC		3,000,000.00	3,129,020.17	0.00	0.00	(3,129,020.17)
489575	WELLS FARGO REPO	/	WFREPOS				0.1500 / 0.1500					
				11/18/2010	11/17/2010	PURC		5,738,420.79	5,738,420.79	0.00	0.00	(5,738,420.79)
				11/18/2010	11/18/2010	INT		0.00	0.00	0.00	(23.91)	23.91
				11/18/2010	11/18/2010	MAT		(5,738,420.79)	(5,738,420.79)	0.00	0.00	5,738,420.79
489866	FED HM LN BK BD	/JP MORGAN CHASE & CO	CALLGOVAGY				1.8750 / 1.8726					
				11/19/2012	11/18/2010	PURC		50,000,000.00	50,468,465.85	0.00	0.00	(50,468,465.83)
				11/19/2012	11/19/2010	EPAY PRI		(50,000,000.00)	(50,468,465.83)	0.00	0.00	50,468,465.83
				11/19/2012	11/19/2010	INT		0.00	0.00	0.00	(468,750.00)	468,750.00
489872	TOYOTA MOTOR CREDIT	/RBC	MTNF				0.4200 / 0.4200					
				11/22/2011	11/18/2010	PURC		15,000,000.00	15,000,000.00	0.00	0.00	(15,000,000.00)
489874	JP MORGAN CHASE & CO	/JEFFERIES & COMPANY	MTNF				0.5181 / 0.2827					
				1/31/2011	11/18/2010	INT		0.00	0.00	0.00	(231.79)	231.79
				1/31/2011	11/18/2010	PURC		16,105,000.00	16,113,020.29	3,940.45	0.00	(16,116,960.74)
489875	WELLS FARGO BANK	/RBC	MTNF				0.7384 / 0.2558					
				1/24/2011	11/18/2010	PURC		8,975,000.00	8,983,239.05	4,418.33	0.00	(8,987,657.38)
489911	WELLS FARGO REPO	/	WFREPOS				0.1500 / 0.1500					
				11/19/2010	11/18/2010	PURC		2,340,191.03	2,340,191.03	0.00	0.00	(2,340,191.03)
				11/19/2010	11/19/2010	INT		0.00	0.00	0.00	(9.75)	9.75
				11/19/2010	11/19/2010	MAT		(2,340,191.03)	(2,340,191.03)	0.00	0.00	2,340,191.03
490141	RABOBANK USA FINANCIAL CORP	/BARCLAYS CAPITAL	CP				0.1900 / 0.1900					
				11/22/2010	11/19/2010	PURC		25,000,000.00	24,999,604.18	0.00	0.00	(24,999,604.17)
				11/22/2010	11/22/2010	MAT		(25,000,000.00)	(24,999,604.17)	0.00	(395.83)	25,000,000.00
490146	CHEVRON CORP	/CHEVRON	CP				0.1700 / 0.1700					
				12/20/2010	11/19/2010	PURC		25,000,000.00	24,996,340.28	0.00	0.00	(24,996,340.28)
490147	BNP PARIBAS FINANCE	/BNP PARIBAS	CP				0.2500 / 0.2501					
				12/20/2010	11/19/2010	PURC		35,000,000.00	34,992,465.27	0.00	0.00	(34,992,465.28)
490148	TORONTO DOMINION BANK NY	/TDSI	YCD				0.2300 / 0.2300					

County of Orange Treasurer-Tax Collector's Office Detail Transaction Report

Transaction Date From 01-Nov-2010 To 30-Nov-2010
As at : 06-Dec-2010

Deal	Issuer	Broker	Inst Type	Maturity Date	Trans Date	Trans Type	Coupon/Yield(%)	Par Value	Cost	Purchased Interest	(Interest) Amort / (Accret) (Gain) / Loss	Settlement
Fund: Money Market Fund												
490150	NETJETS INC.	/GOLDMAN SACHS GROUP INC	CP	12/20/2010	11/19/2010	PURC	0.1800 / 0.1800	25,000,000.00	25,000,000.00	0.00	0.00	(25,000,000.00)
490152	US TREASURY N/B	/UBS FINANCIAL SERVICES	TRBD	12/17/2010	11/19/2010	PURC	1.1250 / 0.3242	40,000,000.00	39,994,400.00	0.00	0.00	(39,994,400.00)
490154	US TREASURY N/B	/UBS FINANCIAL SERVICES	TRBD	12/15/2011	11/19/2010	PURC		10,000,000.00	10,085,546.87	48,258.21	0.00	(10,133,805.08)
				12/15/2011	11/23/2010	SALE		(10,000,000.00)	(10,085,546.87)	0.00	(52,222.09)	10,137,768.96
490156	FHLB DISC CORP	/BNP PARIBAS	AGDN	12/15/2011	11/19/2010	PURC		10,000,000.00	10,085,546.87	48,258.21	0.00	(10,133,805.08)
				12/15/2011	11/23/2010	SALE		(10,000,000.00)	(10,085,546.87)	0.00	8,057,993.08	2,027,553.79
490157	FHLB DISC CORP	/CITIGROUP GLOBAL MARKETS	AGDN	12/17/2010	11/19/2010	PURC	0.1500 / 0.1500	50,000,000.00	49,994,166.65	0.00	0.00	(49,994,166.67)
				12/17/2010	11/24/2010	SALE		(50,000,000.00)	(49,994,166.67)	0.00	39,994,997.23	9,999,169.44
490238	WELLS FARGO REPO	/	WFREPOS	12/17/2010	11/19/2010	PURC	0.1500 / 0.1500	50,000,000.00	49,994,166.65	0.00	0.00	(49,994,166.67)
				11/22/2010	11/19/2010	PURC		1,432,089.11	1,432,089.11	0.00	0.00	(1,432,089.11)
				11/22/2010	11/22/2010	INT		0.00	0.00	0.00	(17.90)	17.90
490422	WAL-MART STORES INC	/BARCLAYS CAPITAL	CP	11/22/2010	11/22/2010	MAT		(1,432,089.11)	(1,432,089.11)	0.00	0.00	1,432,089.11
				12/20/2010	11/22/2010	PURC	0.2000 / 0.2000	11,000,000.00	10,998,288.90	0.00	0.00	(10,998,288.89)
490423	IBM CORP	/CRED SUIS SECURITIES	CP	12/20/2010	11/22/2010	PURC	0.1700 / 0.1700	50,000,000.00	49,993,388.90	0.00	0.00	(49,993,388.89)
490424	IBM CORP	/CRED SUIS SECURITIES	CP	12/20/2010	11/22/2010	PURC	0.1700 / 0.1700	50,000,000.00	49,993,388.90	0.00	0.00	(49,993,388.89)
490484	WELLS FARGO REPO	/	WFREPOS	12/22/2010	11/22/2010	PURC	0.1500 / 0.1500	30,000,000.00	29,995,749.99	0.00	0.00	(29,995,750.00)
				11/23/2010	11/22/2010	PURC		1,342,945.80	1,342,945.80	0.00	0.00	(1,342,945.80)
				11/23/2010	11/23/2010	INT		0.00	0.00	0.00	(5.60)	5.60
490496	CHEVRON FUNDING	/CHEVRON	CP	11/23/2010	11/23/2010	MAT		(1,342,945.80)	(1,342,945.80)	0.00	0.00	1,342,945.80
				11/23/2010	11/23/2010	MAT	0.1800 / 0.1800					

County of Orange Treasurer-Tax Collector's Office Detail Transaction Report

Transaction Date From 01-Nov-2010 To 30-Nov-2010
As at : 06-Dec-2010

Deal	Issuer	Broker	Inst Type	Maturity Date	Trans Date	Trans Type	Coupon/Yield(%)	Par Value	Cost	Purchased Interest	(Interest) Amort / (Accret) (Gain) / Loss	Settlement
Fund: Money Market Fund												
490497	CHEVRON FUNDING	/CHEVRON	CP	12/20/2010	11/23/2010	PURC	0.1800 / 0.1800	10,000,000.00	9,998,650.00	0.00	0.00	(9,998,650.00)
490499	FREDDIE MAC	/JEFFERIES & COMPANY	AGNF1	12/20/2010	11/23/2010	PURC	1.1250 / 0.3441	50,000,000.00	49,993,250.00	0.00	0.00	(49,993,250.00)
490500	FED HM LN BK BD	/MORGAN STANLEY	CALLGOVAGY	12/15/2011	11/23/2010	PURC	0.3500 / 0.3500	4,450,000.00	4,508,743.92	0.00	0.00	(4,508,743.92)
490505	JP MORGAN CHASE & CO	/JEFFERIES & COMPANY	MTNFDIC	11/23/2011	11/23/2010	PURC	3.1250 / 0.3544	15,000,000.00	15,000,000.00	0.00	0.00	(15,000,000.00)
490506	FED HM LN BK BD	/CRED SUIS SECURITIES	CALLGOVAGY	12/1/2011	11/23/2010	PURC	0.3000 / 0.3351	1,578,000.00	1,646,130.68	0.00	0.00	(1,646,130.68)
490507	FED HM LN BK BD	/CRED SUIS SECURITIES	CALLGOVAGY	11/23/2011	11/23/2010	PURC	0.3000 / 0.3351	4,000,000.00	3,998,600.00	0.00	0.00	(3,998,600.00)
490508	GENERAL ELEC CAP CORP	/JEFFERIES & COMPANY	MTN	11/23/2011	11/23/2010	PURC	5.2000 / 0.2900	12,500,000.00	12,495,625.00	0.00	0.00	(12,495,625.00)
490509	FED HM LN BK BD	/	CALLGOVAGY	2/1/2011	11/23/2010	PURC	0.7500 / 0.7201	5,147,000.00	5,194,578.87	83,267.02	0.00	(5,277,845.89)
490511	WELLS FARGO BANK	/JEFFERIES & COMPANY	MTN	6/2/2011	11/23/2010	PURC	4.8750 / 0.2463	15,000,000.00	15,055,777.50	0.00	0.00	(15,055,777.50)
490516	FED HM LN BK BD	/UBS FINANCIAL SERVICES	CALLGOVAGY	1/12/2011	11/23/2010	PURC	0.3500 / 0.3500	9,840,000.00	9,901,845.29	174,557.50	0.00	(10,076,402.79)
490770	WELLS FARGO REPO	/	WFREPOS	11/23/2011	11/23/2010	PURC	0.1500 / 0.1500	10,000,000.00	10,000,000.00	0.00	0.00	(10,000,000.00)
				11/24/2010	11/23/2010	PURC		5,413,481.82	5,413,481.82	0.00	0.00	(5,413,481.82)
				11/24/2010	11/24/2010	INT		0.00	0.00	0.00	(22.56)	22.56
				11/24/2010	11/24/2010	MAT		(5,413,481.82)	(5,413,481.82)	0.00	0.00	5,413,481.82
490999	FREDDIE DISCOUNT	/CRED SUIS SECURITIES	AGDN	0.1650 / 0.1650								
				12/20/2010	11/24/2010	PURC		20,000,000.00	19,997,616.66	0.00	0.00	(19,997,616.67)
491024	FHLB DISC CORP	/RBC	AGDN	0.1650 / 0.1650								
				12/22/2010	11/24/2010	PURC		50,000,000.00	49,993,583.35	0.00	0.00	(49,993,583.33)
491025	FHLB DISC CORP	/RBC	AGDN	0.1650 / 0.1650								

County of Orange Treasurer-Tax Collector's Office Detail Transaction Report

Transaction Date From 01-Nov-2010 To 30-Nov-2010
As at : 06-Dec-2010

Deal	Issuer	Broker	Inst Type	Maturity Date	Trans Date	Trans Type	Coupon/Yield(%)	Par Value	Cost	Purchased Interest	(Interest) Amort / (Accret) (Gain) / Loss	Settlement
Fund: Money Market Fund												
491029	JP MORGAN CHASE & CO	/GOLDMAN SACHS GROUP INC	MTNFFDIC	12/22/2010	11/24/2010	PURC	0.3644 / 0.2812	50,000,000.00	49,993,583.35	0.00	0.00	(49,993,583.33)
491030	WELLS FARGO BANK	/WELLS FARGO BANK	MTN	2/23/2011	11/24/2010	PURC	6.4500 / 0.3612	4,000,000.00	4,000,880.49	0.00	0.00	(4,000,880.49)
491104	WELLS FARGO REPO	/	WFREPOS	2/1/2011	11/24/2010	INT		0.00	0.00	0.00	(0.01)	0.01
				2/1/2011	11/24/2010	PURC		5,550,000.00	5,612,659.50	112,364.37	0.00	(5,725,023.87)
491106	WELLS FARGO REPO	/	WFREPOS	11/26/2010	11/24/2010	PURC		3,218,688.78	3,218,688.78	0.00	0.00	(3,218,688.78)
				11/26/2010	11/26/2010	INT		0.00	0.00	0.00	(26.82)	26.82
				11/26/2010	11/26/2010	MAT		(3,218,688.78)	(3,218,688.78)	0.00	0.00	3,218,688.78
491329	US TREASURY N/B	/DEUTSCHE	TRBD	11/29/2010	11/26/2010	PURC	1.1250 / 0.3220	58,917,354.77	58,917,354.77	0.00	0.00	(58,917,354.77)
491330	US TREASURY N/B	/DEUTSCHE	TRBD	11/29/2010	11/29/2010	INT		0.00	0.00	0.00	(736.47)	736.47
491333	FHLB DISC CORP	/CRED SUIS SECURITIES	AGDN	11/29/2010	11/29/2010	MAT		(58,917,354.77)	(58,917,354.77)	0.00	0.00	58,917,354.77
491334	FHLB DISC CORP	/CRED SUIS SECURITIES	AGDN	12/15/2011	11/29/2010	PURC	1.1250 / 0.3407	10,000,000.00	10,083,593.75	51,331.97	0.00	(10,134,925.72)
491414	WELLS FARGO REPO	/	WFREPOS	12/15/2011	11/29/2010	PURC	1.1250 / 0.3407	10,000,000.00	10,081,640.62	51,331.98	0.00	(10,132,972.60)
491653	FHLB DISC CORP	/UBS FINANCIAL SERVICES	AGDN	12/22/2010	11/29/2010	PURC	0.1650 / 0.1650	50,000,000.00	49,994,729.15	0.00	0.00	(49,994,729.17)
491658	JP MORGAN CHASE & CO	/JEFFERIES & COMPANY	MTNFDIC	12/22/2010	11/29/2010	PURC	0.1650 / 0.1650	20,000,000.00	19,997,891.66	0.00	0.00	(19,997,891.67)
				11/30/2010	11/29/2010	PURC		7,367,603.92	7,367,603.92	0.00	0.00	(7,367,603.92)
				11/30/2010	11/30/2010	INT		0.00	0.00	0.00	(30.70)	30.70
				11/30/2010	11/30/2010	MAT		(7,367,603.92)	(7,367,603.92)	0.00	0.00	7,367,603.92
491658	JP MORGAN CHASE & CO	/JEFFERIES & COMPANY	MTNFDIC	12/22/2010	11/30/2010	PURC	3.1250 / 0.3849	42,942,000.00	42,937,801.22	0.00	0.00	(42,937,801.23)
				12/1/2011	11/30/2010	PURC		9,763,000.00	10,182,186.06	0.00	0.00	(10,182,186.06)

County of Orange Treasurer-Tax Collector's Office Detail Transaction Report

Transaction Date From 01-Nov-2010 To 30-Nov-2010
As at : 06-Dec-2010

Deal	Issuer	Broker	Inst Type	Maturity Date	Trans Date	Trans Type	Coupon/Yield(%)	Par Value	Cost	Purchased Interest	(Interest) Amort / (Accret) (Gain) / Loss	Settlement
Fund: Money Market Fund												
491659	US TREASURY N/B	/UBS FINANCIAL SERVICES	TBILL				0.1650 / 0.1650					
				12/30/2010	11/30/2010	PURC		20,000,000.00	19,997,250.00	0.00	0.00	(19,997,250.00)
491700	WELLS FARGO REPO	/	WFREPOS				0.1500 / 0.1500					
				12/1/2010	11/30/2010	PURC		16,589,605.85	16,589,605.85	0.00	0.00	(16,589,605.85)
Sub Total:								529,278,108.39	530,043,388.05	577,728.05	72,067,636.14	(602,688,752.28)
Fund: Extended Fund												
363887	FED FARM CR BK	/CRED SUIS SECURITIES	AGN 1				3.7500 / 2.3404					
				12/6/2010	11/1/2010	SALE		(50,000,000.00)	(51,373,000.00)	0.00	443,841.67	50,929,158.33
456075	GENERAL ELEC CAP CORP	/BARCLAYS CAPITAL	MTNF				0.4744 / 1.6096					
				11/1/2012	11/1/2010	INT		0.00	0.00	0.00	(45,102.36)	45,102.36
				11/1/2012	11/17/2010	SALE		(29,956,000.00)	(29,134,699.34)	0.00	27,646,202.42	1,488,496.92
465043	BERKSHIRE HATHAWAY INC	/RBC	MTNF				0.8581 / 0.8254					
				2/11/2013	11/12/2010	INT		0.00	0.00	0.00	(37,720.93)	37,720.93
470094	FED HM LN BK BD	/JEFFERIES & COMPANY	AGNF1				0.3400 / 0.3436					
				5/3/2011	11/3/2010	INT		0.00	0.00	0.00	(21,250.00)	21,250.00
473239	FED HM LN BK BD	/JEFFERIES & COMPANY	AGNF1				1.1250 / 0.5759					
				5/18/2012	11/18/2010	INT		0.00	0.00	0.00	(281,250.00)	281,250.00
475449	GENERAL ELEC CAP CORP	/STIFFEL NICOLAUS, LLC	MTNF				0.6631 / 1.1302					
				7/27/2012	11/12/2010	SALE		(45,017,000.00)	(44,619,319.82)	0.00	24,714,568.80	19,904,751.02
476188	US TREASURY N/B	/RBC	TRBD				1.2707 / 1.5208					
				8/31/2015	11/2/2010	SALE		(25,000,000.00)	(24,701,171.75)	0.00	(518,252.68)	25,219,424.43
476189	US TREASURY N/B	/JP MORGAN CHASE & CO	TRBD				1.2707 / 1.5340					
				8/31/2015	11/2/2010	SALE		(25,000,000.00)	(24,685,546.88)	0.00	(533,877.54)	25,219,424.42
476190	US TREASURY N/B	/CRED SUIS SECURITIES	TRBD				1.2707 / 1.5340					
				8/31/2015	11/15/2010	SALE		(25,000,000.00)	(24,685,546.88)	0.00	(331,232.73)	25,016,779.61
477011	US TREASURY N/B	/DEUTSCHE	TRBD				1.2707 / 1.5732					
				8/31/2015	11/15/2010	SALE		(25,000,000.00)	(24,639,648.43)	0.00	(377,131.18)	25,016,779.61
478287	FANNIE MAE	/CASTLE OAK SECURITIES	AGNF1				2.7500 / 0.2528					
				4/11/2011	11/19/2010	SALE		(25,000,000.00)	(25,651,006.94)	0.00	326,387.50	25,324,619.44

County of Orange Treasurer-Tax Collector's Office Detail Transaction Report

Transaction Date From 01-Nov-2010 To 30-Nov-2010
As at : 06-Dec-2010

Deal	Issuer	Broker	Inst Type	Maturity Date	Trans Date	Trans Type	Coupon/Yield(%)	Par Value	Cost	Purchased Interest	(Interest) Amort / (Accret) (Gain) / Loss	Settlement
Fund:	Extended Fund											
479596	WELLS FARGO BANK	/RBC	MTNF				0.3656 / 0.2390					
				12/2/2010	11/10/2010	SALE		(29,700,000.00)	(29,707,306.20)	0.00	21,075,270.00	8,632,036.20
				12/2/2010	11/12/2010	SALE		(29,700,000.00)	(29,707,306.20)	0.00	8,615,001.44	21,092,304.76
480422	FANNIE MAE	/JEFFERIES & COMPANY	CALLGOVAGY				2.1250 / 1.8269					
				5/13/2014	11/13/2010	INT		0.00	0.00	0.00	(159,375.00)	159,375.00
482303	FANNIE MAE	/CRED SUIS SECURITIES	AGNF1				1.0000 / 0.2940					
				11/23/2011	11/23/2010	INT		0.00	0.00	0.00	(50,000.00)	50,000.00
482356	WAL-MART FUNDING CORP.	/CRED SUIS SECURITIES	ABCP				0.2500 / 0.2501					
				11/10/2010	11/5/2010	SALE		(20,000,000.00)	(19,995,416.67)	0.00	16,845,517.29	3,149,899.38
				11/10/2010	11/10/2010	MAT		(20,000,000.00)	(19,995,416.67)	0.00	3,145,416.67	16,850,000.00
482781	GENERAL ELEC CAP CORP	/JEFFERIES & COMPANY	MTNF				0.5191 / 0.4000					
				11/21/2011	11/2/2010	SALE		(5,385,000.00)	(5,392,135.13)	0.00	(7,262.75)	5,399,397.88
483077	GENERAL ELEC CAP CORP	/JEFFERIES & COMPANY	MTNF				0.5191 / 0.4000					
				11/21/2011	11/2/2010	SALE		(6,300,000.00)	(6,308,322.30)	0.00	(8,522.02)	6,316,844.32
484570	GENERAL ELEC CAP CORP	/JEFFERIES & COMPANY	MTNF				0.5956 / 1.0670					
				8/2/2012	11/2/2010	INT		0.00	0.00	0.00	(6,685.35)	6,685.35
484571	GENERAL ELEC CAP CORP	/BANK OF AMERICA	MTNF				0.5956 / 1.2193					
				11/1/2012	11/1/2010	INT		0.00	0.00	0.00	(15,056.20)	15,056.20
				11/1/2012	11/17/2010	SALE		(10,000,000.00)	(9,874,460.00)	0.00	(48,852.80)	9,923,312.80
485603	US TREASURY N/B	/JEFFERIES & COMPANY	TRBD				1.2500 / 1.2499					
				9/30/2015	11/2/2010	SALE		(25,000,000.00)	(25,000,000.00)	0.00	(165,049.80)	25,165,049.80
485620	US TREASURY N/B	/JEFFERIES & COMPANY	TRBD				1.2500 / 1.2237					
				9/30/2015	11/2/2010	SALE		(25,000,000.00)	(25,031,250.00)	0.00	(133,799.79)	25,165,049.79
485621	US TREASURY N/B	/BNP PARIBAS	TRBD				1.2500 / 1.2401					
				9/30/2015	11/2/2010	SALE		(25,000,000.00)	(25,011,718.75)	0.00	(153,331.05)	25,165,049.80
485949	US TREASURY N/B	/JEFFERIES & COMPANY	TRBD				1.2500 / 1.2762					
				9/30/2015	11/2/2010	SALE		(25,000,000.00)	(24,968,750.00)	0.00	(196,299.79)	25,165,049.79
486531	FED HM LN BK BD	/JP MORGAN CHASE & CO	CALLGOVAGY				0.4000 / 0.4000					
				11/18/2011	11/1/2010	PURC		25,000,000.00	25,000,000.00	0.00	0.00	(25,000,000.00)

County of Orange Treasurer-Tax Collector's Office Detail Transaction Report

Transaction Date From 01-Nov-2010 To 30-Nov-2010
As at : 06-Dec-2010

Deal	Issuer	Broker	Inst Type	Maturity Date	Trans Date	Trans Type	Coupon/Yield(%)	Par Value	Cost	Purchased Interest	(Interest) Amort / (Accret) (Gain) / Loss	Settlement
Fund:	Extended Fund											
486537	AUTOMATIC DATA PROCESSING, INC	/CITIGROUP GLOBAL MARKETS	CP				0.2200 / 0.2200					
				11/2/2010	11/1/2010	PURC		1,000,000.00	999,993.89	0.00	0.00	(999,993.89)
				11/2/2010	11/2/2010	MAT		(1,000,000.00)	(999,993.89)	0.00	(6.11)	1,000,000.00
486541	FANNIE MAE	/UBS FINANCIAL SERVICES	CALLGOVAGY				0.5500 / 0.5953					
				11/1/2012	11/1/2010	PURC		25,000,000.00	24,977,500.00	0.00	0.00	(24,977,500.00)
486851	GENERAL ELEC CAP CORP	/JEFFERIES & COMPANY	MTNF				0.4584 / 0.8722					
				7/27/2012	11/2/2010	PURC		10,185,000.00	10,112,197.62	778.20	0.00	(10,112,975.82)
486852	FANNIE MAE	/UBS FINANCIAL SERVICES	CALLGOVAGY				2.0000 / 1.8814					
				9/30/2015	11/2/2010	PURC		7,714,000.00	7,770,372.20	0.00	0.00	(7,770,372.20)
486853	FANNIE MAE	/UBS FINANCIAL SERVICES	CALLGOVAGY				2.0000 / 1.8814					
				9/30/2015	11/2/2010	PURC		50,000,000.00	50,365,388.90	0.00	0.00	(50,365,388.89)
486866	AUTOMATIC DATA PROCESSING, INC	/BARCLAYS CAPITAL	CP				0.2300 / 0.2300					
				11/3/2010	11/2/2010	PURC		45,600,000.00	45,599,708.66	0.00	0.00	(45,599,708.67)
				11/3/2010	11/3/2010	MAT		(45,600,000.00)	(45,599,708.67)	0.00	(291.33)	45,600,000.00
486872	AUTOMATIC DATA PROCESSING, INC	/BARCLAYS CAPITAL	CP				0.2300 / 0.2300					
				11/3/2010	11/2/2010	PURC		50,000,000.00	49,999,680.55	0.00	0.00	(49,999,680.56)
				11/3/2010	11/3/2010	MAT		(50,000,000.00)	(49,999,680.56)	0.00	(319.44)	50,000,000.00
487132	AUTOMATIC DATA PROCESSING, INC	/BANK OF AMERICA	CP				0.2000 / 0.2000					
				11/4/2010	11/3/2010	PURC		50,000,000.00	49,999,722.20	0.00	0.00	(49,999,722.22)
				11/4/2010	11/4/2010	MAT		(50,000,000.00)	(49,999,722.22)	0.00	(277.78)	50,000,000.00
487133	AUTOMATIC DATA PROCESSING, INC	/BANK OF AMERICA	CP				0.2000 / 0.2000					
				11/4/2010	11/3/2010	PURC		20,000,000.00	19,999,888.88	0.00	0.00	(19,999,888.89)
				11/4/2010	11/4/2010	MAT		(20,000,000.00)	(19,999,888.89)	0.00	(111.11)	20,000,000.00
487137	FED HM LN BK BD	/JP MORGAN CHASE & CO	CALLGOVAGY				0.4000 / 0.3945					
				10/3/2011	11/3/2010	PURC		25,000,000.00	25,014,583.33	0.00	0.00	(25,014,583.33)
487390	FED FARM CR BK	/	CALLGOVAGY				1.7400 / 1.7301					
				8/12/2014	11/4/2010	PURC		26,200,000.00	26,313,035.52	0.00	0.00	(26,313,035.53)
487391	FANNIE MAE	/	CALLGOVAGY				2.1500 / 2.1398					
				8/12/2015	11/4/2010	PURC		25,000,000.00	25,133,543.05	0.00	0.00	(25,133,543.06)

County of Orange Treasurer-Tax Collector's Office Detail Transaction Report

Transaction Date From 01-Nov-2010 To 30-Nov-2010
As at : 06-Dec-2010

Deal	Issuer	Broker	Inst Type	Maturity Date	Trans Date	Trans Type	Coupon/Yield(%)	Par Value	Cost	Purchased Interest	(Interest) Amort / (Accret) (Gain) / Loss	Settlement
Fund:	Extended Fund											
487392	FREDDIE MAC	/CANTOR FITZGERALD	CALLGOVAGY				0.8250 / 0.7471					
				12/30/2011	11/4/2010	PURC		20,560,000.00	20,636,784.75	0.00	0.00	(20,636,784.75)
487393	FED HM LN BK BD	/	CALLGOVAGY				0.4000 / 0.3933					
				10/3/2011	11/4/2010	PURC		10,000,000.00	10,006,054.44	0.00	0.00	(10,006,054.44)
487394	US TREASURY N/B	/BARCLAY CAPITAL	TRBD				1.2500 / 1.0810					
				9/30/2015	11/4/2010	PURC		50,000,000.00	50,402,343.75	60,096.15	0.00	(50,462,439.90)
				9/30/2015	11/15/2010	SALE		(50,000,000.00)	(50,402,343.75)	0.00	405,391.48	49,996,952.27
487395	US TREASURY N/B	/UBS FINANCE (DE) LLC	TRBD				1.2500 / 1.1112					
				10/31/2015	11/4/2010	INT		0.00	0.00	0.00	(37.95)	37.95
				10/31/2015	11/4/2010	PURC		50,000,000.00	50,335,937.50	6,868.13	0.00	(50,342,805.63)
				10/31/2015	11/15/2010	SALE		(50,000,000.00)	(50,335,937.50)	0.00	454,570.96	49,881,366.54
487397	FANNIE MAE	/RBC	CALLGOVAGY				2.0000 / 1.7690					
				9/30/2015	11/4/2010	PURC		10,000,000.00	10,126,888.89	0.00	0.00	(10,126,888.89)
487696	FED HM LN BK BD	/RBC	CALLGOVAGY				1.2500 / 1.2055					
				12/30/2013	11/5/2010	PURC		25,000,000.00	25,064,722.45	0.00	0.00	(25,064,722.44)
487697	FED HM LN BK BD	/RBC	CALLGOVAGY				1.2500 / 1.2055					
				12/30/2013	11/5/2010	PURC		50,000,000.00	50,129,444.90	0.00	0.00	(50,129,444.89)
487698	FED FARM CR BK	/	CALLGOVAGY				1.9500 / 1.9255					
				5/17/2013	11/5/2010	PURC		33,000,000.00	33,320,100.00	0.00	0.00	(33,320,100.00)
487699	FED FARM CR BK	/	CALLGOVAGY				1.9500 / 1.9255					
				5/17/2013	11/5/2010	PURC		38,315,000.00	38,686,655.50	0.00	0.00	(38,686,655.50)
487968	FREDDIE MAC	/	CALLGOVAGY				1.6500 / 1.6288					
				11/19/2012	11/9/2010	PURC		50,000,000.00	50,410,583.35	0.00	0.00	(50,410,583.33)
487981	FED HM LN BK BD	/OPPENHEIMER & CO., INC	CALLGOVAGY				1.2000 / 1.1599					
				9/27/2013	11/9/2010	PURC		15,000,000.00	15,037,950.00	0.00	0.00	(15,037,950.00)
488230	FANNIE MAE	/BANK OF AMERICA	CALLGOVAGY				0.6250 / 0.6250					
				11/9/2012	11/9/2010	PURC		25,000,000.00	25,000,000.00	0.00	0.00	(25,000,000.00)
488231	FANNIE MAE	/CASTLE OAK SECURITIES	CALLGOVAGY				0.6250 / 0.6250					
				11/9/2012	11/9/2010	PURC		10,000,000.00	10,000,000.00	0.00	0.00	(10,000,000.00)
488512	FANNIE MAE	/OPPENHEIMER & CO., INC	CALLGOVAGY				1.0500 / 1.0390					
				8/26/2013	11/10/2010	PURC		25,413,000.00	25,475,473.64	0.00	0.00	(25,475,473.63)
488597	GENERAL ELEC CAP CORP	/BARCLAY CAPITAL	MTN				4.3750 / 0.8191					

Deals [Transaction Type] = SE

County of Orange Treasurer-Tax Collector's Office Detail Transaction Report

Transaction Date From 01-Nov-2010 To 30-Nov-2010
As at : 06-Dec-2010

Deal	Issuer	Broker	Inst Type	Maturity Date	Trans Date	Trans Type	Coupon/Yield(%)	Par Value	Cost	Purchased Interest	(Interest) Amort / (Accret) (Gain) / Loss	Settlement
Fund: Extended Fund												
				3/3/2012	11/12/2010	PURC		17,525,000.00	18,334,129.25	146,954.43	0.00	(18,481,083.68)
488604	RABOBANK NEDERLAND NV NY	/UBS FINANCIAL SERVICES	YCDF				0.3234 / 0.3234					
				11/10/2011	11/12/2010	PURC		15,000,000.00	15,000,000.00	0.00	0.00	(15,000,000.00)
488802	RABOBANK NEDERLAND NV NY	/GOLDMAN SACHS GROUP INC	CP				0.1700 / 0.1700					
				11/15/2010	11/12/2010	PURC		7,510,000.00	7,509,893.61	0.00	0.00	(7,509,893.61)
				11/15/2010	11/15/2010	MAT		(7,510,000.00)	(7,509,893.61)	0.00	(106.39)	7,510,000.00
488838	RABOBANK USA FINANCIAL CORP	/BARCLAYS CAPITAL	CP				0.2000 / 0.2000					
				11/17/2010	11/15/2010	PURC		50,000,000.00	49,999,444.45	0.00	0.00	(49,999,444.44)
				11/17/2010	11/17/2010	MAT		(50,000,000.00)	(49,999,444.44)	0.00	(555.56)	50,000,000.00
488839	RABOBANK USA FINANCIAL CORP	/BARCLAYS CAPITAL	CP				0.2000 / 0.2000					
				11/17/2010	11/15/2010	PURC		25,000,000.00	24,999,722.23	0.00	0.00	(24,999,722.22)
				11/17/2010	11/17/2010	MAT		(25,000,000.00)	(24,999,722.22)	0.00	(277.78)	25,000,000.00
488842	RABOBANK USA FINANCIAL CORP	/JP MORGAN CHASE & CO	CP				0.2200 / 0.2200					
				11/16/2010	11/15/2010	PURC		14,405,000.00	14,404,911.97	0.00	0.00	(14,404,911.97)
				11/16/2010	11/16/2010	MAT		(14,405,000.00)	(14,404,911.97)	0.00	(88.03)	14,405,000.00
488843	WAL-MART STORES INC	/GOLDMAN SACHS GROUP INC	CP				0.1800 / 0.1800					
				12/15/2010	11/15/2010	PURC		50,000,000.00	49,992,500.00	0.00	0.00	(49,992,500.00)
488844	WAL-MART STORES INC	/GOLDMAN SACHS GROUP INC	CP				0.1800 / 0.1800					
				12/15/2010	11/15/2010	PURC		7,900,000.00	7,898,815.00	0.00	0.00	(7,898,815.00)
488862	US TREASURY N/B	/UBS FINANCE (DE) LLC	TRBD				0.5000 / 0.7109					
				11/15/2013	11/15/2010	PURC		50,000,000.00	49,687,500.00	0.00	0.00	(49,687,500.00)
				11/15/2013	11/15/2010	SALE		(50,000,000.00)	(49,687,500.00)	0.00	7,812.50	49,679,687.50
488864	FED HM LN BK BD	/CRED SUIS SECURITIES	CALLGOVAGY				1.0500 / 1.0070					
				6/20/2012	11/15/2010	PURC		10,000,000.00	10,049,655.00	0.00	0.00	(10,049,655.00)
489094	FED HM LN BK BD	/JP MORGAN CHASE & CO	CALLGOVAGY				0.7500 / 0.7090					
				6/2/2011	11/16/2010	PURC		15,000,000.00	15,054,577.01	0.00	0.00	(15,054,577.00)

County of Orange Treasurer-Tax Collector's Office Detail Transaction Report

Transaction Date From 01-Nov-2010 To 30-Nov-2010
As at : 06-Dec-2010

Deal	Issuer	Broker	Inst Type	Maturity Date	Trans Date	Trans Type	Coupon/Yield(%)	Par Value	Cost	Purchased Interest	(Interest) Amort / (Accret) (Gain) / Loss	Settlement
Fund:	Extended Fund											
489532	GENERAL ELEC CAP CORP	/JEFFERIES & COMPANY	MTN				2.8000 / 1.4062					
				1/8/2013	11/17/2010	PURC		11,445,000.00	11,780,281.28	114,831.50	0.00	(11,895,112.78)
489536	FREDDIE MAC	/OPPENHEIMER & CO., INC	CALLGOVAGY				1.2500 / 1.2035					
				12/28/2012	11/17/2010	PURC		25,000,000.00	25,144,784.73	0.00	0.00	(25,144,784.72)
489537	AUTOMATIC DATA PROCESSING, INC	/BANK OF AMERICA	CP				0.2100 / 0.2100					
				11/18/2010	11/17/2010	PURC		50,000,000.00	49,999,708.35	0.00	0.00	(49,999,708.33)
				11/18/2010	11/18/2010	MAT		(50,000,000.00)	(49,999,708.33)	0.00	(291.67)	50,000,000.00
489577	NESTLE CAPITAL CORP	/MORGAN STANLEY	CP				0.1900 / 0.1900					
				12/14/2010	11/18/2010	PURC		15,300,000.00	15,297,900.50	0.00	0.00	(15,297,900.50)
489870	ROYAL BANK OF CANADA	/BARCLAY CAPITAL	YCDF				0.2534 / 0.2398					
				12/14/2010	11/18/2010	PURC		35,000,000.00	35,001,331.40	0.00	0.00	(35,001,331.40)
				12/14/2010	11/24/2010	SALE		(35,000,000.00)	(35,001,331.40)	0.00	20,000,036.00	15,001,295.40
490151	US TREASURY N/B	/JP MORGAN CHASE & CO	TRBD				1.1250 / 0.3133					
				12/15/2011	11/19/2010	PURC		20,000,000.00	20,173,437.50	96,516.39	0.00	(20,269,953.89)
490155	FHLB DISC CORP	/CRED SUIS SECURITIES	AGDN				0.1200 / 0.1200					
				11/22/2010	11/19/2010	PURC		5,100,000.00	5,099,949.00	0.00	0.00	(5,099,949.00)
				11/22/2010	11/22/2010	MAT		(5,100,000.00)	(5,099,949.00)	0.00	(51.00)	5,100,000.00
490425	AUTOMATIC DATA PROCESSING, INC	/CITIGROUP GLOBAL MARKETS	CP				0.2100 / 0.2100					
				11/23/2010	11/22/2010	PURC		5,100,000.00	5,099,970.25	0.00	0.00	(5,099,970.25)
				11/23/2010	11/23/2010	MAT		(5,100,000.00)	(5,099,970.25)	0.00	(29.75)	5,100,000.00
490426	FANNIE MAE	/JP MORGAN CHASE & CO	STEPGOVAGY				1.5000 / 1.4752					
				6/23/2014	11/22/2010	PURC		24,700,000.00	24,874,538.43	0.00	0.00	(24,874,538.43)
490427	FANNIE MAE	/CASTLE OAK SECURITIES	STEPGOVAGY				0.7500 / 0.7343					
				1/7/2013	11/22/2010	PURC		25,350,000.00	25,429,662.38	0.00	0.00	(25,429,662.38)
490434	FREDDIE MAC	/	STEPGOVAGY				1.0000 / 0.9802					
				12/10/2012	11/22/2010	PURC		50,000,000.00	50,245,000.00	0.00	0.00	(50,245,000.00)
490510	FED HM LN BK BD	/CRED SUIS SECURITIES	CALLGOVAGY				0.3000 / 0.3351					
				11/23/2011	11/23/2010	PURC		50,000,000.00	49,982,500.00	0.00	0.00	(49,982,500.00)

County of Orange Treasurer-Tax Collector's Office Detail Transaction Report

Transaction Date From 01-Nov-2010 To 30-Nov-2010
As at : 06-Dec-2010

Deal	Issuer	Broker	Inst Type	Maturity Date	Trans Date	Trans Type	Coupon/Yield(%)	Par Value	Cost	Purchased Interest	(Interest) Amort / (Accret) (Gain) / Loss	Settlement
Fund: Extended Fund												
490515	FED HM LN BK BD	/UBS FINANCIAL SERVICES	CALLGOVAGY				0.0000 / 0.0000					
				11/23/2011	11/23/2010	PURC		5,000,000.00	5,000,000.00	0.00	0.00	(5,000,000.00)
490517	FED HM LN BK BD	/UBS FINANCIAL SERVICES	CALLGOVAGY				0.3500 / 0.3500					
				11/23/2011	11/23/2010	PURC		25,000,000.00	25,000,000.00	0.00	0.00	(25,000,000.00)
490519	FED HM LN BK BD	/	CALLGOVAGY				0.6100 / 0.6013					
				5/26/2011	11/23/2010	PURC		25,000,000.00	25,076,079.18	0.00	0.00	(25,076,079.17)
490525	FED HM LN BK BD	/	CALLGOVAGY				0.6100 / 0.6013					
				5/26/2011	11/23/2010	PURC		25,000,000.00	25,076,079.18	0.00	0.00	(25,076,079.17)
490526	FED HM LN BK BD	/	CALLGOVAGY				0.6100 / 0.6013					
				5/26/2011	11/23/2010	PURC		25,000,000.00	25,076,079.18	0.00	0.00	(25,076,079.17)
491026	FANNIE MAE	/OPPENHEIMER & CO., INC	CALLGOVAGY				1.4000 / 1.3413					
				7/26/2013	11/24/2010	PURC		10,000,000.00	10,061,188.89	0.00	0.00	(10,061,188.89)
491027	FED HM LN BK BD	/CANTOR FITZGERALD	CALLGOVAGY				1.0000 / 0.9124					
				12/30/2013	11/24/2010	PURC		5,000,000.00	5,033,350.00	0.00	0.00	(5,033,350.00)
491328	FANNIE MAE	/DEUTSCHE	CALLGOVAGY				0.5500 / 0.5985					
				12/27/2012	11/29/2010	PURC		25,000,000.00	24,975,000.00	0.00	0.00	(24,975,000.00)
491335	FANNIE MAE	/	CALLGOVAGY				0.5000 / 0.4963					
				9/13/2013	11/29/2010	PURC		10,000,000.00	10,011,655.56	0.00	0.00	(10,011,655.56)
491337	FED HM LN BK BD	/	CALLGOVAGY				0.7500 / 0.7381					
				6/2/2011	11/29/2010	PURC		15,000,000.00	15,056,212.50	0.00	0.00	(15,056,212.50)
Sub Total:								542,549,000.00	547,722,682.13	426,044.80	120,587,520.85	(668,736,247.72)
Fund: Schools Money Market Fund												
423229	FED HM LN BK BD	/CRED SUIS SECURITIES	AGN FLOAT1				0.1480 / 0.1480					
				11/18/2010	11/18/2010	INT		0.00	0.00	0.00	(7,147.22)	7,147.22
				11/18/2010	11/18/2010	MAT		(50,000,000.00)	(50,000,000.00)	0.00	0.00	50,000,000.00
423230	FED HM LN BK BD	/CRED SUIS SECURITIES	AGN FLOAT1				0.1480 / 0.1480					
				11/18/2010	11/18/2010	INT		0.00	0.00	0.00	(2,144.17)	2,144.17
				11/18/2010	11/18/2010	MAT		(15,000,000.00)	(15,000,000.00)	0.00	0.00	15,000,000.00
424919	FED HM LN BK BD	/CRED SUIS SECURITIES	AGN FLOAT1				0.1641 / 0.1641					
				11/26/2010	11/26/2010	INT		0.00	0.00	0.00	(5,605.83)	5,605.83
				11/26/2010	11/26/2010	MAT		(35,000,000.00)	(35,000,478.51)	0.00	478.51	35,000,000.00

County of Orange Treasurer-Tax Collector's Office Detail Transaction Report

Transaction Date From 01-Nov-2010 To 30-Nov-2010
As at : 06-Dec-2010

Deal	Issuer	Broker	Inst Type	Maturity Date	Trans Date	Trans Type	Coupon/Yield(%)	Par Value	Cost	Purchased Interest	(Interest) Amort / (Accret) (Gain) / Loss	Settlement
Fund: Schools Money Market Fund												
428240	BAY AREA TOLL AUTHORITY	/STONE & YOUNGBERG	MBVARSFBT				0.2000 / -2.1598					
				11/1/2010	11/1/2010	INT		0.00	0.00	0.00	(1,221.83)	1,221.83
				11/1/2010	11/1/2010	MAT		(6,840,000.00)	(6,840,562.19)	0.00	562.19	6,840,000.00
428931	TOYOTA MOTOR CREDIT	/TOYOTA FINANCIAL SERVICES	MTNF				0.2331 / 0.2331					
				12/22/2010	11/18/2010	SALE		(20,000,000.00)	(20,000,000.00)	0.00	(5,523.75)	20,005,523.75
433664	ROYAL BANK OF CANADA	/RBC	YCDF				0.2331 / 0.2331					
				1/19/2011	11/19/2010	INT		0.00	0.00	0.00	(5,075.17)	5,075.17
433941	BAY AREA TOLL AUTHORITY	/JP MORGAN CHASE & CO	MBVARSFBT				0.1500 / -1.4799					
				11/1/2010	11/1/2010	INT		0.00	0.00	0.00	(1,992.50)	1,992.50
				11/1/2010	11/1/2010	MAT		(10,200,000.00)	(10,200,670.68)	0.00	670.68	10,200,000.00
435296	BAY AREA TOLL AUTHORITY	/STONE & YOUNGBERG	MBVARSFBT				0.1500 / -0.3942					
				11/1/2010	11/1/2010	INT		0.00	0.00	0.00	(1,616.60)	1,616.60
				11/1/2010	11/1/2010	MAT		(9,050,000.00)	(9,050,892.60)	0.00	892.60	9,050,000.00
436229	JP MORGAN CHASE & CO	/JP MORGAN CHASE & CO	MTNF				0.4213 / 0.2479					
				1/17/2011	11/12/2010	SALE		(5,000,000.00)	(5,008,285.00)	0.00	4,387.28	5,003,897.72
438128	BERKSHIRE HATHAWAY INC	/JP MORGAN CHASE & CO	MTNF				0.2300 / 0.2300					
				2/10/2011	11/10/2010	INT		0.00	0.00	0.00	(27,546.17)	27,546.17
438985	TOYOTA MOTOR CREDIT	/TOYOTA MOTOR CREDIT	MTNF				0.3298 / 0.3298					
				2/22/2011	11/22/2010	INT		0.00	0.00	0.00	(3,309.90)	3,309.90
438987	BAY AREA TOLL AUTHORITY	/JP MORGAN CHASE & CO	MBVARSFBT				0.2000 / -0.4466					
				11/1/2010	11/1/2010	INT		0.00	0.00	0.00	(781.37)	781.37
				11/1/2010	11/1/2010	MAT		(4,000,000.00)	(4,000,394.52)	0.00	394.52	4,000,000.00
440009	FED FARM CR BK	/DEUTSCHE	AGN FLOAT4				0.2000 / 0.2000					
				11/16/2010	11/16/2010	INT		0.00	0.00	0.00	(12,500.00)	12,500.00
				11/16/2010	11/16/2010	MAT		(25,000,000.00)	(25,000,000.00)	0.00	0.00	25,000,000.00
442667	ROYAL BANK OF CANADA	/RBC	YCDF				0.2300 / 0.2300					
				3/10/2011	11/10/2010	INT		0.00	0.00	0.00	(3,096.35)	3,096.35
453981	FED HM LN BK BD	/GOLDMAN SACHS GROUP INC	CALLGOVAGY				0.6000 / 0.6402					

County of Orange Treasurer-Tax Collector's Office Detail Transaction Report

Transaction Date From 01-Nov-2010 To 30-Nov-2010
As at : 06-Dec-2010

Deal	Issuer	Broker	Inst Type	Maturity Date	Trans Date	Trans Type	Coupon/Yield(%)	Par Value	Cost	Purchased Interest	(Interest) Amort / (Accret) (Gain) / Loss	Settlement
Fund: Schools Money Market Fund												
				5/10/2011	11/10/2010	EPAY PRI		(10,000,000.00)	(9,996,000.00)	0.00	0.00	9,996,000.00
				5/10/2011	11/10/2010	INT		0.00	0.00	0.00	(30,000.00)	30,000.00
454005	FED HM LN BK BD	/JP MORGAN CHASE & CO	CALLGOVAGY				0.6000 / 0.6301					
				5/10/2011	11/10/2010	EPAY PRI		(11,250,000.00)	(11,246,625.00)	0.00	0.00	11,246,625.00
				5/10/2011	11/10/2010	INT		0.00	0.00	0.00	(33,750.00)	33,750.00
456097	TORONTO DOMINION BANK NY	/TDSI	YCDF				0.3889 / 0.3889					
				5/19/2011	11/19/2010	INT		0.00	0.00	0.00	(3,955.73)	3,955.73
468027	FANNIE MAE	/JP MORGAN CHASE & CO	AGN FLOAT1				0.3028 / 0.2451					
				5/13/2011	11/13/2010	INT		0.00	0.00	0.00	(10,134.57)	10,134.57
469593	FED HM LN BK BD	/CASTLE OAK SECURITIES	AGN FLOAT3				0.3070 / 0.3070					
				7/29/2011	11/10/2010	INT		0.00	0.00	0.00	(1,020.81)	1,020.81
469608	FREDDIE MAC	/CASTLE OAK SECURITIES	AGN FLOAT1				0.2044 / 0.2044					
				2/1/2011	11/1/2010	INT		0.00	0.00	0.00	(3,328.66)	3,328.66
470093	FED HM LN BK BD	/JEFFERIES & COMPANY	AGNF1				0.3400 / 0.3400					
				5/3/2011	11/3/2010	INT		0.00	0.00	0.00	(8,500.00)	8,500.00
471101	RABOBANK NEDERLAND NV NY	/RBC	YCDF				0.3447 / 0.3447					
				2/9/2011	11/9/2010	INT		0.00	0.00	0.00	(2,381.94)	2,381.94
471399	FED HM LN BK BD	/CASTLE OAK SECURITIES	CALLGOVAGY				0.6000 / 0.5022					
				5/10/2011	11/10/2010	EPAY PRI		(10,000,000.00)	(10,022,300.00)	0.00	0.00	10,022,300.00
				5/10/2011	11/10/2010	INT		0.00	0.00	0.00	(30,000.00)	30,000.00
471766	FED FARM CR BK	/JEFFERIES & COMPANY	AGN FLOAT1				0.2400 / 0.2450					
				11/15/2010	11/15/2010	INT		0.00	0.00	0.00	(15,333.33)	15,333.33
				11/15/2010	11/15/2010	MAT		(25,000,000.00)	(25,014,505.83)	0.00	14,505.83	25,000,000.00
472705	BANK OF AMERICA CORP	/JEFFERIES & COMPANY	MTNF				0.4763 / 0.6795					
				8/15/2011	11/15/2010	INT		0.00	0.00	0.00	(119.07)	119.07
				8/15/2011	11/15/2010	INT		0.00	0.00	0.00	(10,834.69)	10,834.69
473797	JP MORGAN CHASE & CO	/JP MORGAN CHASE & CO	MTNF				0.5863 / 0.4068					
				8/15/2011	11/15/2010	INT		0.00	0.00	0.00	(162.85)	162.85

County of Orange Treasurer-Tax Collector's Office Detail Transaction Report

Transaction Date From 01-Nov-2010 To 30-Nov-2010
As at : 06-Dec-2010

Deal	Issuer	Broker	Inst Type	Maturity Date	Trans Date	Trans Type	Coupon/Yield(%)	Par Value	Cost	Purchased Interest	(Interest) Amort / (Accret) (Gain) / Loss	Settlement
Fund: Schools Money Market Fund												
				8/15/2011	11/15/2010	INT		0.00	0.00	0.00	(14,819.10)	14,819.10
474873	FED HM LN BK BD	/CASTLE OAK SECURITIES	CALLGOVAGY				0.6000 / 0.5060					
				5/10/2011	11/10/2010	EPAY PRI		(1,050,000.00)	(1,052,607.50)	0.00	0.00	1,052,607.50
				5/10/2011	11/10/2010	INT		0.00	0.00	0.00	(3,150.00)	3,150.00
475948	FED FARM CR BK	/OPPENHEIMER & CO., INC	AGNF1				3.8750 / 0.3137					
				8/25/2011	11/23/2010	SALE		(8,246,000.00)	(8,539,566.76)	0.00	(10,151.74)	8,549,718.50
475950	BANK OF AMERICA CORP	/JEFFERIES & COMPANY	MTNF				0.4763 / 0.6802					
				8/15/2011	11/15/2010	INT		0.00	0.00	0.00	(17.20)	17.20
				8/15/2011	11/15/2010	INT		0.00	0.00	0.00	(1,565.01)	1,565.01
479288	ROYAL BANK OF CANADA	/RBC	YCDF				0.4400 / 0.2200					
				11/18/2010	11/18/2010	INT		0.00	0.00	0.00	(8,050.00)	8,050.00
				11/18/2010	11/18/2010	MAT		(7,000,000.00)	(7,005,430.44)	0.00	5,430.44	7,000,000.00
479605	BANK OF AMERICA CORP	/JEFFERIES & COMPANY	MTNFFDIC				0.4888 / 0.6345					
				8/15/2011	11/15/2010	INT		0.00	0.00	0.00	(276.86)	276.86
				8/15/2011	11/15/2010	INT		0.00	0.00	0.00	(18,533.02)	18,533.02
481260	FANNIE MAE	/BNP PARIBAS	AGNF1				6.6250 / 0.1837					
				11/15/2010	11/15/2010	INT		0.00	0.00	0.00	(244,065.00)	244,065.00
				11/15/2010	11/15/2010	MAT		(7,368,000.00)	(7,610,317.15)	0.00	242,317.15	7,368,000.00
481261	FREDDIE MAC	/BNP PARIBAS	AGNF1				2.8750 / 0.1827					
				11/23/2010	11/23/2010	INT		0.00	0.00	0.00	(101,760.63)	101,760.63
				11/23/2010	11/23/2010	MAT		(7,079,000.00)	(7,178,829.63)	0.00	99,829.63	7,079,000.00
481263	FED HM LN BK BD	/BNP PARIBAS	AGYMAT				0.2800 / 0.1859					
				11/17/2010	11/17/2010	INT		0.00	0.00	0.00	(9,849.00)	9,849.00
				11/17/2010	11/17/2010	MAT		(7,035,000.00)	(7,043,176.23)	0.00	8,176.23	7,035,000.00
481504	WELLS FARGO BANK	/JEFFERIES & COMPANY	MTNF				0.6559 / 0.6073					
				10/15/2011	11/10/2010	INT		0.00	0.00	0.00	(237.09)	237.09
482282	WAL-MART STORES INC	/CRED SUIS SECURITIES	CP				0.1800 / 0.1800					
				11/8/2010	11/8/2010	MAT		(20,000,000.00)	(19,996,800.00)	0.00	(3,200.00)	20,000,000.00
482355	WAL-MART FUNDING CORP.	/CRED SUIS SECURITIES	ABCP				0.2500 / 0.2501					
				11/10/2010	11/10/2010	MAT		(25,000,000.00)	(24,994,270.83)	0.00	(5,729.17)	25,000,000.00
482773	WAL-MART FUNDING CORP.	/CRED SUIS SECURITIES	ABCP				0.2500 / 0.2501					

County of Orange Treasurer-Tax Collector's Office Detail Transaction Report

Transaction Date From 01-Nov-2010 To 30-Nov-2010
As at : 06-Dec-2010

Deal	Issuer	Broker	Inst Type	Maturity Date	Trans Date	Trans Type	Coupon/Yield(%)	Par Value	Cost	Purchased Interest	(Interest) Amort / (Accret) (Gain) / Loss	Settlement
Fund: Schools Money Market Fund												
482779	FED HM LN BK BD	/UBS FINANCIAL SERVICES	AGDN	11/10/2010	11/10/2010	MAT	0.1600 / 0.1600	(10,000,000.00)	(9,997,986.11)	0.00	(2,013.89)	10,000,000.00
483078	RABOBANK NEDERLAND NV NY	/JP MORGAN CHASE & CO	YCDF	11/5/2010	11/5/2010	MAT	0.3263 / 0.2867	(20,000,000.00)	(19,997,866.67)	0.00	(2,133.33)	20,000,000.00
483294	FANNIE MAE	/CRED SUIS SECURITIES	AGNF1	5/12/2011	11/12/2010	INT	1.1600 / 0.2842	0.00	0.00	0.00	(1,404.69)	1,404.69
483302	FED HM LN BK BD	/BANK OF AMERICA	CALLGOVAGY	9/8/2011	11/23/2010	SALE	0.3510 / 0.3443	(10,000,000.00)	(10,090,260.00)	0.00	(4,746.67)	10,095,006.67
484313	FED HM LN BK BD	/JP MORGAN CHASE & CO	AGNF1	9/26/2011	11/1/2010	EPAY PRI		(1,500,000.00)	(1,500,812.40)	0.00	0.00	1,500,812.40
				9/26/2011	11/1/2010	INT		0.00	0.00	0.00	(965.31)	965.31
485089	IBM CORP	/BARCLAYS CAPITAL	CP	11/18/2011	11/23/2010	SALE	0.1700 / 0.1700	(10,000,000.00)	(10,000,000.00)	0.00	(2,350.00)	10,002,350.00
485336	BNP PARIBAS FINANCE	/BNP PARIBAS	CP	11/1/2010	11/1/2010	MAT	0.2300 / 0.2300	(15,000,000.00)	(14,999,504.17)	0.00	(495.83)	15,000,000.00
485346	IBM CORP	/BANK OF AMERICA	CP	11/10/2010	11/10/2010	MAT	0.1700 / 0.1700	(10,000,000.00)	(9,999,041.67)	0.00	(958.33)	10,000,000.00
485594	NESTLE CAPITAL CORP	/GOLDMAN SACHS GROUP INC	CP	11/2/2010	11/2/2010	MAT	0.1200 / 0.1200	(15,000,000.00)	(14,999,504.17)	0.00	(495.83)	15,000,000.00
485599	IBM CORP	/CRED SUIS SECURITIES	CP	11/5/2010	11/5/2010	MAT	0.1700 / 0.1700	(15,000,000.00)	(14,999,550.00)	0.00	(450.00)	15,000,000.00
485600	IBM CORP	/BANK OF AMERICA	CP	11/3/2010	11/3/2010	MAT	0.1700 / 0.1700	(15,000,000.00)	(14,999,504.17)	0.00	(495.83)	15,000,000.00
485879	CHEVRON FUNDING	/CHEVRON	CP	11/1/2010	11/1/2010	MAT	0.1700 / 0.1700	(10,000,000.00)	(9,999,763.89)	0.00	(236.11)	10,000,000.00
				11/12/2010	11/12/2010	MAT		(15,000,000.00)	(14,998,937.50)	0.00	(1,062.50)	15,000,000.00

County of Orange
Treasurer-Tax Collector's Office
Detail Transaction Report

Transaction Date From 01-Nov-2010 To 30-Nov-2010
As at : 06-Dec-2010

Deal	Issuer	Broker	Inst Type	Maturity Date	Trans Date	Trans Type	Coupon/Yield(%)	Par Value	Cost	Purchased Interest	(Interest) Amort / (Accret) (Gain) / Loss	Settlement
Fund: Schools Money Market Fund												
485882	NESTLE CAPITAL CORP	/GOLDMAN SACHS GROUP INC	CP				0.1200 / 0.1200					
				11/4/2010	11/4/2010	MAT		(10,000,000.00)	(9,999,766.67)	0.00	(233.33)	10,000,000.00
485883	BNP PARIBAS FINANCE	/BNP PARIBAS	CP				0.2100 / 0.2100					
				11/4/2010	11/4/2010	MAT		(15,000,000.00)	(14,999,387.50)	0.00	(612.50)	15,000,000.00
485884	FREDDIE DISCOUNT	/CITIGROUP GLOBAL MARKETS	AGDN				0.1500 / 0.1500					
				11/22/2010	11/22/2010	MAT		(35,836,000.00)	(35,832,267.08)	0.00	(3,732.92)	35,836,000.00
485946	TORONTO DOMINION BANK NY	/TDSI	YCDF				0.3253 / 0.3253					
				10/28/2011	11/29/2010	INT		0.00	0.00	0.00	(2,891.64)	2,891.64
485948	TOYOTA MOTOR CREDIT	/TOYOTA MOTOR CREDIT	CP				0.1800 / 0.1800					
				11/3/2010	11/3/2010	MAT		(30,000,000.00)	(29,999,100.00)	0.00	(900.00)	30,000,000.00
486303	RABOBANK USA FINANCIAL CORP	/JP MORGAN CHASE & CO	CP				0.1900 / 0.1900					
				11/1/2010	11/1/2010	MAT		(25,000,000.00)	(24,999,604.17)	0.00	(395.83)	25,000,000.00
486304	NESTLE CAPITAL CORP	/CRED SUIS SECURITIES	CP				0.1600 / 0.1600					
				11/1/2010	11/1/2010	MAT		(25,000,000.00)	(24,999,666.67)	0.00	(333.33)	25,000,000.00
486307	GENERAL ELECTRIC CO	/CASTLE OAK SECURITIES	CP				0.1800 / 0.1800					
				11/5/2010	11/5/2010	MAT		(10,000,000.00)	(9,999,650.00)	0.00	(350.00)	10,000,000.00
486361	WELLS FARGO REPO	/	WFREPOS				0.1500 / 0.1500					
				11/1/2010	11/1/2010	INT		0.00	0.00	0.00	(7.65)	7.65
				11/1/2010	11/1/2010	MAT		(611,738.99)	(611,738.99)	0.00	0.00	611,738.99
486532	DUPONT EI DE NEMOURS CO	/GOLDMAN SACHS GROUP INC	CP				0.2000 / 0.2000					
				11/5/2010	11/1/2010	PURC		44,400,000.00	44,399,013.34	0.00	0.00	(44,399,013.33)
				11/5/2010	11/5/2010	MAT		(44,400,000.00)	(44,399,013.33)	0.00	(986.67)	44,400,000.00
486533	RABOBANK USA FINANCIAL CORP	/BARCLAYS CAPITAL	CP				0.1900 / 0.1900					
				11/10/2010	11/1/2010	PURC		15,000,000.00	14,999,287.50	0.00	0.00	(14,999,287.50)
				11/10/2010	11/10/2010	MAT		(15,000,000.00)	(14,999,287.50)	0.00	(712.50)	15,000,000.00

County of Orange Treasurer-Tax Collector's Office Detail Transaction Report

Transaction Date From 01-Nov-2010 To 30-Nov-2010
As at : 06-Dec-2010

Deal	Issuer	Broker	Inst Type	Maturity Date	Trans Date	Trans Type	Coupon/Yield(%)	Par Value	Cost	Purchased Interest	(Interest) Amort / (Accret) (Gain) / Loss	Settlement
Fund: Schools Money Market Fund												
486534	BNP PARIBAS NY BRANCH	/JP MORGAN CHASE BANK, NA	YCD				0.6300 / 0.2900					
				1/27/2011	11/1/2010	PURC		10,000,000.00	10,008,199.02	16,975.00	0.00	(10,025,174.02)
486540	FED HM LN BK BD	/JP MORGAN CHASE & CO	CALLGOVAGY				0.4000 / 0.4109					
				11/18/2011	11/1/2010	PURC		10,000,000.00	10,000,000.00	0.00	0.00	(10,000,000.00)
486601	WELLS FARGO REPO	/	WFREPOS				0.1500 / 0.1500					
				11/2/2010	11/1/2010	PURC		103,203.84	103,203.84	0.00	0.00	(103,203.84)
				11/2/2010	11/2/2010	INT		0.00	0.00	0.00	(0.43)	0.43
				11/2/2010	11/2/2010	MAT		(103,203.84)	(103,203.84)	0.00	0.00	103,203.84
486855	DUPONT EI DE NEMOURS CO	/CRED SUIS SECURITIES	CP				0.1900 / 0.1900					
				11/10/2010	11/2/2010	PURC		10,000,000.00	9,999,577.78	0.00	0.00	(9,999,577.78)
				11/10/2010	11/10/2010	MAT		(10,000,000.00)	(9,999,577.78)	0.00	(422.22)	10,000,000.00
486856	NESTLE CAPITAL CORP	/CRED SUIS SECURITIES	CP				0.1700 / 0.1700					
				11/30/2010	11/2/2010	PURC		25,000,000.00	24,996,694.45	0.00	0.00	(24,996,694.44)
				11/30/2010	11/30/2010	MAT		(25,000,000.00)	(24,996,694.44)	0.00	(3,305.56)	25,000,000.00
486864	AUTOMATIC DATA PROCESSING, INC	/BARCLAYS CAPITAL	CP				0.2300 / 0.2300					
				11/3/2010	11/2/2010	PURC		50,000,000.00	49,999,680.55	0.00	0.00	(49,999,680.56)
				11/3/2010	11/3/2010	MAT		(50,000,000.00)	(49,999,680.56)	0.00	(319.44)	50,000,000.00
486903	AUTOMATIC DATA PROCESSING, INC	/DEUTSCHE	CP				0.2200 / 0.2200					
				11/2/2010	11/1/2010	PURC		50,000,000.00	49,999,694.45	0.00	0.00	(49,999,694.44)
				11/2/2010	11/2/2010	MAT		(50,000,000.00)	(49,999,694.44)	0.00	(305.56)	50,000,000.00
486925	WELLS FARGO REPO	/	WFREPOS				0.1500 / 0.1500					
				11/3/2010	11/2/2010	PURC		90,467.19	90,467.19	0.00	0.00	(90,467.19)
				11/3/2010	11/3/2010	INT		0.00	0.00	0.00	(0.38)	0.38
				11/3/2010	11/3/2010	MAT		(90,467.19)	(90,467.19)	0.00	0.00	90,467.19
486933	NESTLE CAPITAL CORP	/CRED SUIS SECURITIES	CP				0.1700 / 0.1700					
				12/1/2010	11/3/2010	PURC		10,000,000.00	9,998,677.78	0.00	0.00	(9,998,677.78)
486934	JP MORGAN CHASE & CO	/JP MORGAN CHASE & CO	CP				0.1800 / 0.1800					
				11/4/2010	11/3/2010	PURC		10,000,000.00	9,999,950.00	0.00	0.00	(9,999,950.00)
				11/4/2010	11/4/2010	MAT		(10,000,000.00)	(9,999,950.00)	0.00	(50.00)	10,000,000.00

County of Orange Treasurer-Tax Collector's Office Detail Transaction Report

Transaction Date From 01-Nov-2010 To 30-Nov-2010
As at : 06-Dec-2010

Deal	Issuer	Broker	Inst Type	Maturity Date	Trans Date	Trans Type	Coupon/Yield(%)	Par Value	Cost	Purchased Interest	(Interest) Amort / (Accret) (Gain) / Loss	Settlement
Fund: Schools Money Market Fund												
486937	RABOBANK USA FINANCIAL CORP	/MORGAN STANLEY	CP				0.1900 / 0.1900					
				11/17/2010	11/3/2010	PURC		10,000,000.00	9,999,261.11	0.00	0.00	(9,999,261.11)
				11/17/2010	11/17/2010	MAT		(10,000,000.00)	(9,999,261.11)	0.00	(738.89)	10,000,000.00
487130	ROYAL BANK OF CANADA	/JP MORGAN CHASE & CO	YCDF				2.2538 / 2.1998					
				12/3/2010	11/3/2010	PURC		10,000,000.00	10,000,450.00	0.00	0.00	(10,000,450.00)
487131	AUTOMATIC DATA PROCESSING, INC	/BANK OF AMERICA	CP				0.2000 / 0.2000					
				11/4/2010	11/3/2010	PURC		50,000,000.00	49,999,722.20	0.00	0.00	(49,999,722.22)
				11/4/2010	11/4/2010	MAT		(50,000,000.00)	(49,999,722.22)	0.00	(277.78)	50,000,000.00
487136	PROCTER & GAMBLE	/BANK OF AMERICA	CP				0.1800 / 0.1800					
				11/10/2010	11/3/2010	PURC		10,000,000.00	9,999,650.00	0.00	0.00	(9,999,650.00)
				11/10/2010	11/10/2010	MAT		(10,000,000.00)	(9,999,650.00)	0.00	(350.00)	10,000,000.00
487170	WELLS FARGO REPO	/	WFREPOS				0.1500 / 0.1500					
				11/4/2010	11/3/2010	PURC		152,185.95	152,185.95	0.00	0.00	(152,185.95)
				11/4/2010	11/4/2010	INT		0.00	0.00	0.00	(0.63)	0.63
				11/4/2010	11/4/2010	MAT		(152,185.95)	(152,185.95)	0.00	0.00	152,185.95
487175	RABOBANK USA FINANCIAL CORP	/BARCLAYS CAPITAL	CP				0.1900 / 0.1900					
				11/19/2010	11/4/2010	PURC		10,000,000.00	9,999,208.33	0.00	0.00	(9,999,208.33)
				11/19/2010	11/19/2010	MAT		(10,000,000.00)	(9,999,208.33)	0.00	(791.67)	10,000,000.00
487176	PRIVATE EXPORT FUND CORP	/JP MORGAN CHASE & CO	CP				0.1900 / 0.1901					
				1/3/2011	11/4/2010	PURC		25,000,000.00	24,992,083.33	0.00	0.00	(24,992,083.33)
487388	NETJETS INC.	/GOLDMAN SACHS GROUP INC	CP				0.1800 / 0.1800					
				11/23/2010	11/4/2010	PURC		15,000,000.00	14,998,575.00	0.00	0.00	(14,998,575.00)
				11/23/2010	11/23/2010	MAT		(15,000,000.00)	(14,998,575.00)	0.00	(1,425.00)	15,000,000.00
487389	IBM CORP	/CRED SUIS SECURITIES	CP				0.1800 / 0.1800					
				12/9/2010	11/4/2010	PURC		10,000,000.00	9,998,250.00	0.00	0.00	(9,998,250.00)
487404	FED FARM CR BK	/CASTLE OAK SECURITIES	AGN FLOAT4				0.2500 / 0.2500					
				11/4/2011	11/4/2010	PURC		15,000,000.00	15,000,000.00	0.00	0.00	(15,000,000.00)
487450	WELLS FARGO REPO	/	WFREPOS				0.1500 / 0.1500					
				11/5/2010	11/4/2010	PURC		45,350.64	45,350.64	0.00	0.00	(45,350.64)

County of Orange Treasurer-Tax Collector's Office Detail Transaction Report

Transaction Date From 01-Nov-2010 To 30-Nov-2010
As at : 06-Dec-2010

Deal	Issuer	Broker	Inst Type	Maturity Date	Trans Date	Trans Type	Coupon/Yield(%)	Par Value	Cost	Purchased Interest	(Interest) Amort / (Accret) (Gain) / Loss	Settlement
Fund: Schools Money Market Fund												
				11/5/2010	11/5/2010	INT		0.00	0.00	0.00	(0.19)	0.19
				11/5/2010	11/5/2010	MAT		(45,350.64)	(45,350.64)	0.00	0.00	45,350.64
487458	GENERAL ELECTRIC CO	/CASTLE OAK SECURITIES	CP				0.1900 / 0.1900					
				11/19/2010	11/5/2010	PURC		10,000,000.00	9,999,261.11	0.00	0.00	(9,999,261.11)
				11/19/2010	11/19/2010	MAT		(10,000,000.00)	(9,999,261.11)	0.00	(738.89)	10,000,000.00
487692	AUTOMATIC DATA PROCESSING, INC	/BARCLAYS CAPITAL	CP				0.1900 / 0.1900					
				11/8/2010	11/5/2010	PURC		24,000,000.00	23,999,620.01	0.00	0.00	(23,999,620.00)
				11/8/2010	11/8/2010	MAT		(24,000,000.00)	(23,999,620.00)	0.00	(380.00)	24,000,000.00
487694	FREDDIE MAC	/CASTLE OAK SECURITIES	CALLGOVAGY				3.1250 / 3.1125					
				11/12/2015	11/5/2010	PURC		27,061,000.00	27,482,863.70	0.00	0.00	(27,482,863.70)
				11/12/2015	11/12/2010	EPAY PRI		(27,061,000.00)	(27,482,863.70)	0.00	0.00	27,482,863.70
				11/12/2015	11/12/2010	INT		0.00	0.00	0.00	(422,828.13)	422,828.13
487741	WELLS FARGO REPO	/	WFREPOS				0.1500 / 0.1500					
				11/8/2010	11/5/2010	PURC		656,212.68	656,212.68	0.00	0.00	(656,212.68)
				11/8/2010	11/8/2010	INT		0.00	0.00	0.00	(8.20)	8.20
				11/8/2010	11/8/2010	MAT		(656,212.68)	(656,212.68)	0.00	0.00	656,212.68
487907	GENERAL ELEC CAP CORP	/CASTLE OAK SECURITIES	CP				0.1900 / 0.1900					
				11/19/2010	11/8/2010	PURC		5,000,000.00	4,999,709.72	0.00	0.00	(4,999,709.72)
				11/19/2010	11/19/2010	MAT		(5,000,000.00)	(4,999,709.72)	0.00	(290.28)	5,000,000.00
487908	BNP PARIBAS FINANCE	/BNP PARIBAS	CP				0.2400 / 0.2400					
				11/29/2010	11/8/2010	PURC		20,000,000.00	19,997,200.00	0.00	0.00	(19,997,200.00)
				11/29/2010	11/29/2010	MAT		(20,000,000.00)	(19,997,200.00)	0.00	(2,800.00)	20,000,000.00
487909	WAL-MART STORES INC	/CRED SUIS SECURITIES	CP				0.1700 / 0.1700					
				11/30/2010	11/8/2010	PURC		21,000,000.00	20,997,818.33	0.00	0.00	(20,997,818.33)
				11/30/2010	11/30/2010	MAT		(21,000,000.00)	(20,997,818.33)	0.00	(2,181.67)	21,000,000.00
487952	WELLS FARGO REPO	/	WFREPOS				0.1500 / 0.1500					
				11/9/2010	11/8/2010	PURC		220,936.67	220,936.67	0.00	0.00	(220,936.67)
				11/9/2010	11/9/2010	INT		0.00	0.00	0.00	(0.92)	0.92
				11/9/2010	11/9/2010	MAT		(220,936.67)	(220,936.67)	0.00	0.00	220,936.67
487962	CHEVRON FUNDING	/CHEVRON	CP				0.1700 / 0.1700					
				11/30/2010	11/9/2010	PURC		8,000,000.00	7,999,206.67	0.00	0.00	(7,999,206.67)

County of Orange Treasurer-Tax Collector's Office Detail Transaction Report

Transaction Date From 01-Nov-2010 To 30-Nov-2010
As at : 06-Dec-2010

Deal	Issuer	Broker	Inst Type	Maturity Date	Trans Date	Trans Type	Coupon/Yield(%)	Par Value	Cost	Purchased Interest	(Interest) Amort / (Accret) (Gain) / Loss	Settlement
Fund: Schools Money Market Fund												
487966	JP MORGAN CHASE & CO	/JP MORGAN CHASE & CO	CP	11/30/2010	11/30/2010	MAT	0.1500 / 0.1500	(8,000,000.00)	(7,999,206.67)	0.00	(793.33)	8,000,000.00
				11/30/2010	11/9/2010	PURC		15,000,000.00	14,998,687.50	0.00	0.00	(14,998,687.50)
487969	TORONTO DOMINION	/BANK OF AMERICA	CP	11/30/2010	11/30/2010	MAT	0.2000 / 0.2000	(15,000,000.00)	(14,998,687.50)	0.00	(1,312.50)	15,000,000.00
488253	WELLS FARGO REPO	/	WFREPOS	12/10/2010	11/9/2010	PURC	0.1500 / 0.1500	14,000,000.00	13,997,588.89	0.00	0.00	(13,997,588.89)
				11/10/2010	11/9/2010	PURC		100,996.35	100,996.35	0.00	0.00	(100,996.35)
				11/10/2010	11/10/2010	INT		0.00	0.00	0.00	(0.42)	0.42
488506	CHEVRON FUNDING	/CHEVRON	CP	11/10/2010	11/10/2010	MAT	0.1700 / 0.1700	(100,996.35)	(100,996.35)	0.00	0.00	100,996.35
				11/30/2010	11/10/2010	PURC		42,000,000.00	41,996,033.31	0.00	0.00	(41,996,033.33)
488508	PROCTER & GAMBLE	/JP MORGAN CHASE & CO	CP	11/30/2010	11/30/2010	MAT	0.1800 / 0.1800	(42,000,000.00)	(41,996,033.33)	0.00	(3,966.67)	42,000,000.00
				11/30/2010	11/10/2010	PURC		20,000,000.00	19,998,000.00	0.00	0.00	(19,998,000.00)
488511	WAL-MART FUNDING CORP.	/CRED SUIS SECURITIES	ABCP	11/30/2010	11/30/2010	MAT	0.2500 / 0.2501	(20,000,000.00)	(19,998,000.00)	0.00	(2,000.00)	20,000,000.00
				12/10/2010	11/10/2010	PURC		30,000,000.00	29,993,750.01	0.00	0.00	(29,993,750.00)
488591	WELLS FARGO REPO	/	WFREPOS	11/12/2010	11/10/2010	PURC	0.1500 / 0.1500	98,792.14	98,792.14	0.00	0.00	(98,792.14)
				11/12/2010	11/12/2010	INT		0.00	0.00	0.00	(0.82)	0.82
				11/12/2010	11/12/2010	MAT		(98,792.14)	(98,792.14)	0.00	0.00	98,792.14
488596	JP MORGAN CHASE & CO	/JEFFERIES & COMPANY	MTNFDIC				3.1250 / 0.3239					
				12/1/2011	11/12/2010	PURC		4,100,000.00	4,277,897.83	0.00	0.00	(4,277,897.83)
488605	RABOBANK NEDERLAND NV NY	/UBS FINANCIAL SERVICES	YCDF				0.3234 / 0.3234					
				11/10/2011	11/12/2010	PURC		10,000,000.00	10,000,000.00	0.00	0.00	(10,000,000.00)
488800	BANK OF AMERICA CORP	/BANK OF AMERICA	CP				0.2200 / 0.2200					
				12/8/2010	11/12/2010	PURC		5,000,000.00	4,999,205.56	0.00	0.00	(4,999,205.56)

County of Orange Treasurer-Tax Collector's Office Detail Transaction Report

Transaction Date From 01-Nov-2010 To 30-Nov-2010
As at : 06-Dec-2010

Deal	Issuer	Broker	Inst Type	Maturity Date	Trans Date	Trans Type	Coupon/Yield(%)	Par Value	Cost	Purchased Interest	(Interest) Amort / (Accret) (Gain) / Loss	Settlement
Fund: Schools Money Market Fund												
488801	RABOBANK NEDERLAND NV NY	/BARCLAY CAPITAL	CP				0.1800 / 0.1800					
				11/15/2010	11/12/2010	PURC		3,935,000.00	3,934,940.98	0.00	0.00	(3,934,940.98)
				11/15/2010	11/15/2010	MAT		(3,935,000.00)	(3,934,940.98)	0.00	(59.02)	3,935,000.00
488803	NESTLE CAPITAL CORP	/CITIGROUP GLOBAL MARKETS	CP				0.1300 / 0.1300					
				12/6/2010	11/12/2010	PURC		5,000,000.00	4,999,566.67	0.00	0.00	(4,999,566.67)
488836	WELLS FARGO REPO	/	WFREPOS				0.1500 / 0.1500					
				11/15/2010	11/12/2010	PURC		827,307.99	827,307.99	0.00	0.00	(827,307.99)
				11/15/2010	11/15/2010	INT		0.00	0.00	0.00	(10.34)	10.34
				11/15/2010	11/15/2010	MAT		(827,307.99)	(827,307.99)	0.00	0.00	827,307.99
488845	RABOBANK USA FINANCIAL CORP	/JP MORGAN CHASE & CO	CP				0.2200 / 0.2200					
				11/16/2010	11/15/2010	PURC		5,000,000.00	4,999,969.44	0.00	0.00	(4,999,969.44)
				11/16/2010	11/16/2010	MAT		(5,000,000.00)	(4,999,969.44)	0.00	(30.56)	5,000,000.00
488846	BANK OF AMERICA CORP	/BANK OF AMERICA	CP				0.2100 / 0.2100					
				11/16/2010	11/15/2010	PURC		10,000,000.00	9,999,941.67	0.00	0.00	(9,999,941.67)
				11/16/2010	11/16/2010	MAT		(10,000,000.00)	(9,999,941.67)	0.00	(58.33)	10,000,000.00
489085	WELLS FARGO REPO	/	WFREPOS				0.1500 / 0.1500					
				11/16/2010	11/15/2010	PURC		504,770.11	504,770.11	0.00	0.00	(504,770.11)
				11/16/2010	11/16/2010	INT		0.00	0.00	0.00	(2.10)	2.10
				11/16/2010	11/16/2010	MAT		(504,770.11)	(504,770.11)	0.00	0.00	504,770.11
489086	JOHNSON & JOHNSON	/JP MORGAN CHASE & CO	CP				0.1400 / 0.1400					
				11/30/2010	11/16/2010	PURC		19,000,000.00	18,998,965.56	0.00	0.00	(18,998,965.56)
				11/30/2010	11/30/2010	MAT		(19,000,000.00)	(18,998,965.56)	0.00	(1,034.44)	19,000,000.00
489089	DUPONT EI DE NEMOURS CO	/CRED SUIS SECURITIES	CP				0.1700 / 0.1700					
				11/17/2010	11/16/2010	PURC		17,500,000.00	17,499,917.37	0.00	0.00	(17,499,917.36)
				11/17/2010	11/17/2010	MAT		(17,500,000.00)	(17,499,917.36)	0.00	(82.64)	17,500,000.00
489093	AUTOMATIC DATA PROCESSING, INC	/CITIGROUP GLOBAL MARKETS	CP				0.2300 / 0.2300					
				11/17/2010	11/16/2010	PURC		14,300,000.00	14,299,908.64	0.00	0.00	(14,299,908.64)
				11/17/2010	11/17/2010	MAT		(14,300,000.00)	(14,299,908.64)	0.00	(91.36)	14,300,000.00

County of Orange Treasurer-Tax Collector's Office Detail Transaction Report

Transaction Date From 01-Nov-2010 To 30-Nov-2010
As at : 06-Dec-2010

Deal	Issuer	Broker	Inst Type	Maturity Date	Trans Date	Trans Type	Coupon/Yield(%)	Par Value	Cost	Purchased Interest	(Interest) Amort / (Accret) (Gain) / Loss	Settlement
Fund: Schools Money Market Fund												
489351	WELLS FARGO REPO	/	WFREPOS				0.1500 / 0.1500					
				11/17/2010	11/16/2010	PURC		689,825.62	689,825.62	0.00	0.00	(689,825.62)
				11/17/2010	11/17/2010	INT		0.00	0.00	0.00	(2.87)	2.87
				11/17/2010	11/17/2010	MAT		(689,825.62)	(689,825.62)	0.00	0.00	689,825.62
489538	AUTOMATIC DATA PROCESSING, INC	/BARCLAYS CAPITAL	CP				0.2100 / 0.2100					
				11/18/2010	11/17/2010	PURC		45,000,000.00	44,999,737.52	0.00	0.00	(44,999,737.50)
				11/18/2010	11/18/2010	MAT		(45,000,000.00)	(44,999,737.50)	0.00	(262.50)	45,000,000.00
489576	WELLS FARGO REPO	/	WFREPOS				0.1500 / 0.1500					
				11/18/2010	11/17/2010	PURC		145,909.95	145,909.95	0.00	0.00	(145,909.95)
				11/18/2010	11/18/2010	INT		0.00	0.00	0.00	(0.61)	0.61
				11/18/2010	11/18/2010	MAT		(145,909.95)	(145,909.95)	0.00	0.00	145,909.95
489578	IBM CORP	/CITIGROUP GLOBAL MARKETS	CP				0.1700 / 0.1700					
				12/6/2010	11/18/2010	PURC		18,500,000.00	18,498,427.50	0.00	0.00	(18,498,427.50)
489579	RABOBANK USA FINANCIAL CORP	/JP MORGAN CHASE & CO	CP				0.2000 / 0.2000					
				11/19/2010	11/18/2010	PURC		15,000,000.00	14,999,916.68	0.00	0.00	(14,999,916.67)
				11/19/2010	11/19/2010	MAT		(15,000,000.00)	(14,999,916.67)	0.00	(83.33)	15,000,000.00
489867	FED HM LN BK BD	/JP MORGAN CHASE & CO	CALLGOVAGY				1.8750 / 1.8726					
				11/19/2012	11/18/2010	PURC		50,000,000.00	50,468,465.85	0.00	0.00	(50,468,465.83)
				11/19/2012	11/19/2010	EPAY PRI		(50,000,000.00)	(50,468,465.83)	0.00	0.00	50,468,465.83
				11/19/2012	11/19/2010	INT		0.00	0.00	0.00	(468,750.00)	468,750.00
489868	US TREASURY N/B	/BARCLAY CAPITAL	TRBD				1.2500 / 0.1521					
				11/30/2010	11/18/2010	PURC		50,000,000.00	50,017,976.50	292,008.20	0.00	(50,309,984.70)
				11/30/2010	11/30/2010	INT		0.00	0.00	0.00	(312,500.00)	312,500.00
				11/30/2010	11/30/2010	MAT		(50,000,000.00)	(50,017,976.50)	0.00	17,976.50	50,000,000.00
489873	TOYOTA MOTOR CREDIT	/RBC	MTNF				0.4200 / 0.4200					
				11/22/2011	11/18/2010	PURC		15,000,000.00	15,000,000.00	0.00	0.00	(15,000,000.00)
489912	WELLS FARGO REPO	/	WFREPOS				0.1500 / 0.1500					
				11/19/2010	11/18/2010	PURC		122,217.79	122,217.79	0.00	0.00	(122,217.79)
				11/19/2010	11/19/2010	INT		0.00	0.00	0.00	(0.51)	0.51
				11/19/2010	11/19/2010	MAT		(122,217.79)	(122,217.79)	0.00	0.00	122,217.79

County of Orange Treasurer-Tax Collector's Office Detail Transaction Report

Transaction Date From 01-Nov-2010 To 30-Nov-2010
As at : 06-Dec-2010

Deal	Issuer	Broker	Inst Type	Maturity Date	Trans Date	Trans Type	Coupon/Yield(%)	Par Value	Cost	Purchased Interest	(Interest) Amort / (Accret) (Gain) / Loss	Settlement
Fund: Schools Money Market Fund												
490142	CHEVRON FUNDING	/CHEVRON	CP				0.1700 / 0.1700					
				12/10/2010	11/19/2010	PURC		10,000,000.00	9,999,008.33	0.00	0.00	(9,999,008.33)
490143	RABOBANK USA FINANCIAL CORP	/BARCLAYS CAPITAL	CP				0.1900 / 0.1900					
				11/22/2010	11/19/2010	PURC		20,000,000.00	19,999,683.32	0.00	0.00	(19,999,683.33)
				11/22/2010	11/22/2010	MAT		(20,000,000.00)	(19,999,683.33)	0.00	(316.67)	20,000,000.00
490144	GENERAL ELECTRIC CO	/CASTLE OAK SECURITIES	CP				0.1900 / 0.1900					
				12/10/2010	11/19/2010	PURC		15,000,000.00	14,998,337.51	0.00	0.00	(14,998,337.50)
490149	AUTOMATIC DATA PROCESSING, INC	/CITIGROUP GLOBAL MARKETS	CP				0.2100 / 0.2100					
				11/22/2010	11/19/2010	PURC		21,000,000.00	20,999,632.50	0.00	0.00	(20,999,632.50)
				11/22/2010	11/22/2010	MAT		(21,000,000.00)	(20,999,632.50)	0.00	(367.50)	21,000,000.00
490153	US TREASURY N/B	/UBS FINANCIAL SERVICES	TRBD				1.1250 / 0.3242					
				12/15/2011	11/19/2010	PURC		20,000,000.00	20,171,093.74	96,516.40	0.00	(20,267,610.14)
				12/15/2011	11/23/2010	SALE		(20,000,000.00)	(20,171,093.74)	0.00	15,101,818.64	5,069,275.10
490158	FHLB DISC CORP	/GOLDMAN SACHS GROUP INC	AGDN				0.1500 / 0.1500					
				12/17/2010	11/19/2010	PURC		20,000,000.00	19,997,666.66	0.00	0.00	(19,997,666.67)
490169	FED HM LN BK BD	/	CALLGOVAGY				0.4300 / 0.4051					
				10/7/2011	11/19/2010	PURC		15,000,000.00	15,012,437.51	0.00	0.00	(15,012,437.50)
490179	FED HM LN BK BD	/	CALLGOVAGY				0.7500 / 0.7087					
				6/2/2011	11/19/2010	PURC		10,000,000.00	10,036,991.67	0.00	0.00	(10,036,991.67)
490180	FED HM LN BK BD	/	CALLGOVAGY				0.7500 / 0.7087					
				6/2/2011	11/19/2010	PURC		10,000,000.00	10,036,991.67	0.00	0.00	(10,036,991.67)
490421	RABOBANK USA FINANCIAL CORP	/JP MORGAN CHASE & CO	CP				0.2000 / 0.2000					
				11/23/2010	11/22/2010	PURC		20,000,000.00	19,999,888.88	0.00	0.00	(19,999,888.89)
				11/23/2010	11/23/2010	MAT		(20,000,000.00)	(19,999,888.89)	0.00	(111.11)	20,000,000.00
490428	FED FARM CR BK	/MORGAN STANLEY	CALLGOVAGY				2.8400 / 2.8226					
				12/1/2014	11/22/2010	PURC		18,430,000.00	18,690,673.92	0.00	0.00	(18,690,673.92)
490485	WELLS FARGO REPO	/	WFREPOS				0.1500 / 0.1500					
				11/23/2010	11/22/2010	PURC		12,535,831.47	12,535,831.47	0.00	0.00	(12,535,831.47)
				11/23/2010	11/23/2010	INT		0.00	0.00	0.00	(52.23)	52.23

County of Orange Treasurer-Tax Collector's Office Detail Transaction Report

Transaction Date From 01-Nov-2010 To 30-Nov-2010
As at : 06-Dec-2010

Deal	Issuer	Broker	Inst Type	Maturity Date	Trans Date	Trans Type	Coupon/Yield(%)	Par Value	Cost	Purchased Interest	(Interest) Amort / (Accret) (Gain) / Loss	Settlement
Fund: Schools Money Market Fund												
				11/23/2010	11/23/2010	MAT		(12,535,831.47)	(12,535,831.47)	0.00	0.00	12,535,831.47
490498	RABOBANK USA FINANCIAL CORP	/MORGAN STANLEY	CP				0.2000 / 0.2000					
				12/13/2010	11/23/2010	PURC		10,000,000.00	9,998,888.89	0.00	0.00	(9,998,888.89)
490501	FED HM LN BK BD	/MORGAN STANLEY	CALLGOVAGY				0.3500 / 0.3500					
				11/23/2011	11/23/2010	PURC		15,000,000.00	15,000,000.00	0.00	0.00	(15,000,000.00)
490503	FED HM LN BK BD	/CRED SUIS SECURITIES	CALLGOVAGY				0.3000 / 0.3351					
				11/23/2011	11/23/2010	PURC		10,000,000.00	9,996,500.00	0.00	0.00	(9,996,500.00)
490504	FED HM LN BK BD	/CRED SUIS SECURITIES	CALLGOVAGY				0.3000 / 0.3351					
				11/23/2011	11/23/2010	PURC		12,500,000.00	12,495,625.00	0.00	0.00	(12,495,625.00)
490512	AUTOMATIC DATA PROCESSING, INC	/BANK OF AMERICA	CP				0.1900 / 0.1900					
				11/24/2010	11/23/2010	PURC		15,000,000.00	14,999,920.83	0.00	0.00	(14,999,920.83)
				11/24/2010	11/24/2010	MAT		(15,000,000.00)	(14,999,920.83)	0.00	(79.17)	15,000,000.00
490514	IBM CORP	/BARCLAYS CAPITAL	CP				0.2000 / 0.2000					
				12/1/2010	11/23/2010	PURC		10,000,000.00	9,999,555.56	0.00	0.00	(9,999,555.56)
490518	FED HM LN BK BD	/UBS FINANCIAL SERVICES	CALLGOVAGY				0.3500 / 0.3500					
				11/23/2011	11/23/2010	PURC		10,000,000.00	10,000,000.00	0.00	0.00	(10,000,000.00)
490532	FED HM LN BK BD	/	AGYMAT				0.3000 / 0.3043					
				11/16/2011	11/23/2010	PURC		10,000,000.00	10,002,153.33	0.00	0.00	(10,002,153.33)
490771	WELLS FARGO REPO	/	WFREPOS				0.1500 / 0.1500					
				11/24/2010	11/23/2010	PURC		417,926.58	417,926.58	0.00	0.00	(417,926.58)
				11/24/2010	11/24/2010	INT		0.00	0.00	0.00	(1.74)	1.74
				11/24/2010	11/24/2010	MAT		(417,926.58)	(417,926.58)	0.00	0.00	417,926.58
491001	RABOBANK USA FINANCIAL CORP	/BARCLAYS CAPITAL	CP				0.2000 / 0.2000					
				11/30/2010	11/24/2010	PURC		15,000,000.00	14,999,500.01	0.00	0.00	(14,999,500.00)
				11/30/2010	11/30/2010	MAT		(15,000,000.00)	(14,999,500.00)	0.00	(500.00)	15,000,000.00
491002	FREDDIE DISCOUNT	/CRED SUIS SECURITIES	AGDN				0.1650 / 0.1650					
				12/20/2010	11/24/2010	PURC		33,000,000.00	32,996,067.49	0.00	0.00	(32,996,067.50)
491019	AUTOMATIC DATA PROCESSING, INC	/BANK OF AMERICA	CP				0.1900 / 0.1900					
				11/29/2010	11/24/2010	PURC		50,000,000.00	49,998,680.55	0.00	0.00	(49,998,680.56)
				11/29/2010	11/29/2010	MAT		(50,000,000.00)	(49,998,680.56)	0.00	(1,319.44)	50,000,000.00

County of Orange Treasurer-Tax Collector's Office Detail Transaction Report

Transaction Date From 01-Nov-2010 To 30-Nov-2010
As at : 06-Dec-2010

Deal	Issuer	Broker	Inst Type	Maturity Date	Trans Date	Trans Type	Coupon/Yield(%)	Par Value	Cost	Purchased Interest	(Interest) Amort / (Accret) (Gain) / Loss	Settlement
Fund: Schools Money Market Fund												
491021	AUTOMATIC DATA PROCESSING, INC	/BARCLAYS CAPITAL	CP				0.2000 / 0.2000					
				11/29/2010	11/24/2010	PURC		10,000,000.00	9,999,722.22	0.00	0.00	(9,999,722.22)
				11/29/2010	11/29/2010	MAT		(10,000,000.00)	(9,999,722.22)	0.00	(277.78)	10,000,000.00
491022	FHLB DISC CORP	/RBC	AGDN				0.1650 / 0.1650					
				12/22/2010	11/24/2010	PURC		50,000,000.00	49,993,583.35	0.00	0.00	(49,993,583.33)
491023	FHLB DISC CORP	/UBS FINANCIAL SERVICES	AGDN				0.1700 / 0.1700					
				12/22/2010	11/24/2010	PURC		20,000,000.00	19,997,355.56	0.00	0.00	(19,997,355.56)
491028	ROYAL BANK OF CANADA	/RBC	YCDF				0.3500 / 0.2801					
				2/14/2011	11/24/2010	INT		0.00	0.00	0.00	(17.77)	17.77
				2/14/2011	11/24/2010	PURC		8,000,000.00	8,002,205.33	0.00	0.00	(8,002,205.33)
491036	US TREASURY N/B	/GOLDMAN SACHS GROUP INC	TRBD				1.1250 / 0.3250					
				12/15/2011	11/24/2010	PURC		10,000,000.00	10,084,375.00	49,795.08	0.00	(10,134,170.08)
491037	FREDDIE MAC	/GOLDMAN SACHS GROUP INC	AGNF1				5.8750 / 0.2494					
				3/21/2011	11/24/2010	PURC		3,300,000.00	3,394,186.13	0.00	0.00	(3,394,186.13)
491105	WELLS FARGO REPO	/	WFREPOS				0.1500 / 0.1500					
				11/26/2010	11/24/2010	PURC		280,278.17	280,278.17	0.00	0.00	(280,278.17)
				11/26/2010	11/26/2010	INT		0.00	0.00	0.00	(2.34)	2.34
				11/26/2010	11/26/2010	MAT		(280,278.17)	(280,278.17)	0.00	0.00	280,278.17
491107	WELLS FARGO REPO	/	WFREPOS				0.1500 / 0.1500					
				11/29/2010	11/26/2010	PURC		28,073,625.50	28,073,625.50	0.00	0.00	(28,073,625.50)
				11/29/2010	11/29/2010	INT		0.00	0.00	0.00	(350.92)	350.92
				11/29/2010	11/29/2010	MAT		(28,073,625.50)	(28,073,625.50)	0.00	0.00	28,073,625.50
491331	US TREASURY N/B	/UBS FINANCIAL SERVICES	TBILL				0.1550 / 0.1550					
				12/23/2010	11/29/2010	PURC		20,000,000.00	19,997,933.32	0.00	0.00	(19,997,933.33)
491332	US TREASURY N/B	/UBS FINANCIAL SERVICES	TBILL				0.1680 / 0.1680					
				12/30/2010	11/29/2010	PURC		15,000,000.00	14,997,830.00	0.00	0.00	(14,997,830.00)
491336	FHLB DISC CORP	/JP MORGAN CHASE & CO	AGDN				0.1700 / 0.1700					
				12/27/2010	11/29/2010	PURC		20,000,000.00	19,997,355.56	0.00	0.00	(19,997,355.56)

County of Orange Treasurer-Tax Collector's Office Detail Transaction Report

Transaction Date From 01-Nov-2010 To 30-Nov-2010
As at : 06-Dec-2010

Deal	Issuer	Broker	Inst Type	Maturity Date	Trans Date	Trans Type	Coupon/Yield(%)	Par Value	Cost	Purchased Interest	(Interest) Amort / (Accret) (Gain) / Loss	Settlement
Fund: Schools Money Market Fund												
491338	FHLB DISC CORP	/BANK OF AMERICA	AGDN				0.1400 / 0.1400					
				12/10/2010	11/29/2010	PURC		13,000,000.00	12,999,443.89	0.00	0.00	(12,999,443.89)
491339	NETJETS INC.	/GOLDMAN SACHS GROUP INC	CP				0.1900 / 0.1900					
				12/2/2010	11/29/2010	PURC		15,000,000.00	14,999,762.51	0.00	0.00	(14,999,762.50)
491348	BNP PARIBAS FINANCE	/BNP PARIBAS	CP				0.2100 / 0.2100					
				12/10/2010	11/29/2010	PURC		15,000,000.00	14,999,037.50	0.00	0.00	(14,999,037.50)
491359	IBM CORP	/BARCLAY CAPITAL	CP				0.1800 / 0.1800					
				12/15/2010	11/29/2010	PURC		9,050,000.00	9,049,276.00	0.00	0.00	(9,049,276.00)
491415	WELLS FARGO REPO	/	WFREPOS				0.1500 / 0.1500					
				11/30/2010	11/29/2010	PURC		4,987,912.96	4,987,912.96	0.00	0.00	(4,987,912.96)
				11/30/2010	11/30/2010	INT		0.00	0.00	0.00	(20.78)	20.78
				11/30/2010	11/30/2010	MAT		(4,987,912.96)	(4,987,912.96)	0.00	0.00	4,987,912.96
491660	FREDDIE MAC	/BNP PARIBAS	AGNF1				1.5000 / 0.1803					
				1/7/2011	11/30/2010	PURC		20,000,000.00	20,146,166.66	0.00	0.00	(20,146,166.67)
491661	FED FARM CR BK	/JEFFERIES & COMPANY	AGN FLOAT1				0.1534 / 0.1699					
				12/17/2010	11/30/2010	PURC		25,000,000.00	25,001,190.23	0.00	0.00	(25,001,190.22)
491663	FED HM LN BK BD	/	CALLGOVAGY				0.3000 / 0.3041					
				11/23/2011	11/30/2010	PURC		10,000,000.00	10,000,183.33	0.00	0.00	(10,000,183.33)
491701	WELLS FARGO REPO	/	WFREPOS				0.1500 / 0.1500					
				12/1/2010	11/30/2010	PURC		621,372.59	621,372.59	0.00	0.00	(621,372.59)
Sub Total:								37,435,633.60	37,480,626.37	455,294.68	13,588,313.54	(51,524,234.58)

Fund: 283-John Wayne Airport												
417966	JP MORGAN CHASE & CO	/OPPENHEIMER & CO., INC	MTNFDIC				4.5000 / 0.7900					
				11/15/2010	11/15/2010	INT		0.00	0.00	0.00	(22,500.00)	22,500.00
				11/15/2010	11/15/2010	MAT		(1,000,000.00)	(1,058,778.00)	0.00	58,778.00	1,000,000.00
428242	BAY AREA TOLL AUTHORITY	/STONE & YOUNGBERG	MBVARSBFT				0.2000 / -2.1598					
				11/1/2010	11/1/2010	INT		0.00	0.00	0.00	(357.26)	357.26
				11/1/2010	11/1/2010	MAT		(2,000,000.00)	(2,000,164.38)	0.00	164.38	2,000,000.00
433665	ROYAL BANK OF CANADA	/RBC	YCDF				0.2331 / 0.2331					

County of Orange Treasurer-Tax Collector's Office Detail Transaction Report

Transaction Date From 01-Nov-2010 To 30-Nov-2010
As at : 06-Dec-2010

Deal	Issuer	Broker	Inst Type	Maturity Date	Trans Date	Trans Type	Coupon/Yield(%)	Par Value	Cost	Purchased Interest	(Interest) Amort / (Accret) (Gain) / Loss	Settlement
Fund: 283-John Wayne Airport												
				1/19/2011	11/19/2010	INT		0.00	0.00	0.00	(0.68)	0.68
				1/19/2011	11/19/2010	INT		0.00	0.00	0.00	(441.32)	441.32
453974	FED HM LN BK BD	/JP MORGAN CHASE & CO	CALLGOVAGY				0.6000 / 0.6301					
				5/10/2011	11/10/2010	EPAY PRI		(2,000,000.00)	(1,999,400.00)	0.00	0.00	1,999,400.00
				5/10/2011	11/10/2010	INT		0.00	0.00	0.00	(1,500.00)	1,500.00
475642	FED HM LN BK BD	/CASTLE OAK SECURITIES	AGN FLOAT1				0.2260 / 0.2454					
				9/15/2011	11/15/2010	INT		0.00	0.00	0.00	(177.39)	177.39
475901	PRIVATE EXPORT FUND CORP	/WELLS FARGO BANK	CP				0.2400 / 0.2401					
				11/15/2010	11/15/2010	MAT		(1,000,000.00)	(999,506.67)	0.00	(493.33)	1,000,000.00
480120	COCA-COLA CO	/GOLDMAN SACHS GROUP INC	CP				0.2000 / 0.2001					
				11/12/2010	11/12/2010	MAT		(1,000,000.00)	(999,744.44)	0.00	(255.56)	1,000,000.00
480121	WAL-MART FUNDING CORP.	/BARCLAY CAPITAL	CP				0.2100 / 0.2101					
				11/9/2010	11/9/2010	MAT		(1,000,000.00)	(999,749.17)	0.00	(250.83)	1,000,000.00
480182	FNMA DISCOUNT	/UBS PAINE WEBBER	AGDN				0.1400 / 0.1400					
				11/3/2010	11/3/2010	MAT		(1,000,000.00)	(999,860.00)	0.00	(140.00)	1,000,000.00
481257	PROCTER & GAMBLE	/BANK OF AMERICA	CP				0.1800 / 0.1800					
				11/4/2010	11/4/2010	MAT		(1,000,000.00)	(999,830.00)	0.00	(170.00)	1,000,000.00
482907	COCA-COLA CO	/GOLDMAN SACHS GROUP INC	CP				0.1800 / 0.1800					
				11/12/2010	11/12/2010	MAT		(1,000,000.00)	(999,850.00)	0.00	(150.00)	1,000,000.00
483284	BNP PARIBAS FINANCE	/BNP PARIBAS	CP				0.2500 / 0.2501					
				11/15/2010	11/15/2010	MAT		(2,000,000.00)	(1,999,555.56)	0.00	(444.44)	2,000,000.00
483740	CHEVRON FUNDING	/CHEVRON	CP				0.1900 / 0.1900					
				11/5/2010	11/5/2010	MAT		(2,000,000.00)	(1,999,810.00)	0.00	(190.00)	2,000,000.00
484206	FREDDIE DISCOUNT	/CITIGROUP GLOBAL MARKETS	AGDN				0.1700 / 0.1700					
				11/22/2010	11/22/2010	MAT		(1,000,000.00)	(999,844.17)	0.00	(155.83)	1,000,000.00
484847	FHLB DISC CORP	/JEFFERIES & COMPANY	AGDN				0.1700 / 0.1700					
				11/19/2010	11/19/2010	MAT		(2,000,000.00)	(1,999,735.56)	0.00	(264.44)	2,000,000.00

Deals [Transaction Type] = SE

County of Orange Treasurer-Tax Collector's Office Detail Transaction Report

Transaction Date From 01-Nov-2010 To 30-Nov-2010
As at : 06-Dec-2010

Deal	Issuer	Broker	Inst Type	Maturity Date	Trans Date	Trans Type	Coupon/Yield(%)	Par Value	Cost	Purchased Interest	(Interest) Amort / (Accret) (Gain) / Loss	Settlement
Fund: 283-John Wayne Airport												
485091	PROCTER & GAMBLE	/JP MORGAN CHASE & CO	CP				0.1800 / 0.1800					
				11/9/2010	11/9/2010	MAT		(750,000.00)	(749,943.75)	0.00	(56.25)	750,000.00
485945	TORONTO DOMINION BANK NY	/TDSI	YCDF				0.3253 / 0.3253					
				10/28/2011	11/29/2010	INT		0.00	0.00	0.00	(578.33)	578.33
486313	FREDDIE MAC	/CASTLE OAK SECURITIES	AGN FLOAT1				0.3256 / 0.3798					
				2/1/2011	11/1/2010	INT		0.00	0.00	0.00	(1,664.33)	1,664.33
				2/1/2011	11/23/2010	SALE		(2,000,000.00)	(2,001,330.06)	0.00	1,250.54	2,000,079.52
486930	RABOBANK USA FINANCIAL CORP	/MORGAN STANLEY	CP				0.1900 / 0.1900					
				11/10/2010	11/3/2010	PURC		1,000,000.00	999,963.06	0.00	0.00	(999,963.06)
				11/10/2010	11/10/2010	MAT		(1,000,000.00)	(999,963.06)	0.00	(36.94)	1,000,000.00
487134	IBM CORP	/CRED SUIS SECURITIES	CP				0.1800 / 0.1800					
				11/17/2010	11/3/2010	PURC		559,000.00	558,960.87	0.00	0.00	(558,960.87)
				11/17/2010	11/17/2010	MAT		(559,000.00)	(558,960.87)	0.00	(39.13)	559,000.00
487387	FHLB DISC CORP	/GREENWICH CAPITAL	AGDN				0.1600 / 0.1600					
				11/24/2010	11/4/2010	PURC		563,000.00	562,949.96	0.00	0.00	(562,949.96)
				11/24/2010	11/24/2010	MAT		(563,000.00)	(562,949.96)	0.00	(50.04)	563,000.00
487405	FED FARM CR BK	/CASTLE OAK SECURITIES	AGN FLOAT4				0.2500 / 0.2500					
				11/4/2011	11/4/2010	PURC		1,000,000.00	1,000,000.00	0.00	0.00	(1,000,000.00)
487695	FREDDIE MAC	/CASTLE OAK SECURITIES	CALLGOVAGY				3.1250 / 3.1125					
				11/12/2015	11/5/2010	PURC		2,000,000.00	2,031,178.72	0.00	0.00	(2,031,178.72)
				11/12/2015	11/12/2010	EPAY PRI		(2,000,000.00)	(2,031,178.72)	0.00	0.00	2,031,178.72
				11/12/2015	11/12/2010	INT		0.00	0.00	0.00	(31,250.00)	31,250.00
487905	FED HM LN BK BD	/MORGAN STANLEY	CALLGOVAGY				0.4000 / 0.4000					
				11/28/2011	11/8/2010	PURC		1,000,000.00	1,000,000.00	0.00	0.00	(1,000,000.00)
487961	WAL-MART STORES INC	/CRED SUIS SECURITIES	CP				0.1800 / 0.1800					
				11/29/2010	11/9/2010	PURC		1,000,000.00	999,900.00	0.00	0.00	(999,900.00)
				11/29/2010	11/29/2010	MAT		(1,000,000.00)	(999,900.00)	0.00	(100.00)	1,000,000.00
488509	PROCTER & GAMBLE	/GOLDMAN SACHS GROUP INC	CP				0.1700 / 0.1700					

County of Orange Treasurer-Tax Collector's Office Detail Transaction Report

Transaction Date From 01-Nov-2010 To 30-Nov-2010
As at : 06-Dec-2010

Deal	Issuer	Broker	Inst Type	Maturity Date	Trans Date	Trans Type	Coupon/Yield(%)	Par Value	Cost	Purchased Interest	(Interest) Amort / (Accret) (Gain) / Loss	Settlement
Fund: 283-John Wayne Airport												
				11/18/2010	11/10/2010	PURC		2,000,000.00	1,999,924.44	0.00	0.00	(1,999,924.44)
				11/18/2010	11/18/2010	MAT		(2,000,000.00)	(1,999,924.44)	0.00	(75.56)	2,000,000.00
488804	RABOBANK NEDERLAND NV NY	/MORGAN STANLEY	CP				0.2000 / 0.2000					
				11/29/2010	11/12/2010	PURC		1,000,000.00	999,905.56	0.00	0.00	(999,905.56)
				11/29/2010	11/29/2010	MAT		(1,000,000.00)	(999,905.56)	0.00	(94.44)	1,000,000.00
488806	FNMA DISCOUNT	/UBS FINANCIAL SERVICES	AGDN				0.1300 / 0.1300					
				12/1/2010	11/12/2010	PURC		1,500,000.00	1,499,897.08	0.00	0.00	(1,499,897.08)
488840	BNP PARIBAS FINANCE	/BNP PARIBAS	CP				0.2300 / 0.2300					
				11/26/2010	11/15/2010	PURC		2,000,000.00	1,999,859.44	0.00	0.00	(1,999,859.44)
				11/26/2010	11/24/2010	SALE		(2,000,000.00)	(1,999,859.44)	0.00	(115.00)	1,999,974.44
488841	CHEVRON FUNDING	/CHEVRON	CP				0.1800 / 0.1800					
				11/22/2010	11/15/2010	PURC		2,000,000.00	1,999,930.00	0.00	0.00	(1,999,930.00)
				11/22/2010	11/22/2010	MAT		(2,000,000.00)	(1,999,930.00)	0.00	(70.00)	2,000,000.00
489088	JOHNSON & JOHNSON	/JP MORGAN CHASE & CO	CP				0.1400 / 0.1400					
				11/29/2010	11/16/2010	PURC		1,500,000.00	1,499,924.17	0.00	0.00	(1,499,924.17)
				11/29/2010	11/29/2010	MAT		(1,500,000.00)	(1,499,924.17)	0.00	(75.83)	1,500,000.00
489307	FANNIE MAE	/CASTLE OAK SECURITIES	AGNFI				6.0800 / 0.3505					
				12/15/2010	11/9/2010	PURC		200,000.00	206,007.80	0.00	0.00	(206,007.80)
489869	US TREASURY N/B	/BARCLAY CAPITAL	TRBD				1.2500 / 0.1521					
				11/30/2010	11/18/2010	PURC		2,000,000.00	2,000,719.06	11,680.33	0.00	(2,012,399.39)
				11/30/2010	11/30/2010	INT		0.00	0.00	0.00	(12,500.00)	12,500.00
				11/30/2010	11/30/2010	MAT		(2,000,000.00)	(2,000,719.06)	0.00	719.06	2,000,000.00
490145	WAL-MART STORES INC	/CRED SUIS SECURITIES	CP				0.2000 / 0.2000					
				12/8/2010	11/19/2010	PURC		278,000.00	277,970.66	0.00	0.00	(277,970.66)
490159	FHLB DISC CORP	/GOLDMAN SACHS GROUP INC	AGDN				0.1500 / 0.1500					
				12/1/2010	11/19/2010	PURC		1,100,000.00	1,099,945.00	0.00	0.00	(1,099,945.00)
490160	FHLB DISC CORP	/GOLDMAN SACHS GROUP INC	AGDN				0.1500 / 0.1500					
				12/3/2010	11/19/2010	PURC		1,000,000.00	999,941.67	0.00	0.00	(999,941.67)

County of Orange Treasurer-Tax Collector's Office Detail Transaction Report

Transaction Date From 01-Nov-2010 To 30-Nov-2010
As at : 06-Dec-2010

Deal	Issuer	Broker	Inst Type	Maturity Date	Trans Date	Trans Type	Coupon/Yield(%)	Par Value	Cost	Purchased Interest	(Interest) Amort / (Accret) (Gain) / Loss	Settlement
Fund: 283-John Wayne Airport												
490429	FED FARM CR BK	/CASTLE OAK SECURITIES	AGN	FLOAT1			0.3434 / 0.2319					
				7/20/2011	11/22/2010	PURC		1,475,000.00	1,476,115.22	0.00	0.00	(1,476,115.22)
490431	FED HM LN BK BD	/GOLDMAN SACHS GROUP INC	AGNF1				4.7500 / 0.1661					
				12/10/2010	11/22/2010	PURC		900,000.00	921,298.50	0.00	0.00	(921,298.50)
490502	FED HM LN BK BD	/CRED SUIS SECURITIES	CALL	GOVAGY			0.3000 / 0.3351					
				11/23/2011	11/23/2010	PURC		1,000,000.00	999,650.00	0.00	0.00	(999,650.00)
490513	IBM CORP	/BARCLAYS CAPITAL	CP				0.2000 / 0.2000					
				12/1/2010	11/23/2010	PURC		2,000,000.00	1,999,911.11	0.00	0.00	(1,999,911.11)
491020	AUTOMATIC DATA PROCESSING, INC	/BARCLAYS CAPITAL	CP				0.2000 / 0.2000					
				11/29/2010	11/24/2010	PURC		2,000,000.00	1,999,944.44	0.00	0.00	(1,999,944.44)
				11/29/2010	11/29/2010	MAT		(2,000,000.00)	(1,999,944.44)	0.00	(55.56)	2,000,000.00
491346	RABOBANK USA FINANCIAL CORP	/MORGAN STANLEY	CP				0.2000 / 0.2000					
				12/13/2010	11/29/2010	PURC		1,000,000.00	999,922.22	0.00	0.00	(999,922.22)
491347	CHEVRON FUNDING	/CHEVRON	CP				0.1800 / 0.1800					
				12/14/2010	11/29/2010	PURC		2,000,000.00	1,999,850.00	0.00	0.00	(1,999,850.00)
491620	BNP PARIBAS FINANCE	/BNP PARIBAS	CP				0.2300 / 0.2300					
				12/30/2010	11/30/2010	PURC		2,000,000.00	1,999,616.67	0.00	0.00	(1,999,616.67)
491662	FED HM LN BK BD	/	CALL	GOVAGY			0.3000 / 0.3041					
				11/23/2011	11/30/2010	PURC		1,000,000.00	1,000,018.33	0.00	0.00	(1,000,018.33)
Sub Total:								(3,297,000.00)	(3,326,957.50)	11,680.33	(13,340.51)	3,328,617.68
Fund: 15B-Housing 99A & 99B												
383458	GINNIE MAE	/	MBS				6.2500 / 1,580.650C					
				9/20/2029	11/20/2010	INT		0.00	0.00	0.00	(17.70)	17.70
				9/20/2029	11/20/2010	SALE		(134,943.41)	(135,060.55)	0.00	0.00	349.69
				9/20/2029	11/20/2010	INT		0.00	0.00	0.00	(636.38)	636.38
Sub Total:								(134,943.41)	(135,060.55)	0.00	(654.08)	1,003.77
Grand Total:								1,105,830,798.58	1,111,784,678.49	1,470,747.86	206,229,475.94	(1,319,619,613.13)

**County of Orange
Treasurer-Tax Collector's Office
All Cashflows**

For 01-Nov-2010 to 30-Nov-2010 as at 06-Dec-2010

Cashflow Date	Transaction Description	D.O. No.	Instrument	Amount	Deposit Slip Code	Counterparty	Deal No
GS283		GOLDMAN SACHS 283					
11/1/2010	BANK TRANSFER		MONEY MARKET	1,002,021.59		WELLS FARGO BANK	486548
11/5/2010	BANK TRANSFER		MONEY MARKET	(31,178.72)		WELLS FARGO BANK	487703
11/8/2010	BANK TRANSFER		MONEY MARKET	(1,000,000.00)		WELLS FARGO BANK	487904
11/12/2010	BANK TRANSFER		MONEY MARKET	765,723.68		WELLS FARGO BANK	488603
11/16/2010	BANK TRANSFER		MONEY MARKET	(399,924.17)		WELLS FARGO BANK	489098
11/17/2010	BANK TRANSFER		MONEY MARKET	559,000.00		WELLS FARGO BANK	489531
11/18/2010	BANK TRANSFER		MONEY MARKET	(12,399.39)		WELLS FARGO BANK	489864
11/19/2010	BANK TRANSFER		MONEY MARKET	(377,416.01)		WELLS FARGO BANK	490195
11/23/2010	BANK TRANSFER		MONEY MARKET	(500,000.00)		WELLS FARGO BANK	490524
11/29/2010	BANK TRANSFER		MONEY MARKET	1,200,806.11		WELLS FARGO BANK	491343
11/30/2010	BANK TRANSFER		MONEY MARKET	500,000.00		WELLS FARGO BANK	491657
Sub Total Amount Per Account:				1,706,633.09			
GS692		GOLDMAN SACHS 692					
11/1/2010	BANK TRANSFER		MONEY MARKET	25,088,747.00		WELLS FARGO BANK	486546
11/2/2010	BANK TRANSFER		MONEY MARKET	(40,000,000.00)		WELLS FARGO BANK	486870
11/5/2010	BANK TRANSFER		MONEY MARKET	(4,000,000.00)		WELLS FARGO BANK	487701
11/8/2010	BANK TRANSFER		MONEY MARKET	(2,828,977.00)		WELLS FARGO BANK	487903
11/12/2010	BANK TRANSFER		MONEY MARKET	6,492,065.50		WELLS FARGO BANK	488601
11/15/2010	BANK TRANSFER		MONEY MARKET	1,883,925.00		WELLS FARGO BANK	488866
11/16/2010	BANK TRANSFER		MONEY MARKET	(1,459,275.00)		WELLS FARGO BANK	489097
11/17/2010	BANK TRANSFER		MONEY MARKET	9,399,887.00		WELLS FARGO BANK	489529
11/18/2010	BANK TRANSFER		MONEY MARKET	(11,811,734.00)		WELLS FARGO BANK	489862
11/19/2010	BANK TRANSFER		MONEY MARKET	3,160,859.00		WELLS FARGO BANK	490194
11/23/2010	BANK TRANSFER		MONEY MARKET	8,000,000.00		WELLS FARGO BANK	490521
11/24/2010	BANK TRANSFER		MONEY MARKET	(8,475,003.00)		WELLS FARGO BANK	491042
11/29/2010	BANK TRANSFER		MONEY MARKET	(4,846,477.00)		WELLS FARGO BANK	491341
11/30/2010	BANK TRANSFER		MONEY MARKET	(1,630,749.00)		WELLS FARGO BANK	491655
Sub Total Amount Per Account:				(21,026,731.50)			
GS694		GOLDMAN SACHS 694					
11/1/2010	BANK TRANSFER		MONEY MARKET	(13,971,149.00)		WELLS FARGO BANK	486547
11/2/2010	BANK TRANSFER		MONEY MARKET	(16,554,457.00)		WELLS FARGO BANK	486871
11/5/2010	BANK TRANSFER		MONEY MARKET	(4,517,356.00)		WELLS FARGO BANK	487702
11/9/2010	BANK TRANSFER		MONEY MARKET	15,216,402.00		WELLS FARGO BANK	487974
11/10/2010	BANK TRANSFER		MONEY MARKET	(25,067,287.67)		WELLS FARGO BANK	488519
11/12/2010	BANK TRANSFER		MONEY MARKET	4,168,833.00		WELLS FARGO BANK	488602
11/15/2010	BANK TRANSFER		MONEY MARKET	2,954,774.00		WELLS FARGO BANK	488867

County of Orange Treasurer-Tax Collector's Office All Cashflows

For 01-Nov-2010 to 30-Nov-2010 as at 06-Dec-2010

Cashflow Date	Transaction Description	D.O. No.	Instrument	Amount	Deposit Slip Code	Counterparty	Deal No
11/17/2010	BANK TRANSFER		MONEY MARKET	2,665,245.00		WELLS FARGO BANK	489530
11/18/2010	BANK TRANSFER		MONEY MARKET	(5,000,000.00)		WELLS FARGO BANK	489863
11/22/2010	BANK TRANSFER		MONEY MARKET	10,000,000.00		WELLS FARGO BANK	490420
11/23/2010	BANK TRANSFER		MONEY MARKET	3,152,620.00		WELLS FARGO BANK	490522
11/29/2010	BANK TRANSFER		MONEY MARKET	8,216,042.00		WELLS FARGO BANK	491342
11/30/2010	BANK TRANSFER		MONEY MARKET	(2,899,534.00)		WELLS FARGO BANK	491656
Sub Total Amount Per Account:				(21,635,867.67)			
TEMPFUND283		TEMPFUND283					
11/1/2010	BANK TRANSFER		MONEY MARKET	1,000,000.00		WELLS FARGO BANK	486545
11/3/2010	BANK TRANSFER		MONEY MARKET	(558,923.93)		WELLS FARGO BANK	487140
11/4/2010	BANK TRANSFER		MONEY MARKET	(562,949.96)		WELLS FARGO BANK	487399
11/9/2010	BANK TRANSFER		MONEY MARKET	544,092.20		WELLS FARGO BANK	487973
11/10/2010	BANK TRANSFER		MONEY MARKET	(498,424.44)		WELLS FARGO BANK	488518
11/12/2010	BANK TRANSFER		MONEY MARKET	765,723.68		WELLS FARGO BANK	488600
11/15/2010	BANK TRANSFER		MONEY MARKET	22,887.95		WELLS FARGO BANK	488865
11/16/2010	BANK TRANSFER		MONEY MARKET	(1,100,000.00)		WELLS FARGO BANK	489096
11/22/2010	BANK TRANSFER		MONEY MARKET	602,586.28		WELLS FARGO BANK	490419
11/23/2010	BANK TRANSFER		MONEY MARKET	(499,481.59)		WELLS FARGO BANK	490523
11/24/2010	BANK TRANSFER		MONEY MARKET	563,030.68		WELLS FARGO BANK	491041
11/29/2010	BANK TRANSFER		MONEY MARKET	1,300,000.00		WELLS FARGO BANK	491345
11/30/2010	BANK TRANSFER		MONEY MARKET	512,901.66		WELLS FARGO BANK	491654
Sub Total Amount Per Account:				2,091,442.53			
TEMPFUND692		TEMPFUND692					
11/1/2010	BANK TRANSFER		MONEY MARKET	25,000,000.00		WELLS FARGO BANK	486543
11/2/2010	BANK TRANSFER		MONEY MARKET	(21,771,754.00)		WELLS FARGO BANK	486868
11/3/2010	BANK TRANSFER		MONEY MARKET	3,914,999.00		WELLS FARGO BANK	487138
11/4/2010	BANK TRANSFER		MONEY MARKET	(1,913,049.00)		WELLS FARGO BANK	487396
11/5/2010	BANK TRANSFER		MONEY MARKET	(2,328,932.00)		WELLS FARGO BANK	487700
11/8/2010	BANK TRANSFER		MONEY MARKET	(2,828,977.00)		WELLS FARGO BANK	487901
11/9/2010	BANK TRANSFER		MONEY MARKET	1,411,244.00		WELLS FARGO BANK	487971
11/10/2010	BANK TRANSFER		MONEY MARKET	769,310.00		WELLS FARGO BANK	488516
11/12/2010	BANK TRANSFER		MONEY MARKET	6,492,065.50		WELLS FARGO BANK	488598
11/22/2010	BANK TRANSFER		MONEY MARKET	(1,503,892.00)		WELLS FARGO BANK	490417
11/23/2010	BANK TRANSFER		MONEY MARKET	5,313,778.00		WELLS FARGO BANK	490520
11/24/2010	BANK TRANSFER		MONEY MARKET	(9,000,000.00)		WELLS FARGO BANK	491039
11/29/2010	BANK TRANSFER		MONEY MARKET	(7,000,000.00)		WELLS FARGO BANK	491340
Sub Total Amount Per Account:				(3,445,207.50)			

**County of Orange
Treasurer-Tax Collector's Office
All Cashflows**

For 01-Nov-2010 to 30-Nov-2010 as at 06-Dec-2010

Cashflow Date	Transaction Description	D.O. No.	Instrument	Amount	Deposit Slip Code	Counterparty	Deal No
TEMPFUND694	TEMPFUND694						
11/1/2010	BANK TRANSFER		MONEY MARKET	(12,000,000.00)		WELLS FARGO BANK	486544
11/2/2010	BANK TRANSFER		MONEY MARKET	(10,000,000.00)		WELLS FARGO BANK	486869
11/3/2010	BANK TRANSFER		MONEY MARKET	(5,005,147.00)		WELLS FARGO BANK	487139
11/4/2010	BANK TRANSFER		MONEY MARKET	(708,150.00)		WELLS FARGO BANK	487398
11/8/2010	BANK TRANSFER		MONEY MARKET	2,564,521.00		WELLS FARGO BANK	487902
11/9/2010	BANK TRANSFER		MONEY MARKET	15,216,402.00		WELLS FARGO BANK	487972
11/10/2010	BANK TRANSFER		MONEY MARKET	(25,067,287.67)		WELLS FARGO BANK	488517
11/12/2010	BANK TRANSFER		MONEY MARKET	4,168,833.00		WELLS FARGO BANK	488599
11/16/2010	BANK TRANSFER		MONEY MARKET	99,045.00		WELLS FARGO BANK	489095
11/18/2010	BANK TRANSFER		MONEY MARKET	(5,603,735.00)		WELLS FARGO BANK	489861
11/19/2010	BANK TRANSFER		MONEY MARKET	4,275,250.00		WELLS FARGO BANK	490193
11/22/2010	BANK TRANSFER		MONEY MARKET	9,703,273.00		WELLS FARGO BANK	490418
11/24/2010	BANK TRANSFER		MONEY MARKET	(328,489.00)		WELLS FARGO BANK	491040
11/29/2010	BANK TRANSFER		MONEY MARKET	8,000,000.00		WELLS FARGO BANK	491344
Sub Total Amount Per Account:				(14,685,484.67)			
Total Amount :				<u>(56,995,215.72)</u>			

**ORANGE COUNTY TREASURER-TAX COLLECTOR
INVESTMENT POLICY COMPLIANCE
November 30, 2010**

Investment Policy Guidelines		Orange County Money Market Fund		Extended Fund		Orange County Educational Money Market Fund		John Wayne Airport Investment Pool	
Percent of Portfolio (See Notes)	Investment Type	Market Value of Investments	Percent of Portfolio	Market Value of Investments	Percent of Portfolio	Market Value of Investments	Percent of Portfolio	Market Value of Investments	Percent of Portfolio
100%	U.S. Treasuries	\$ 48,229,088	2.53%	\$ 70,439,063	2.29%	\$ 65,232,758	5.04%	\$ -	0.00%
40%	Bankers' Acceptances	-	-	-	-	-	-	-	-
30%	Negotiable Certificates of Deposit	204,992,407	10.73%	85,014,257	2.76%	176,001,207	13.60%	3,998,778	8.06%
45%	Commercial Paper	583,222,361	30.54%	123,179,010	4.00%	201,535,663	15.57%	14,074,885	28.35%
100%	U.S. Government Agencies	721,037,518	37.75%	2,279,152,556	74.07%	488,486,620	37.74%	21,606,924	43.53%
20%	Money Market Funds	20,289,652	1.06%	-	-	68,055,763	5.26%	5,057,339	10.19%
30%	Medium-Term Notes	301,564,982	15.79%	417,767,370	13.58%	254,671,361	19.67%	3,545,600	7.14%
50%	Repurchase Agreements	16,589,606	0.87%	-	-	621,373	0.05%	-	-
30%	Municipal Debt	13,900,000	0.73%	101,386,099	3.30%	39,695,000	3.07%	1,355,000	2.73%
10%	Asset Backed Securities	-	-	-	-	-	-	-	-
		\$ 1,909,825,613	100.00%	\$ 3,076,938,355	100.00%	\$ 1,294,299,746	100.00%	\$ 49,638,526	100.00%

Compliance Category (Yes/No)	Orange County Money Market Fund	Extended Fund	Orange County Educational Money Market Fund		John Wayne Airport Investment Pool	
Percentage Limits	Yes	Yes	Yes		Yes	
Maturity Limits	Yes	Yes	Yes		Yes	
Quality Limits	Yes		Yes		Yes	
Net Asset Value Limits	Yes		Yes		Yes	

- Notes: (1) The Money Market Fund (MMF) is authorized to purchase an additional 5-percent of its total assets in any authorized investment type, except commercial paper, for a period not to exceed 30 business days.
- (2) The Money Market Fund (MMF) is authorized to purchase up to 12.5 percent of its total assets in any authorized issuer for a period not to exceed 3 business days.
- (3) The Extended Fund is limited to Commercial Paper holdings of 40%, while the Money Market Fund is limited to Commercial Paper holdings of 45%

During November, the Orange County Money Market Fund, Orange County Educational Money Market Fund, Extended Fund and John Wayne Airport Investment Pools were all free of noncompliance incidents.

Although certain Investment Policy Statement (IPS) guidelines were temporarily exceeded during the month in the Orange County Money Market Fund, the Treasurer believes these technical incidents did not cause any material impact of a negative nature.

**ORANGE COUNTY TREASURER-TAX COLLECTOR
APPROVED ISSUER LIST**

COMMERCIAL PAPER / MEDIUM TERM NOTES

AS OF: 11/30/2010

ISSUER (Shared Structure)	CR #	S/T RATINGS			L/T RATINGS			PROG RATINGS			PARENT/ ADMINISTRATOR	IND. CODE
		S&P	MDY	FI	S&P	MDY	FI	S&P	MDY	FI		
AUTOMATIC DATA PROCESSNG	1	A-1+	P-1	NR	AAA	Aaa	NR	A-1+	P-1	NR	AUTOMATIC DATA PROCESSING, INC.	4.4
BANK OF AMERICA CORP	11	A-1	P-1	F1+ *-	A	A2	A+ *-	A-1	P-1	F1+ *-		7.1
Berkshire Hathaway Inc	5	A-1+	P-1	NR	AA+	Aa2	AA-	NR	NR	NR	BERKSHIRE HATHAWAY INC	4.10
BERKSHIRE HATHAWAY FINANCE	5	A-1+	P-1	MR	AA+	Aa2	AA-	NR	NR	NR	BERKSHIRE HATHAWAY INC	4.10
BNP PARIBAS FINANCE INC	6	A-1+	P-1	F1+	AA	Aa2	AA-	A-1+	P-1	NR	BNP PARIBAS	7.4
CATERPILLAR FIN SERV CRP	11	A-1	P-1	F1	A	A2	A	A-1	P-1	F1	CATERPILLAR INC	8.8
CATERPILLAR INC	11	A-1	P-1	F1	A	A2	A	A	A2	A		8.8
CHEVRON FUNDING CORP	4	A-1+	P-1	F1+	NR	NR	NR	A-1+	P-1	F1+	CHEVRON CORP	6.4
CHEVRON CORPORATION	4	A-1+	P-1	F1+	AA	Aa1	AA	A-1+	P-1	F1+	CHEVRON CORP	6.4
COCA-COLA CO	8	A-1	P-1	F1	A+	Aa3	A+	A-1	P-1	F1		4.2
DANSKE CORPORATION	9	A-1	P-1	NR	NR	NR	NR	A-1	P-1	NR	DANSKE BANK A/S	7.4
DEUTSCHE BANK FINL LLC	7.67	A-1	P-1	F1+	A+	Aa3	AA-	A-1	P-1	F1+	DEUTSCHE BK AG	7.1
DEXIA DELAWARE LLC	9	A-1	P-1	F1+	A	A1	AA-	A-1	P-1	F1+	DEXIA CRDT LOCAL	7.4
DUPONT EI DE NEMOURS CO	11	A-1	P-1	F1	A	A2	A	A-1	P-1	NR		1.1
GENERAL ELEC CAP CORP	4	A-1+	P-1	NR	AA+	Aa2	NR	A-1+	P-1	NR	GENERAL ELECTRIC	8.11
GENERAL ELEC CAP SVCS	4	A-1+	P-1	NR	AA+	Aa2	NR	A-1+	P-1	NR	GENERAL ELECTRIC	8.11
GENERAL ELECTRIC CO	4	A-1+	P-1	NR	AA+	Aa2	NR	A-1+	P-1	NR		8.11
GREENWICH CAPITAL HLDGS	8	A-1	P-1	F1+	A+	Aa3	AA-	A-1	P-1	F1+	ROYAL BK OF SCOT	7.4
IBM CORP	8	A-1	P-1	F1	A+	Aa3	A+	A-1	P-1	F1		9.1
IBM CAPITAL INC	8	A-1	P-1	NR	NR	NR	NR	A-1	P-1	NR	IBM CORP	9.1
IBM INTL GROUP CAPITAL	8	A-1	P-1	F1	A+	Aa3	A+	A-1	P-1	F1	IBM CORPORATION	9.1
JOHNSON & JOHNSON	1	A-1+	P-1	F1+	AAA	Aaa	AAA	A-1+	P-1	F1+		4.7
JP MORGAN CHASE & CO	8	A-1	P-1	F1+	A+	Aa3	AA-	A-1	P-1	F1+		7.1
KFW INTERNATL FINANCE	1	A-1+	P-1	F1+	AAA	Aaa	AAA	A-1+	P-1	F1+	KREDIT WIEDERAUF	7.4
L'OREAL USA INC	3	A-1+	P-1	F1+	NR	NR	NR	A-1+	P-1	F1+	L'OREAL SA	4.5
MICROSOFT CORP	2	A-1+	P-1	F1+	AAA	Aaa	AA+	A-1+	P-1	NR		9.4
MINNESOTA MINING & MANUF	6	A-1+	P-1	NR	AA-	Aa2	NR	A-1+	P-1	NR		8.11
NETJETS INC	5	A-1+	P-1	NR	NR	NR	NR	A-1+	P-1	NR	BERKSHIRE HATHAWAY INC	4.10
NESTLE CAPITAL CORP	4	A-1+	P-1	F1+	AA	Aa1	AA+	A-1+	P-1	F1+	NESTLE SA	4.6
NORDEA NORTH AMERICA INC	6	A-1+	P-1	F1+	NR	NR	NR	A-1+	P-1	F1+	NORDEA BANK AB	7.4
PACCAR FINANCIAL CORP	9	A-1	P-1	NR	A+	A1	NR	A-1	P-1	NR	PACCAR INC	3.3
PRIVATE EXPORT FUND CORP	5	A-1	P-1	NR	A+	Aaa	NR	A-1	P-1	NR		7.4
PROCTER & GAMBLE CO	7	A-1+	P-1	NR	AA-	Aa3	NR	A-1+	P-1	NR	Procter & Gamble Co.	4.5
RABOBANK USA FIN CORP	2	A-1+	P-1	F1+	AAA	Aaa	AA+	A-1+	P-1	NR	RABOBANK NED	7.4
SOCIETE GENERALE N AMER	8	A-1	P-1	F1+	A+	Aa2	A+	A-1	P-1	NR	SOC GENERALE	7.4
SVENSKA HANDELSBANK INC	7	A-1+	P-1	F1+	AA-	NR	AA-	A-1+	P-1	F1+	SVENSKA HNDLSBKN	7.4
TOYOTA MOTOR CREDIT CORP	6	A-1+	P-1	F1	AA	Aa2	A+	A-1+	P-1	NR	TOYOTA MOTOR CORP	3.3
WILLEY RC HOME FURNISH	5	A-1+	P-1	NR	NR	NR	NR	A-1+	P-1	NR	BERKSHIRE HATHAWAY INC	4.10
WAL-MART FUNDING CORP	5	A-1	P-1	NR	NR	NR	NR	A-1	P-1	NR	WAL-MART STORES INC	7.4 AB
WAL-MART STORES INC	5	A-1+	P-1	F1+	AA	Aa2	AA	A-1+	P-1	F1+		3.14

**ORANGE COUNTY TREASURER-TAX COLLECTOR
APPROVED ISSUER LIST**

DOMESTIC BANKS

TICKER	BANK	CR #	S/T RATING			L/T RATING			PARENT COMPANY	IND. CODE
			S&P	MDY	FI	S&P	MDY	FI		
BACNA CD M-Mkt	BANK OF AMERICA NA	8	A-1	P-1	F1+ *-	A+	Aa3	AA- *-	Bank of America Corp	7.1
BKNY CD M-Mkt	BANK OF NEW YORK	4	A-1+	P-1	F1+	AA	Aaa	AA	Bank of New York Mellon Corp/T	7.1
CMBDE CD M-Mkt	CHASE BANK USA NA	5	A-1+	P-1	F1+	AA-	Aa1	AA	JPMorgan Chase & Co	7.1
HSBCUS CD M-Mkt	HSBC BANK USA NA	5	A-1+	P-1	F1+	AA	Aa3	AA+	HSBC Holdings PLC	7.1
JPMC BK CD M-Mkt	JPMORGAN CHASE BANK	5	A-1+	P-1	F1+	AA-	Aa1	AA	JPMorgan Chase & Co	7.1
USBNA CD M-Mkt	US BANK NA CINCINNATI	6	A-1+	P-1	F1+	AA-	Aa2	AA	US Bancorp	7.1
WFFB CD M-Mkt	WELLS FARGO BANK NA	6	A-1+	P-1	F1+	AA	Aa2	AA-	Wells Fargo & Co	7.1

**ORANGE COUNTY TREASURER-TAX COLLECTOR
APPROVED ISSUER LIST**

FOREIGN BANKS

BANK	CR #	S/T RATING			L/T RATING			PARENT COMPANY	IND. CODE	
		S&P	MDY	FI	S&P	MDY	FI			
BNP PARIBAS NY BRANCH	6	A-1+	P-1	F1+	AA	Aa2	AA-	BNP Paribas	7.1	FR
CREDIT SUISSE NEW YORK	6	A-1	P-1	F1+	A+	Aa1	AA-	Credit Suisse AG	7.1	SW
DEUTSCHE BANK NY	8	A-1	P-1	F1+	A+	Aa3	AA-	Deutsche Bank AG	7.1	GR
DEXIA BANK NY BRANCH	9	A-1	P-1	F1+	A	A1	AA-	Dexia Bank Belgium SA	7.1	BE
NORDEA BANK FINLAND NY	6	A-1+	P-1	F1+	AA-	Aa2	AA-	Nordea Bank Finland ABP	7.1	NE
RABOBANK NEDERLAND NV NY	2	A-1+	P-1	F1+	AAA	Aaa	AA+	Cooperatieve Centrale Raiffeis	7.1	NE
ROYAL BANK OF CANADA NY	6	A-1+	P-1	F1+	AA-	Aaa *-	AA	Royal Bank of Canada	7.1	CN
SOCIETE GENERALE NY	8	A-1	P-1	F1+	A+	Aa2	A+	Societe Generale	7.1	FR
TORONTO DOMINION BANK NY	5	A-1+	P-1	F1+	AA-	Aaa	AA-	Toronto-Dominion Bank/The	7.1	CN

**ORANGE COUNTY TREASURER-TAX COLLECTOR
APPROVED ISSUER LIST**

MUNICIPAL BONDS

NAME	CR #	S/T RATING			L/T RATING			BANK
		S&P	MDY	FI	S&P	MDY	FI	
ORANGE CNTY CALIF TRANSN AUTH	8	A-1+	SG	#N/A N/A	AA	A1/SG	A	JP MORGAN/ DEXIA
ORANGE CNTY CALIF TRANSN AUTH	8	A-1+	SG	#N/A N/A	AA	A1/SG	A	JP MORGAN/DEXIA
ORANGE CNTY CALIF BRD ED CTFS	1	A-1	VMIG1	#N/A N/A	AAA	Aa3	WD	DEXIA CREDIT LOCAL
ORANGE CNTY CALIF TEETER PLAN	3	A-1+	P-1	F1+	#N/A N/A	P-1	F1+	DEXIA CREDIT LOCAL
NEW MEXICO EDL ASSISTANCE FNDD	2	#N/A N/A	VMIG1	F1+	#N/A N/A	Aaa	AAA/F1+	ROYAL BANK OF CANADA
BAY AREA TOLL AUTH CALIF TOLL	7	A-1	VMIG1	F1	AAA	Aa1	AA+/F1	
TRIBOROUGH BRDG & TUNL AUTH N	3	A-1+	VMIG1	#N/A N/A	AAA	Aa3	#N/A N/A	JP MORGAN CHASE BANK



OFFICE OF THE TREASURER-TAX COLLECTOR

HALL OF FINANCE & RECORDS
11 CIVIC CENTER PLAZA, SUITE G76
POST OFFICE BOX 4515
SANTA ANA, CA 92702
www.ttc.ocgov.com

CHRISS W. STREET
TREASURER-TAX COLLECTOR

PAUL C. GORMAN, C.P.A., CTP
CHIEF ASSISTANT TREASURER-TAX COLLECTOR

JENNIFER BURKHART, CFA
ASSISTANT TREASURER-TAX COLLECTOR

ROBIN RUSSELL
ASSISTANT TREASURER-TAX COLLECTOR
ADMINISTRATION

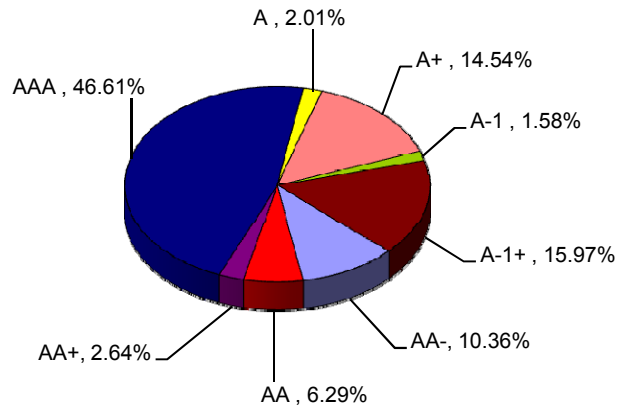
MEMORANDUM

CHANGES IN ELIGIBLE CREDITS

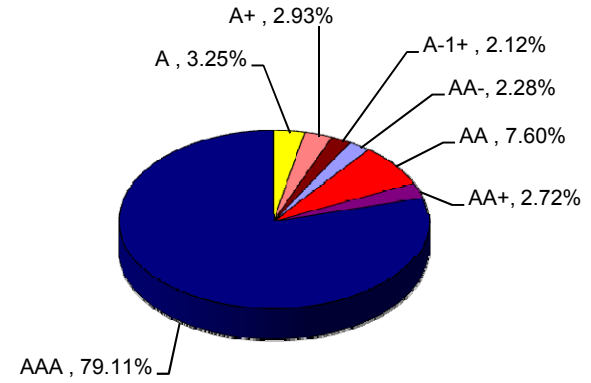
In the month of November, there were no changes to the Treasurer's approved list of issuers.

**CREDIT QUALITY
BY MARKET VALUE AS OF 11/30/2010**

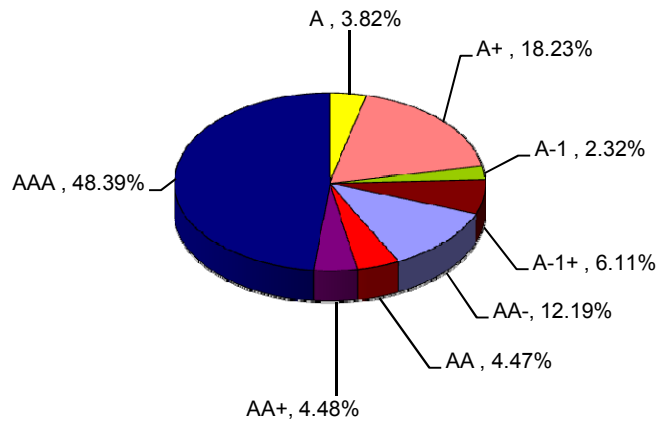
Money Market Fund



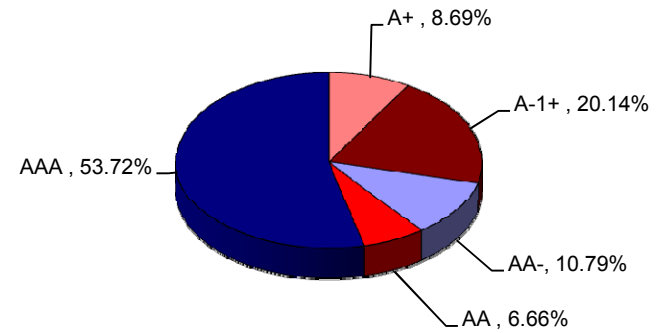
Extended Fund



School's Fund



John Wayne Airport



MONTHLY TREASURER'S MANAGEMENT REPORT

Distribution List

The Orange County Board of Supervisors

Hon. Janet Nguyen – 1st District
Hon. John M. W. Moorlach – 2nd District
Hon. Bill Campbell – 3rd District
Hon. Shawn Nelson – 4th District
Hon. Pat Bates – 5th District
Darlene Bloom, Clerk of the Board

The Orange County Electeds

Hon. Tom Daly, Clerk-Recorder
Hon. Webster J. Guillory, Assessor
Hon. Anthony J. Rackauckas, District Attorney
Hon. David Sundstrom, Auditor-Controller
Hon. John S. Williams, Public Administrator

The State of California Officials

Hon. Bill Lockyer, State Treasurer
John Decker, CDIAC

Treasury Oversight Committee

Hon. Bill Habermehl
Thomas G. Mauk
Hon. David Sundstrom
George Jeffries

Treasurer's Advisory Committee

Dr. Wendy Benkert
Blake Christian
Jerry Slusiewicz
Timothy Tunney
Jack Wu
Carol Rudat
David Padilla

The County of Orange Departments

Chief Executive Officer
Children & Families Commission
Child Support Services
Civic Center Commission
Community Services Agency
County Counsel
Fire Authority
Health Care Agency
Housing & Community Development
Human Resources
Integrated Waste Management
Internal Audit
John Wayne Airport
Law Library
Local Agency Formation Commission
Orange County Employees Retirement System
Orange County Cemetery District
Orange County Library
Orange County Marina Agency
Orange County Transportation Authority
Planning & Development Services
Probation
Public Defender
Public Facilities & Resources
Registrar of Voters

Social Services Agency
Superior Court
Victim/Witness Program
Transportation Corridor Agencies

The Orange County School Districts

Orange County Department of Education
Anaheim City
Anaheim Union High
Brea-Olinda Unified
Buena Park
Capistrano Unified
Centralia
Cypress
Fountain Valley
Fullerton
Fullerton Joint Union High
Garden Grove Unified
Huntington Beach City
Huntington Beach Union High
Irvine Unified
Laguna Beach Unified
La Habra City
Los Alamitos Unified
Lowell Joint
Magnolia
Newport-Mesa Unified
Ocean View
Orange Unified
Placentia-Yorba Linda Unified
Saddleback Valley Unified
Santa Ana Unified
Savanna
Tustin Unified
Westminster
North Orange County CCD
Rancho-Santiago CCD
South Orange County CCD
Coast Community CCD

The Voluntary Participants (date approved)

Serrano County Water District (6-22-99)
Costa Mesa Sanitary District (12-7-99)
Mesa Consolidated Water District (9-12-00)
City of Villa Park (10-2-01)
City of Tustin (5-21-02)
Yorba Linda Water District (8-12-03)
Orange County Water District (3-30-04)
Municipal Water District of Orange County (7-27-04)
City of San Clemente (5-17-05)
Orange County Vector Control District (11-14-06)
South Coast Water District (6-16-09)



O R A N G E C O U N T Y

AUDITOR-CONTROLLER

I N T E R N A L A U D I T

**REPORT ON
COMPLIANCE MONITORING
OF THE TREASURY
INVESTMENT PORTFOLIO**

**FOR THE MONTH OF
OCTOBER 2010**



**Job Number 1065
Report Date: November 22, 2010**



O R A N G E C O U N T Y
AUDITOR-CONTROLLER
I N T E R N A L A U D I T

Orange County Auditor-Controller
David E. Sundstrom, CPA



Nancy N. Ishida, CPA	Audit Manager
Dat Thomas	Senior Auditor
Christine Young	Staff Auditor

Hall of Finance and Records
12 Civic Center Plaza, Room 200
Santa Ana, CA 92701

Orange County Web Site
<http://egov.ocgov.com/ocgov>



**AUDITOR-CONTROLLER
COUNTY OF ORANGE**

HALL OF FINANCE AND RECORDS
12 CIVIC CENTER PLAZA, ROOM 200
POST OFFICE BOX 567
SANTA ANA, CALIFORNIA 92702-0567

(714) 834-2450 FAX: (714) 834-2569

www.ac.ocgov.com

SHAUN M. SKELLY
CHIEF DEPUTY
AUDITOR-CONTROLLER

JAN E. GRIMES
DIRECTOR
CENTRAL ACCOUNTING OPERATIONS

WILLIAM A. CASTRO
DIRECTOR
SATELLITE ACCOUNTING OPERATIONS

PHILLIP T. DAIGNEAU
DIRECTOR
INFORMATION TECHNOLOGY

DAVID E. SUNDSTROM, CPA
AUDITOR-CONTROLLER

November 22, 2010

Job No. 1065

TO: Members, Treasury Oversight Committee

SUBJECT: Report on Compliance Monitoring of the Treasury Investment Portfolio
For the Month of October 2010

We have completed the compliance monitoring of the Treasury investment portfolio for the month of October 2010. The purpose of our monitoring was to determine whether the Orange County Money Market Fund, Educational Money Market Fund, and Extended Fund managed by the Orange County Treasurer's Office were in compliance with certain provisions specified in the Investment Policy Statement (IPS) and that all portfolio non-compliance including technical incidents and required diversification disclosures were properly reported in the October 31, 2010 Treasurer's Monthly Management Report.

We are continuing our portfolio compliance monitoring at the request of the Treasury Oversight Committee. Our monitoring is designed to provide assurance to the Board of Supervisors, the County Executive Officer, you and other stakeholders that the Treasury investment portfolio is in compliance with the IPS and that all non-compliance incidents and required disclosures are properly reported.

Our compliance procedures included obtaining a daily electronic download of the investment portfolio from the Treasurer's Quantum system; judgmentally selecting 10 business days for testing; importing the selected downloads into auditing software ACL for purposes of performing calculations; and validating that investment purchases were in compliance with the IPS by reviewing and testing supporting documentation. In conducting our procedures, we examined the following days in October: 1, 4, 8, 12, 14, 18, 20, 22, 26, and 29.

Based on our compliance monitoring for the selected dates, **no compliance issues were identified.** Our report also includes information regarding Treasury policy pertaining to the reporting of technical incidents in the monthly management report. The Treasurer defines a technical incident as an event, other than the purchase of a security, which causes an IPS limit to be exceeded. The most common cause of a technical incident is when the total investment pool holdings decrease causing the relative percentage of holdings to increase.

The following lists the procedures performed and results achieved from the compliance monitoring:

1. **Authorized Investments (IPS Section VI and VII):** We judgmentally selected a sample of 21 investments representing each pool. The selected sample consists of investments purchased in the 10 business days selected for review in October 2010. For the sample selected, we independently confirmed that the investments conform to authorized investment requirements in accordance with the IPS.

Results: We found no exceptions.

2. **Diversification Compliance (IPS Section VIII):** We performed calculations to determine that the Money Market and Extended Fund portfolios have met the diversification limits for investment types in accordance with the IPS.

Results: We found no exceptions.

3. **Weighted Average Maturity (WAM) Limitations (IPS Section VIII.3):** We performed calculations to determine that WAM did not exceed 60 days for the Money Market Funds in accordance with the IPS.

Results: We found no exceptions.

4. **Maximum Maturity Limitations (IPS Section VIII.3):** We confirmed that the maximum maturity of any portfolio instrument purchased did not exceed 13 months (397 days) for the Money Market Fund and 5 years (1,826 days) for the Extended Fund in accordance with the IPS.

Results: We found no exceptions.

5. **Issuer Limitations (IPS Section VIII.2):** We performed calculations to determine that no more than 5% of the total market value of each Fund is invested in securities of any one issuer with the exception of government agencies. However, at the time of purchase, a fund may invest up to 12.5% of the total market value in securities of any one issuer for up to 3 business days or up to 10% in money market mutual funds.

Results: We found technical incidents that occurred on four of the ten days selected for testing.

Money Market Fund

Technical Incidents

1. The percentage of portfolio holdings in Chevron Funding exceeded 5% of the total market value of the portfolio by no more than 0.10%. The technical incidents occurred on October 4, 8, 12, and 14 and were due to a reduction in the Pool's total assets resulting in an increased percentage in securities holdings.
 2. The percentage of portfolio holdings in Toronto Dominion exceeded 5% of the total market value of the portfolio by no more than 0.02%. The technical incident occurred on October 4 and was due to a reduction in the Pool's total assets resulting in an increased percentage in securities holdings.
6. **Financial Reporting (IPS Section XXI):** We confirmed that the October 2010 Treasurer's Monthly Management Report included all statements of portfolio non-compliance including technical incidents and diversification disclosures in accordance with the IPS.

Results:

Review of "Noncompliance Report Summary"

The Treasurer's Monthly Management Report includes a "Noncompliance Report Summary" to disclose non-compliance issues that occurred during the month. The Treasurer's October 2010 "Noncompliance Report Summary" reported no compliance issues.

Technical Incidents

Although the Treasurer's IPS does not require technical incidents that occurred during the month to be reported in the Treasurer's Monthly Management Report, it is Treasury policy to only report the details of technical incidents outstanding at month end in the "Noncompliance Report Summary." In our sample selection, we did not observe any technical incidents that occurred and were not resolved before month end.

Please let me know if you have any questions regarding our monitoring procedures.



Nancy N. Ishida, CPA
Audit Manager

Members, Treasury Oversight Committee
November 22, 2010
Page 4

cc: Members, Board of Supervisors
Members, Audit Oversight Committee
Thomas G. Mauk, County Executive Officer
Robert J. Franz, Chief Financial Officer
Chriss W. Street, Treasurer-Tax Collector
Paul C. Gorman, Chief Assistant Treasurer-Tax Collector
Ginika Ezinwa, Accounting/Compliance Manager, Treasurer-Tax Collector
Peter Hughes, Director, Internal Audit Department
Darlene J. Bloom, Clerk of the Board of Supervisors
Foreperson, Grand Jury



O R A N G E C O U N T Y

AUDITOR-CONTROLLER

I N T E R N A L A U D I T

**REPORT ON REVIEW
OF THE
STATEMENT OF ASSETS
HELD BY THE
COUNTY TREASURY**

**AS OF
SEPTEMBER 30, 2010**



**Job Number 1058
Report Date: December 6, 2010**



O R A N G E C O U N T Y
AUDITOR-CONTROLLER
I N T E R N A L A U D I T

Orange County Auditor-Controller
David E. Sundstrom, CPA



Nancy N. Ishida, CPA Audit Manager
Christine Young Staff Auditor

Hall of Finance and Records
12 Civic Center Plaza, Room 200
Santa Ana, CA 92701

Orange County Web Site
<http://egov.ocgov.com/ocgov>

**Report on Review of the Statement of Assets
Held by the County Treasury**

As of September 30, 2010

TABLE OF CONTENTS

Transmittal Letter.....	i
Internal Auditor’s Report.....	1
Statement of Assets Held by the County Treasury as of September 30, 2010.....	3



**ORANGE COUNTY
AUDITOR-CONTROLLER**

HALL OF RECORDS
12 CIVIC CENTER PLAZA, ROOM 200
POST OFFICE BOX 567
SANTA ANA, CALIFORNIA 92702-0567

(714) 834-2450 FAX: (714) 834-2569

www.ac.ocgov.com

SHAUN M. SKELLY
CHIEF DEPUTY
AUDITOR-CONTROLLER

JAN E. GRIMES
DIRECTOR
CENTRAL ACCOUNTING OPERATIONS

WILLIAM A. CASTRO
DIRECTOR
SATELLITE ACCOUNTING OPERATIONS

PHILLIP T. DAIGNEAU
DIRECTOR
INFORMATION TECHNOLOGY

DAVID E. SUNDSTROM, CPA
AUDITOR-CONTROLLER

Transmittal Letter

Job No. 1058

December 6, 2010

TO: Members, Board of Supervisors

SUBJECT: Report on Review of the Statement of Assets Held by the
County Treasury as of September 30, 2010

We have completed our Report on Review of the Statement of Assets held by the County Treasury as of September 30, 2010. Enclosed is a copy of the report.

A handwritten signature in blue ink, appearing to read "D. Sundstrom", is written over a faint, larger version of the signature.

David E. Sundstrom
Auditor-Controller

NI:lr
Enclosure

Other recipients of this report:

Members, Audit Oversight Committee
Thomas G. Mauk, County Executive Officer
Robert J. Franz, Chief Financial Officer
Chriss W. Street, Treasurer-Tax Collector
Paul C. Gorman, Chief Assistant Treasurer-Tax Collector
Members, Treasury Oversight Committee
Jan Grimes, Director, Central Accounting Operations
Auditor-Controller
Darlene J. Bloom, Clerk of the Board of Supervisors
Foreperson, Grand Jury



**ORANGE COUNTY
AUDITOR-CONTROLLER**

HALL OF RECORDS
12 CIVIC CENTER PLAZA, ROOM 200
POST OFFICE BOX 567
SANTA ANA, CALIFORNIA 92702-0567

(714) 834-2450 FAX: (714) 834-2569

www.ac.ocgov.com

SHAUN M. SKELLY
CHIEF DEPUTY
AUDITOR-CONTROLLER

JAN E. GRIMES
DIRECTOR
CENTRAL ACCOUNTING OPERATIONS

WILLIAM A. CASTRO
DIRECTOR
SATELLITE ACCOUNTING OPERATIONS

PHILLIP T. DAIGNEAU
DIRECTOR
INFORMATION TECHNOLOGY

DAVID E. SUNDSTROM, CPA
AUDITOR-CONTROLLER

INTERNAL AUDITOR'S REPORT

Job No. 1058

December 6, 2010

Members, Board of Supervisors
Hall of Administration Building
333 W. Santa Ana Blvd., 5th Floor
Santa Ana, CA 92701

Pursuant to Government Code §26920(a), we have reviewed the accompanying Statement of Assets Held by the County Treasury as of September 30, 2010 (financial statement). All information included in this financial statement is the representation of the management of the Treasurer's Office.

Our review was conducted in accordance with *Government Auditing Standards* issued by the Comptroller General of the United States. A review consists principally of inquiries of department personnel and analytical procedures applied to financial data. The Treasurer's Office prepared a statement showing the amount and type of assets held in the County Treasury as of September 30, 2010. Our review included the following procedures:

- (1) Counting cash in the County Treasury and confirming cash and investments held on behalf of the Treasurer's Office.
- (2) Verifying that the records of the County Treasury and Auditor-Controller are reconciled for cash and investment accounts.

Based on our review, with the exception of the matter described in the following paragraph, we are not aware of any material modifications that should be made to the accompanying financial statement prepared on the cash basis, as modified, which is a comprehensive basis of accounting other than United States generally accepted accounting principles. Accordingly, it is the Treasurer's policy to not recognize trades until the settlement date.

Management has elected to omit all disclosures ordinarily included in a financial statement prepared on the cash basis as modified. If the omitted disclosures were included in the financial statement they might influence the user's conclusions about the Treasury's assets. Accordingly, this financial statement is not designed for those who are not informed about such matters.

Members, Board of Supervisors
December 6, 2010

The Treasurer-Tax Collector's Office has its own separate accounting staff and Fund Accounting System that maintain the Treasury financial records. Treasury staff is responsible for the recordation and reconciliation of the Treasury's cash and investments and also reconciles the Treasury financial systems.

The Auditor-Controller is elected by and accountable to the citizens of Orange County. The Auditor-Controller General Ledger Unit is responsible for the reconciliation of the Treasury cash fund balances to the County general ledger. We are disclosing this relationship because the Controller's role may be perceived as a potential impairment to our independence. However, the Internal Audit Unit that conducted this review is organizationally located outside of the line-management function of the Auditor-Controller's Office and is not responsible for the recordation or reconciliation of financial transactions. The Internal Audit Unit reports administratively to the elected Auditor-Controller.

Nevertheless, the reader of this report is advised to consider the above disclosure when using this report.

This report is intended for the information of the management of the County of Orange Auditor-Controller. However, this report is a matter of public record and its distribution is not limited.



Nancy N. Ishida, CPA
Audit Manager

NI:lr
Attachment

Other recipients of this report:

- Members, Audit Oversight Committee
- Thomas G. Mauk, County Executive Officer
- David E. Sundstrom, Auditor-Controller
- Robert J. Franz, Chief Financial Officer
- Chriss W. Street, Treasurer-Tax Collector
- Paul C. Gorman, Chief Assistant Treasurer-Tax Collector
- Members, Treasury Oversight Committee
- Jan Grimes, Director, Central Accounting Operations
- Auditor-Controller
- Darlene J. Bloom, Clerk of the Board of Supervisors
- Foreperson, Grand Jury

Statement of Assets Held by the County Treasury as of September 30, 2010

**STATEMENT OF ASSETS HELD BY THE COUNTY TREASURY
AS OF SEPTEMBER 30, 2010**

	ASSETS			
	County Pool	Educational Pool	Non-Pooled	Total
CASH				
Cash on Hand	\$ 30,495	\$ -	\$ -	\$ 30,495
Demand Accounts	7,078,130	2,654,845	-	9,732,975
Total Cash	7,108,625	2,654,845	-	9,763,470
INVESTMENTS, stated at fair value				
<i>Orange County Investment Pool:</i>				
Money Market Fund	1,271,251,788			1,271,251,788
Extended Fund	1,735,706,383			1,735,706,383
OC Extended Fund B	18,847,453			18,847,453
<i>Orange County Educational Pool:</i>				
Money Market Fund		1,392,597,482		1,392,597,482
Extended Fund		1,336,797,013		1,336,797,013
OC Extended Fund B		15,850,680		15,850,680
<i>Non-Pooled</i>			66,733,392	66,733,392
Total Investments	3,025,805,624	2,745,245,175	66,733,392	5,837,784,191
TOTAL ASSETS	\$ 3,032,914,249	\$ 2,747,900,020	\$ 66,733,392	\$ 5,847,547,661


 Robert J. Franz, Deputy CEO
 Chief Financial Officer

See accompanying Internal Auditor's Report