

*Treasurer's Monthly*

# MANAGEMENT

JULY 2010

# REPORT



From the Office of  
Robert Franz, Orange County Chief Financial Officer



COUNTY OF ORANGE

TREASURER'S MANAGEMENT REPORT

For the month ended July 31, 2010

Table of Contents

I. Letter to Board of Supervisors. . . . . 1

II. Investment Pool Statistics at market value and book cost, average maturities, current and average yields, current net asset values, and investment and cash to fund accounting reconciliation . . . . . 5

III. Benchmark Comparisons . . . . . 7

IV. Composition Charts and Graphs. . . . . 10

V. Cash Availability Projection per California Government Code Section 53646(b)(3) . . . . .20

VI. Statement of Accountability . . . . . 21

VII. Portfolio Investment Inventory with Market Values . . . . . 22

VIII. Detailed Transaction Report. . . . . .60

IX. Non-Compliance Report . . . . . 96

X. Approved Issuer List . . . . . 98

XI. Changes in Eligible Credits . . . . .102

XII. Credit Quality by Market Value . . . . .103

XIII. Distribution List. . . . .104

XIV. Report on Compliance Monitoring of the Treasurer's Investment Portfolio for the Month of May 2010. . . . .105

XV. Report on Compliance Monitoring of the Treasurer's Investment Portfolio for the Month of June 2010. . 110




County of Orange  
California

Robert J. Franz  
Chief Financial Officer

August 13, 2010

TO: Board of Supervisors  
Thomas G. Mauk, County Executive Officer  
Treasury Oversight Committee  
Treasurer's Advisory Committee  
Participants

FROM: Robert Franz   
Chief Financial Officer

SUBJECT: Treasurer's Management Report for Month ended July 31, 2010

Attached please find the Treasurer's Management Report for the County of Orange for the month ended July 31, 2010. The information provided herein, including all charts, tables, graphs and numerical representations, is provided to readers solely as a general overview of the economic and market conditions which the Treasurer utilizes in making investment decisions. In addition, a complete version of this report is also available for download at our website [www.ttc.ocgov.com](http://www.ttc.ocgov.com).

#### **CHIEF FINANCIAL OFFICER'S REPORT**

In order to assist you in reading this report, please note that the current balances reflect the investments recorded in the portfolios for each particular fund for the period ending July 31, 2010. Each money market fund has an average maturity of less than sixty days, with a net asset value (NAV) falling within the range of \$0.9950 and \$1.0050. The Extended Fund shall have a duration not to exceed a leading 1-3 Year index +25%. All investments are marked to the market at the end of the reporting period due to the narrow valuation range prescribed by the Pools' Investment Policy Statement.

The reports reflect the par value (face value), the cost and market value (the price of each security at the close of the market on the last trading day of the month). Market values are derived from the Bloomberg Professional Service, a premier provider of instant access to real-time and historical financial data. The difference between the market value and book value is the unrealized gain or (loss). The Detail Transaction Report Section is provided in compliance with California Government Code Section 53607, which requires that the Treasurer file such a report with the Board of Supervisors, from whom his investment authority has been delegated.

#### **APPORTIONMENT OF COMMINGLED POOL INTEREST EARNINGS**

We have prepared a forecast for the timing of the County Investment Pool's June 2010 and July 2010 interest apportionments. We anticipate posting the June 2010 and July 2010 interest apportionments to participants' cash accounts in the County general ledger by approximately August 22 and September 19, 2010 respectively.

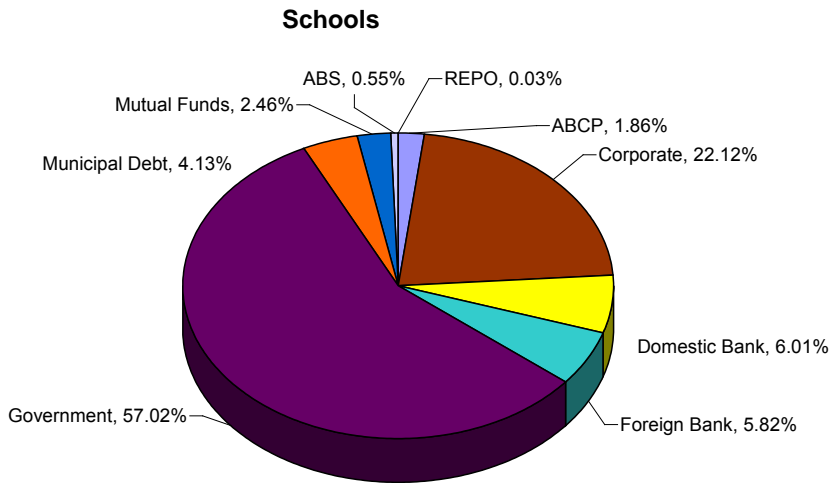
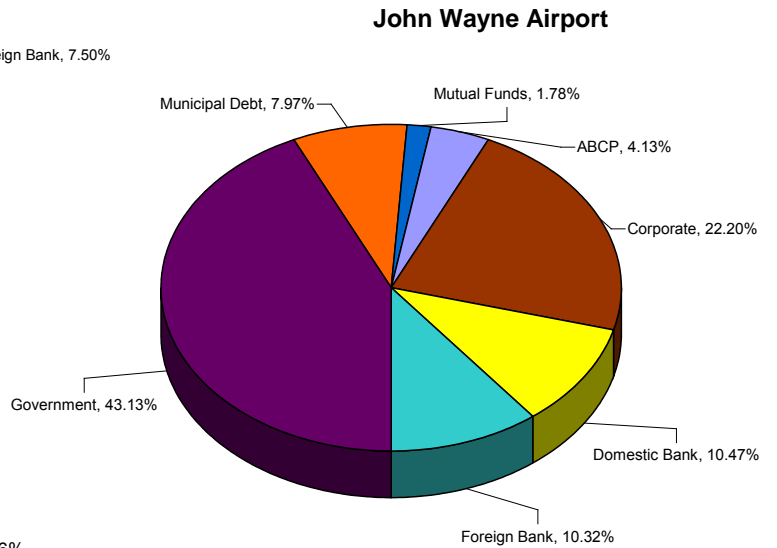
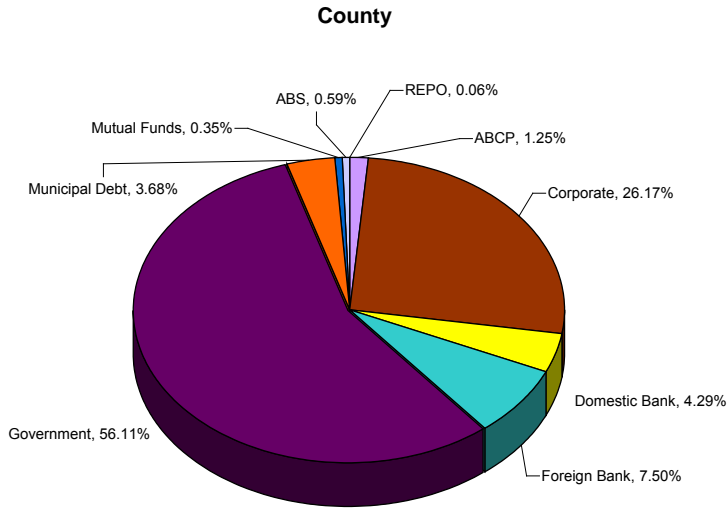
County Executive Office  
333 W. Santa Ana Blvd  
Third Floor  
Santa Ana, California  
92701-4062

Tel: (714) 834 -4304  
Fax: (714) 834 -3555  
Web: [www.ocgov.com](http://www.ocgov.com)

**PORTFOLIO COMPOSITION:**

The following graphs represent the County, School and John Wayne Airport investment pools' composition by issuer type. The County and School pools include their portion of the Extended Funds (Exhibit 1)

**EXHIBIT 1: Investment Pool Composition**



## **MARKET OBSERVATIONS**

Market participants appear to have placed the European crisis firmly in the rearview mirror and BP has plugged the largest oil spill of the modern era. Unfortunately for the County portfolio, this news has not translated into higher interest rates.

In recent months economic growth has slowed leading to a decrease in interest rates across the maturity spectrum. Additionally, many are expecting the Fed or Congress to provide an additional round of stimulus later this year. One of the triggers for the recent run-up in prices (and resulting lower interest rates) for US Treasury bonds was the announcement the Fed would be reinvesting maturities from their mortgage pool holdings into the Treasury market. Market pundits greeted this as confirmation of Quantitative Easing lite (QE Lite). How reinvesting money from maturing assets puts additional money into the economy is a mystery, but it does provide an additional buyer of Treasuries. At the margin, it would seem to indicate higher prices and lower yields, all other variables held constant.

Of greater interest to us, does this foreshadow additional stimulus as we approach elections in November? Our interpretation is additional Federal stimulus will have a slight prolonging effect keeping rates low for longer, but will not provide any material changes.

Our forecast for the remainder of 2010 is for continued sluggish growth in the economy. Unemployment will remain elevated at current levels and diminishing government intervention in the economy should keep a lid on inflation. Because of this we anticipate longer term rates to remain within a range of +/- .50% of current levels. Although our opinion is short term rates will remain low, we believe there will continue to be upward pressure on rates and are leery of locking in longer maturities.

Based on the above observations, our office will continue to take advantage of moves in the marketplace to selectively extend our duration, while investing in securities that will protect us from higher short-term interest rates.

### **Interest Rate Forecast**

For the fiscal year 2010-2011, we are estimating an average interest yield of 1.20%.

The Treasurer's Office appreciates your continued confidence as well as the opportunity to provide you exemplary portfolio and cash management services in the future.

**ORANGE COUNTY TREASURER-TAX COLLECTOR**

**EXECUTIVE SUMMARY**

August 1, 2009 - July 31, 2010

PERIOD ENDING - MONTH / YEAR	MONTH END MARKET	EARNINGS FOR MONTH	AVERAGE YIELD FOR	MONTH END WAM
<i>Current Month - July 2010</i>				
County Pool - Money Market Fund	\$ 1,315,009,875	\$ 552,598	0.42%	54
Educational Pool - Money Market Fund	\$ 1,392,481,613	\$ 459,872	0.42%	52
Extended Fund	\$ 3,060,507,013	\$ 3,191,055	1.23%	511
OC Extended Fund B	\$ 33,248,593	\$ -	N/A	309
<i>June 2010</i>				
County Pool - Money Market Fund	\$ 1,706,187,007	\$ 497,327	0.34%	58
Educational Pool - Money Market Fund	\$ 1,349,698,395	\$ 450,241	0.39%	55
Extended Fund	\$ 2,799,555,894	\$ 3,590,484	1.55%	557
OC Extended Fund B	\$ 33,560,112	\$ -	N/A	340
<i>May 2010</i>				
County Pool - Money Market Fund	\$ 2,041,335,609	\$ 593,058	0.32%	55
Educational Pool - Money Market Fund	\$ 1,593,064,172	\$ 511,916	0.35%	57
Extended Fund	\$ 2,759,762,530	\$ 6,645,732	2.85%	584
OC Extended Fund B	\$ 34,559,137	\$ -	N/A	5
<i>April 2010</i>				
County Pool - Money Market Fund	\$ 2,259,602,732	\$ 592,006	0.24%	57
Educational Pool - Money Market Fund	\$ 1,835,314,711	\$ 348,913	0.31%	57
Extended Fund	\$ 2,734,552,743	\$ 4,265,867	1.88%	622
OC Extended Fund B	\$ 35,324,110	\$ -	N/A	36
<i>March 2010</i>				
County Pool - Money Market Fund	\$ 2,181,831,316	\$ 541,843	0.31%	53
Educational Pool - Money Market Fund	\$ 1,378,158,717	\$ 401,715	0.33%	58
Extended Fund	\$ 2,728,999,199	\$ 3,579,192	1.55%	631
OC Extended Fund B	\$ 36,096,323	\$ -	N/A	66
<i>February 2010</i>				
County Pool - Money Market Fund	\$ 2,091,943,820	\$ 421,985	0.26%	57
Educational Pool - Money Market Fund	\$ 1,443,531,370	\$ 365,965	0.31%	51
Extended Fund	\$ 2,618,244,956	\$ 3,680,403	1.82%	511
OC Extended Fund B	\$ 36,578,163	\$ -	N/A	97
<i>January 2010</i>				
County Pool - Money Market Fund	\$ 2,108,614,594	\$ 508,703	0.27%	55
Educational Pool - Money Market Fund	\$ 1,759,715,627	\$ 369,528	0.26%	57
Extended Fund	\$ 2,599,819,873	\$ 3,353,439	1.49%	489
OC Extended Fund B	\$ 37,098,503	\$ -	N/A	125
<i>December 2009</i>				
County Pool - Money Market Fund	\$ 2,463,159,678	\$ 615,490	0.24%	57
Educational Pool - Money Market Fund	\$ 2,071,614,454	\$ 380,114	0.37%	43
Extended Fund	\$ 2,592,000,368	\$ 3,029,087	1.35%	408
OC Extended Fund B	\$ 37,405,659	\$ -	N/A	156
<i>November 2009</i>				
County Pool - Money Market Fund	\$ 2,213,498,431	\$ 507,764	0.29%	52
Educational Pool - Money Market Fund	\$ 1,157,124,969	\$ 375,995	0.41%	60
Extended Fund	\$ 2,595,489,296	\$ 6,021,428	2.78%	340
OC Extended Fund B	\$ 37,545,360	\$ -	N/A	187
<i>October 2009</i>				
County Pool - Money Market Fund	\$ 2,129,243,138	\$ 560,511	0.33%	53
Educational Pool - Money Market Fund	\$ 1,322,589,455	\$ 407,887	0.44%	59
Extended Fund	\$ 2,566,724,258	\$ 3,600,287	1.62%	498
OC Extended Fund B	\$ 38,277,435	\$ -	N/A	217
<i>September 2009</i>				
County Pool - Money Market Fund	\$ 1,970,027,204	\$ 583,000	0.35%	54
Educational Pool - Money Market Fund	\$ 1,368,057,984	\$ 517,448	0.56%	57
Extended Fund	\$ 2,531,354,790	\$ 3,569,904	1.71%	486
OC Extended Fund B	\$ 38,725,414	\$ -	N/A	248
<i>August 2009</i>				
County Pool - Money Market Fund	\$ 2,106,086,758	\$ 915,879	0.50%	57
Educational Pool - Money Market Fund	\$ 1,419,464,342	\$ 769,121	0.58%	60
Extended Fund	\$ 2,443,068,280	\$ 8,317,118	4.02%	476
OC Extended Fund B	\$ 38,891,543	\$ -	N/A	278
<b>August 1, 2009 - July 31, 2010</b>				
	<b>Annual Average</b>	<b>Total for Year</b>	<b>Annual Average</b>	<b>Annual Average</b>
County Pool - Money Market Fund	\$ 2,048,878,347	\$ 6,890,164	0.32%	55
Educational Pool - Money Market Fund	\$ 1,507,567,984	\$ 5,358,714	0.39%	56
Extended Fund	\$ 2,705,615,796	\$ 52,843,996	1.99%	509

**ORANGE COUNTY TREASURER-TAX COLLECTOR  
INVESTMENT POOL STATISTICS  
FOR THE MONTH ENDED JULY 31, 2010**

**INVESTMENT STATISTICS - By Investment Fund\***

DESCRIPTION	CURRENT BALANCES	Average Days to Maturity	Current Yield	MONTH Average Yield	Current NAV
<u>O.C. Money Market Fund</u>	MARKET Value \$ 1,315,009,875 COST (Capital) \$ 1,316,503,952 MONTHLY AVG Balance \$ 1,542,327,451 BOOK Value \$ 1,314,814,025	54	0.51%	0.42%	1.00
<u>O.C. Educational Money Market Fund</u>	MARKET Value \$ 1,392,481,613 COST (Capital) \$ 1,393,068,494 MONTHLY AVG Balance \$ 1,274,796,472 BOOK Value \$ 1,392,130,305	52	0.49%	0.42%	1.00
<u>Extended Fund</u>	MARKET Value \$ 3,060,507,013 COST (Capital) \$ 3,050,776,767 MONTHLY AVG Balance \$ 3,051,546,074 BOOK Value \$ 3,045,148,807	511	1.51%	1.23%	1.00
<u>OC Extended Fund B (Serpentine Holdings)</u>	MARKET Value \$ 33,248,593 COST (Capital) \$ 44,078,038	309	NA	NA	0.75
<b>ALLOCATION OF EXTENDED FUNDS</b>					
<u>Extended Fund (X Fund) County's Share of X Fund</u>	MARKET Value \$ 1,726,401,075 COST (Capital) \$ 1,720,912,342 MONTHLY AVG Balance \$ 1,701,546,074 BOOK Value \$ 1,717,737,667	511	1.51%	1.23%	1.00
<u>Educational Share of X Fund</u>	MARKET Value \$ 1,334,105,937 COST (Capital) \$ 1,329,864,425 MONTHLY AVG Balance \$ 1,350,000,000 BOOK Value \$ 1,327,411,140	511	1.51%	1.23%	1.00
<u>OC Extended Fund B County's Share</u>	MARKET Value \$ 18,060,087 COST (Capital) \$ 23,942,462	309	NA	NA	0.75
<u>Educational Share</u>	MARKET Value \$ 15,188,506 COST (Capital) \$ 20,135,575	309	NA	NA	0.75

**ORANGE COUNTY TREASURER-TAX COLLECTOR  
INVESTMENT POOL STATISTICS  
FOR THE MONTH ENDED JULY 31, 2010**

**INVESTMENT STATISTICS - By Investment Pool\*\*\***

DESCRIPTION	CURRENT BALANCES	Average Days to Maturity	Current Yield	MONTH	Current NAV
				Average Yield	
<b>COMBINED POOL BALANCES</b>					
<i>County Pool</i>	MARKET Value \$ 3,059,471,037 COST (Capital) \$ 3,061,358,756 MONTHLY AVG Balance \$ 3,243,873,525 BOOK Value \$ 3,056,494,154	313	1.04%	0.85%	1.00
<i>Educational Pool</i>	MARKET Value \$ 2,741,776,056 COST (Capital) \$ 2,743,068,494 MONTHLY AVG Balance \$ 2,624,796,472 BOOK Value \$ 2,739,677,021	276	1.01%	0.84%	1.00

**INVESTMENT STATISTICS - Non Pooled Investments \*\***

DESCRIPTION	CURRENT BALANCE	BOOK BALANCE BY INVESTMENT TYPE	
<b>Specific Investment Funds:</b> 112, 283, 480, 482, 483, 494, 497 505, 510, 514, 546, 15B	MARKET Value \$ 65,592,249 COST (Capital) \$ 65,710,914 MONTHLY AVG Balance \$ 67,190,601	Money Market Funds Repurchase Agreement John Wayne Airport Investment Pool GNMA Mortgage-Backed Security	\$ 15,959,406 1,081,500 48,541,979 128,029 \$ 65,710,914

**MONTH END TOTALS\*\*\*\***

INVESTMENTS & CASH		FUND ACCOUNTING & SPECIFIC INVESTMENTS	
County Money Market Fund	\$ 1,316,503,952	County Funds	\$ 3,064,637,796
County Cash	3,279,040	School Funds	2,746,479,056
Educational Money Market Fund	1,393,068,494	Specific Investments	65,710,914
Extended Fund	3,050,776,767		
OC Extended Fund B	44,078,038		
School Cash	3,410,563		
Non Pooled Investments @ Cost	65,710,914		
	\$ 5,876,827,766		\$ 5,876,827,766

\* Book Value is computed as Cost reduced by amortization of premium and increased by the accretion of discount of the Investment Portfolio. Net Asset Value (NAV) is equal to Market Value divided by Book Value.

\*\* Specific non pooled investments are reported in compliance with Government Code Section 53646 (b)(1). Detailed descriptions are included in the inventory listing in Section VII of this report.

\*\*\*The Combined Pool Balances include the County and Educational Money Market Funds and their respective portions of the Extended Fund and Extended Fund B





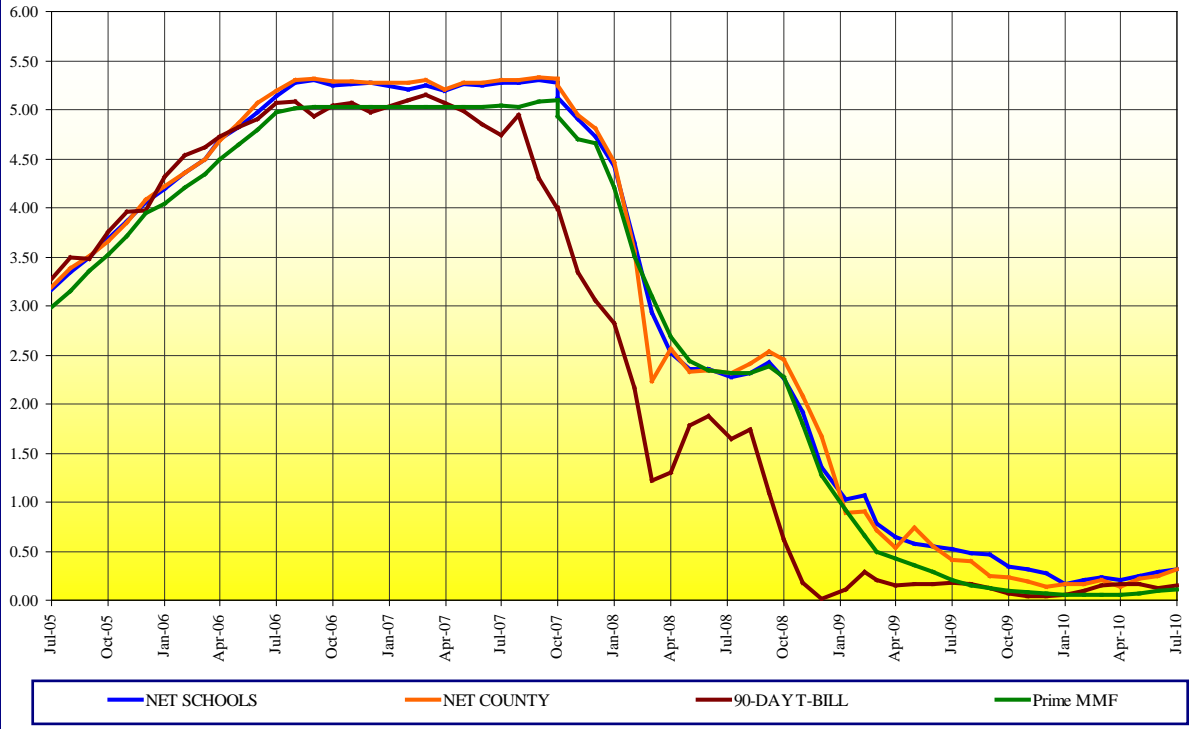
# JOHN WAYNE AIRPORT PORTFOLIO

INVESTMENT PORTFOLIO RESULTS with Benchmark Comparisons (1)

	MARKET VALUE (000)	AVERAGE DAYS TO MATURITY			MONTHLY AVERAGE % YIELD (2)			
		JW AIRPORT	MMF AVG	S&P LGIP	JW AIRPORT	90 DAY T-BILL	MMF AVG	S&P LGIP
July 2010	48,423.3	56	46	44	0.36	0.15	0.19	0.18
June 2010	49,480.9	56	39	44	0.37	0.12	0.15	0.17
May 2010	49,506.1	55	45	46	0.36	0.16	0.13	0.16
April 2010	49,448.1	57	49	48	0.34	0.16	0.12	0.15
March 2010	49,481.4	58	53	48	0.21	0.15	0.10	0.15
February 2010	49,510.1	59	55	49	0.28	0.10	0.11	0.15
January 2010	49,468.1	49	56	49	0.43	0.06	0.11	0.18
December 2009	49,453.8	55	50	47	0.43	0.04	0.14	0.22
November 2009	49,360.8	51	54	48	0.43	0.04	0.16	0.23
October 2009	49,293.8	55	59	46	0.46	0.07	0.20	0.26
September 2009	49,408.8	47	56	44	0.51	0.12	0.23	0.31
August 2009	49,356.3	56	54	45	0.52	0.17	0.28	0.33
July 2009	49,205.6	54	59	45	0.60	0.18	0.36	0.38
June 2009	49,210.6	55	50	44	0.74	0.17	0.49	0.44
May 2009	49,342.9	51	56	44	0.82	0.17	0.58	0.52
April 2009	49,278.3	55	52	44	0.77	0.15	0.63	0.60
March 2009	58,249.5	53	48	46	0.99	0.20	0.72	0.73
February 2009	58,161.3	53	53	45	1.23	0.29	1.02	0.84
January 2009	58,189.3	42	52	43	1.11	0.12	1.36	1.18
December 2008	58,183.0	52	49	45	1.49	0.02	1.80	1.54
November 2008	58,109.9	46	41	42	1.91	0.18	2.33	1.92
October 2008	57,990.7	42	43	36	2.27	0.62	2.58	2.17
September 2008	57,831.7	49	44	36	2.49	1.10	2.50	2.32
August 2008	57,733.6	30	46	40	2.42	1.74	2.43	2.28
July 2008	57,617.8	42	48	39	2.40	1.65	2.49	2.26
June 2008	57,489.0	31	48	39	2.49	1.88	2.49	2.29
May 2008	57,349.8	29	44	41	2.58	1.78	2.62	2.42
April 2008	57,234.7	35	49	39	2.68	1.31	2.89	2.73
March 2008	57,137.5	26	42	37	2.92	1.22	3.39	3.24
February 2008	56,938.3	33	42	34	3.67	2.16	3.82	3.84
January 2008	56,697.5	36	48	36	4.47	2.83	4.52	4.45
December 2007	56,441.0	26	48	37	4.71	3.06	4.75	4.59
November 2007	56,262.6	27	41	36	4.95	3.34	4.86	5.06
October 2007	56,098.4	37	45	35	5.21	4.00	5.07	4.95
September 2007	55,836.8	32	45	37	5.27	3.81	5.22	5.07
August 2007	55,595.6	36	40	33	5.40	4.31	5.17	5.09
July 2007	55,360.6	43	35	31	5.32	4.95	5.17	5.10
June 2007	55,118.3	41	38	30	5.35	4.74	5.17	5.10
May 2007	54,760.8	43	39	29	5.33	4.85	5.16	5.09
April 2007	54,451.0	40	38	29	5.36	4.99	5.17	5.14
March 2007	54,213.5	38	39	31	5.23	5.06	5.16	5.14
February 2007	54,064.7	49	37	34	5.39	5.15	5.16	5.12
January 2007	53,626.1	54	48	35	5.32	5.09	5.15	5.12
December 2006	53,406.0	41	51	36	5.27	4.97	5.16	5.12
November 2006	53,178.4	62	51	35	5.31	5.07	5.15	5.10
October 2006	52,904.0	68	43	37	5.38	5.04	5.15	5.10
September 2006	52,646.3	66	38	38	5.46	4.93	5.15	5.09
August 2006	52,468.9	71	38	37	5.39	5.09	5.15	5.05
July 2006	52,303.6	66	32	32	5.28	5.07	5.09	4.97
June 2006	52,137.8	64	37	32	5.17	4.91	4.90	4.79
May 2006	52,446.9	37	38	31	4.94	4.83	4.53	4.63
April 2006	51,782.1	39	37	29	4.76	4.72	4.62	4.49
March 2006	51,556.1	43	38	29	4.63	4.62	4.44	4.32
February 2006	51,364.6	45	37	33	4.43	4.54	4.34	4.20
January 2006	51,183.0	27	38	28	4.25	4.32	4.18	4.05
December 2005	50,996.9	32	36	30	4.10	3.97	4.04	3.92
November 2005	50,829.5	45	35	28	3.99	3.96	3.84	3.70
October 2005	50,708.0	58	32	27	3.84	3.76	3.65	3.47
September 2005	50,557.0	51	36	28	3.64	3.48	3.46	3.29
August 2005	50,435.0	49	37	30	3.51	3.50	3.28	3.11
July 2005	50,237.7	55	37	29	3.32	3.27	3.10	2.91

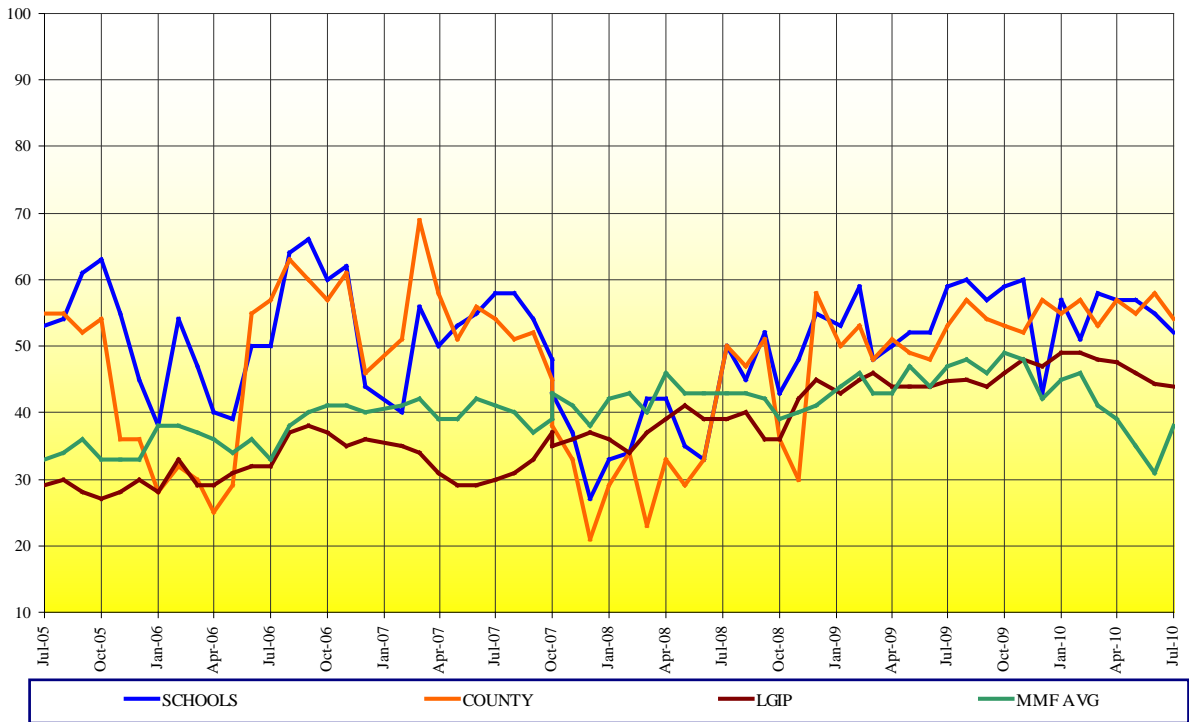
### ORANGE COUNTY MONEY MARKET POOLS vs BENCHMARKS (YIELD)

For The Period July 2005 to July 2010



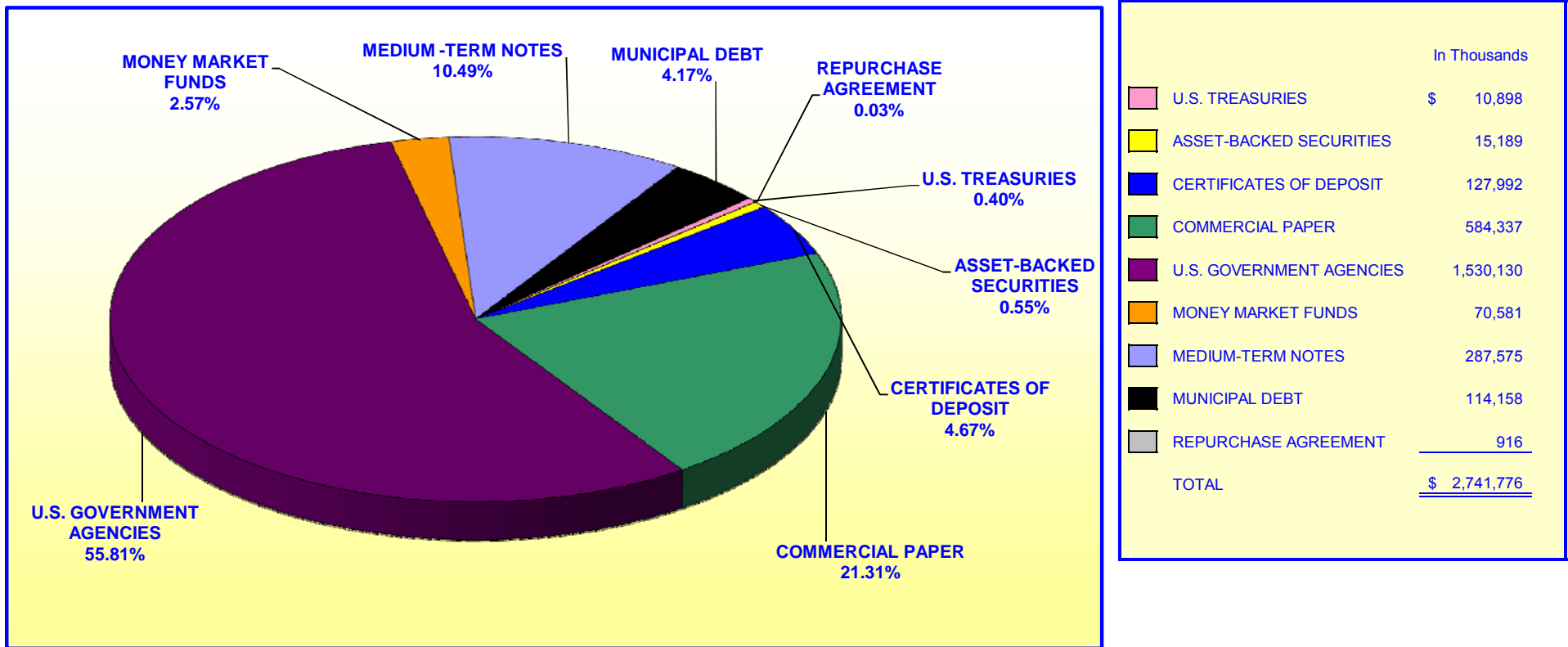
### ORANGE COUNTY MONEY MARKET POOLS vs BENCHMARKS (WAM)

For The Period July 2005 to July 2010



**ORANGE COUNTY TREASURER - TAX COLLECTOR  
ORANGE COUNTY EDUCATIONAL INVESTMENT POOL  
PORTFOLIO COMPOSITION - COMBINED \*\***

July 31, 2010



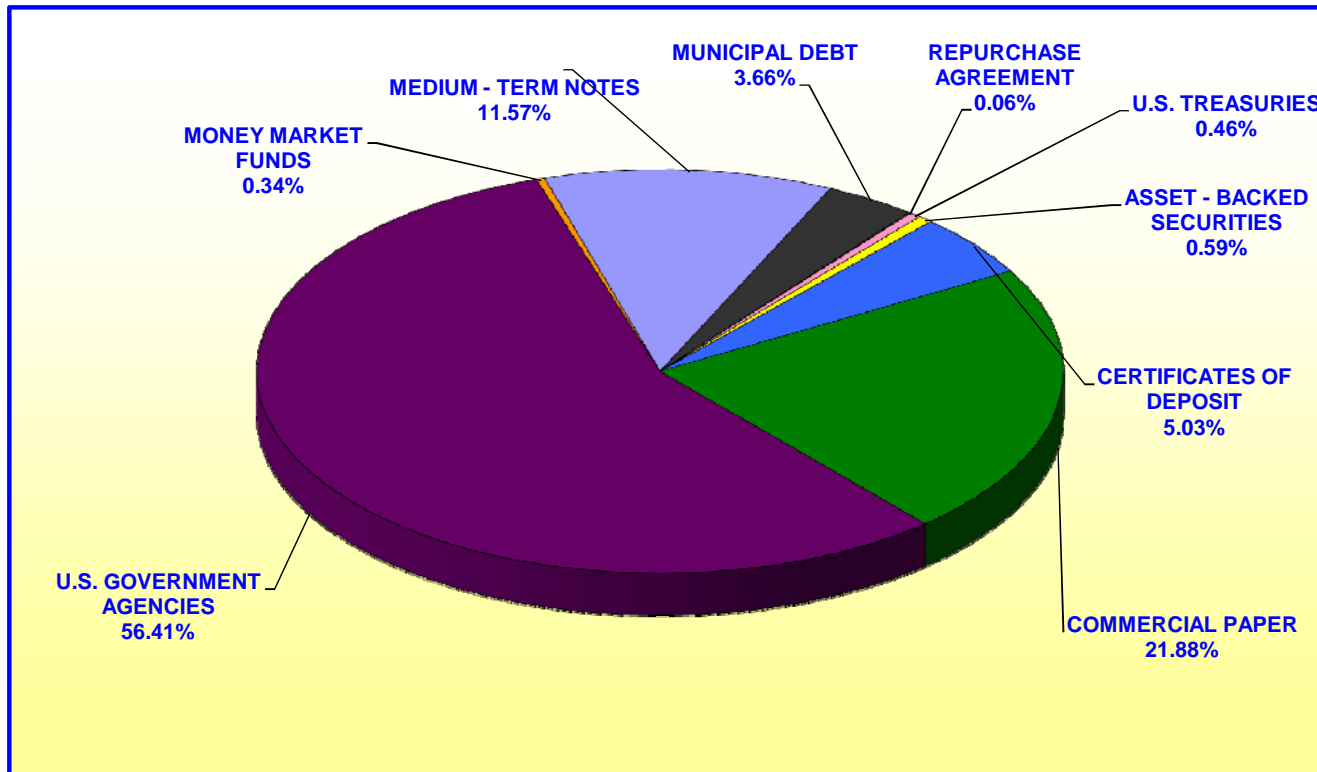
**Investment Composition Is In Compliance With The Orange County Treasurer's Investment Policy Statement**

**\*Educational Investment Pool Includes: Money Market Fund, Extended Fund, & Extended Fund B**

**\*\* Calculated Using Market Value at 07/31/2010**

**ORANGE COUNTY TREASURER - TAX COLLECTOR  
ORANGE COUNTY INVESTMENT POOL  
PORTFOLIO COMPOSITION - COMBINED \*\***

July 31, 2010



	In Thousands
U.S. TREASURIES	\$ 14,102
ASSET-BACKED SECURITIES	18,060
CERTIFICATES OF DEPOSIT	153,993
COMMERCIAL PAPER	669,397
U.S. GOVERNMENT AGENCIES	1,725,892
MONEY MARKET FUNDS	10,305
MEDIUM-TERM NOTES	353,909
MUNICIPAL DEBT	112,104
REPURCHASE AGREEMENT	1,709
<b>TOTAL</b>	<b><u>\$ 3,059,471</u></b>

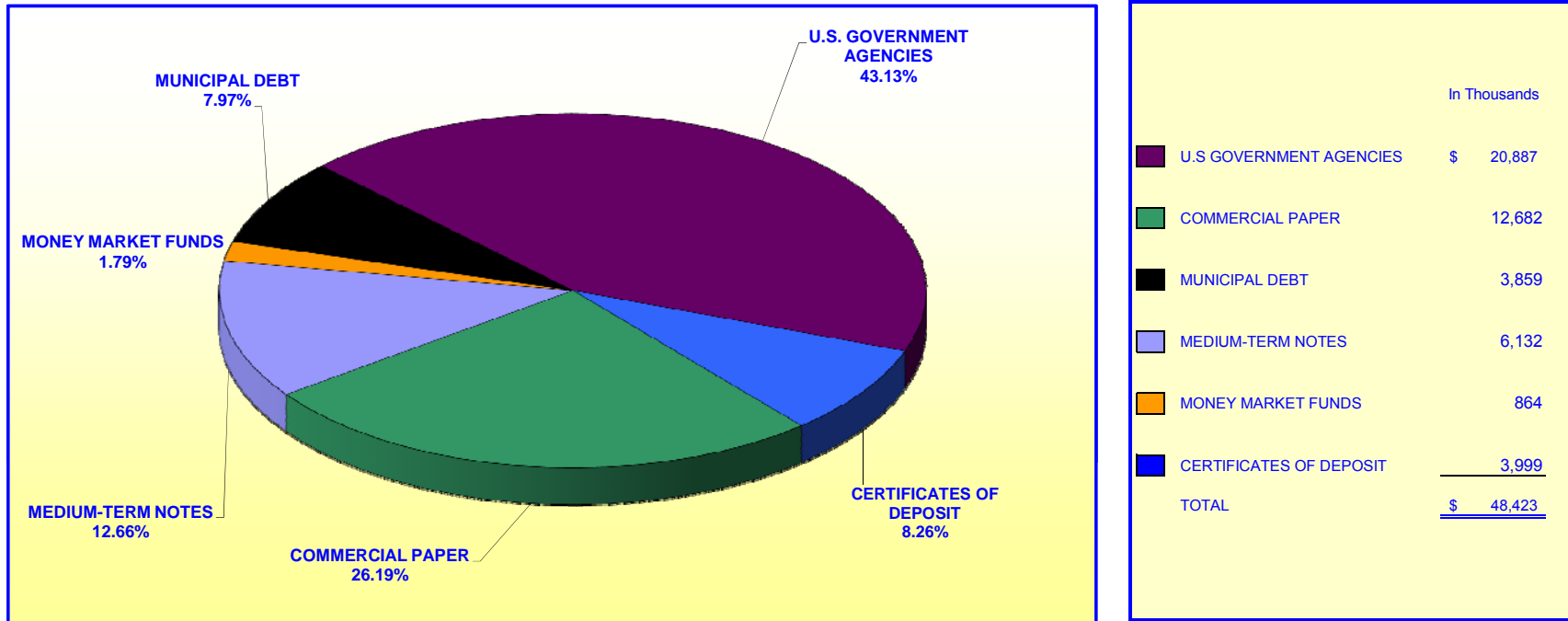
*Investment Composition Is In Compliance With The Orange County Treasurer's Investment Policy Statement*

*\*County Investment Pool Includes: Money Market Fund, Extended Fund, & Extended Fund B*

*\*\* Calculated Using Market Value at 07/31/2010*

**ORANGE COUNTY TREASURER - TAX COLLECTOR  
JOHN WAYNE AIRPORT INVESTMENT POOL  
PORTFOLIO COMPOSITION \*\***

July 31, 2010

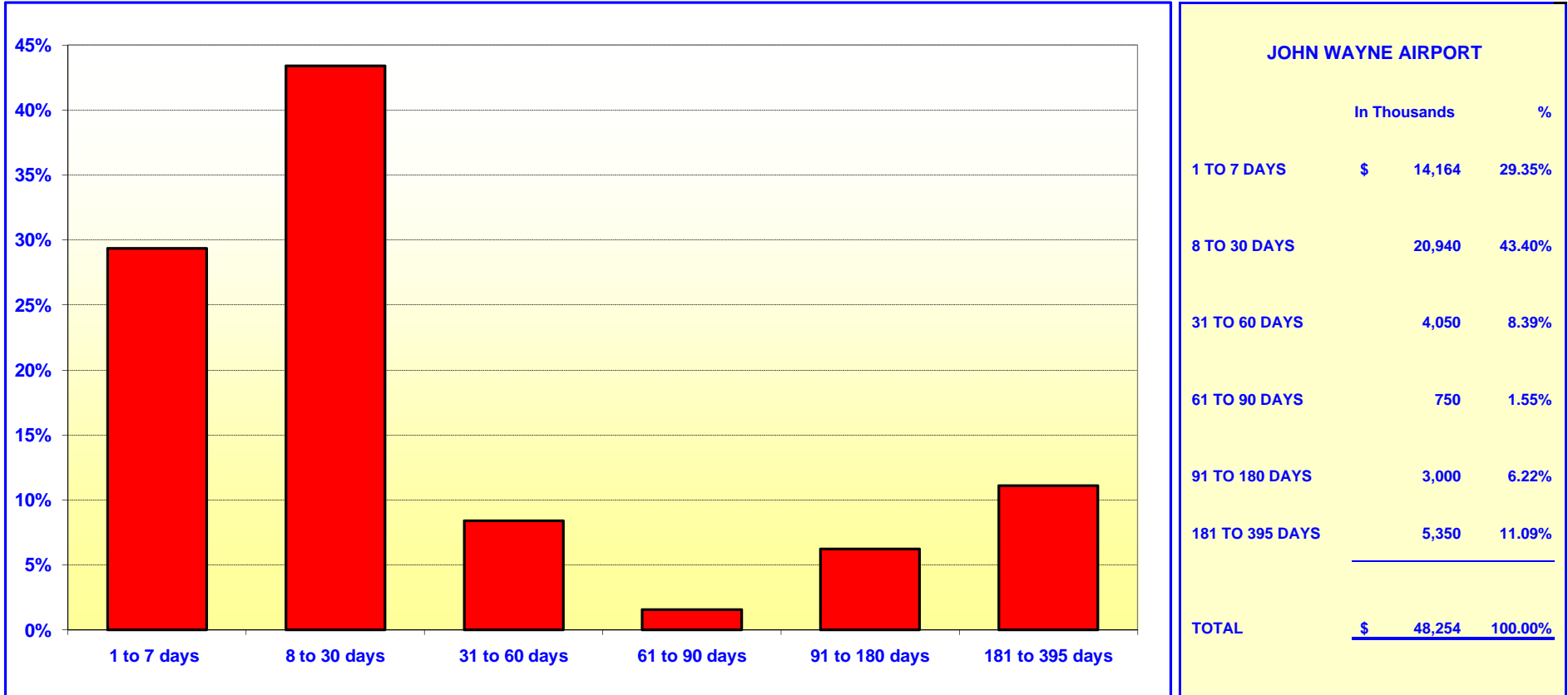


*Investment Composition Is In Compliance With The Orange County Treasurer's Investment Policy Statement*

*\*\* Calculated Using Market Value at 07/31/2010*

**ORANGE COUNTY TREASURER - TAX COLLECTOR**  
**JOHN WAYNE AIRPORT INVESTMENT POOL**  
**MATURITIES DISTRIBUTION**

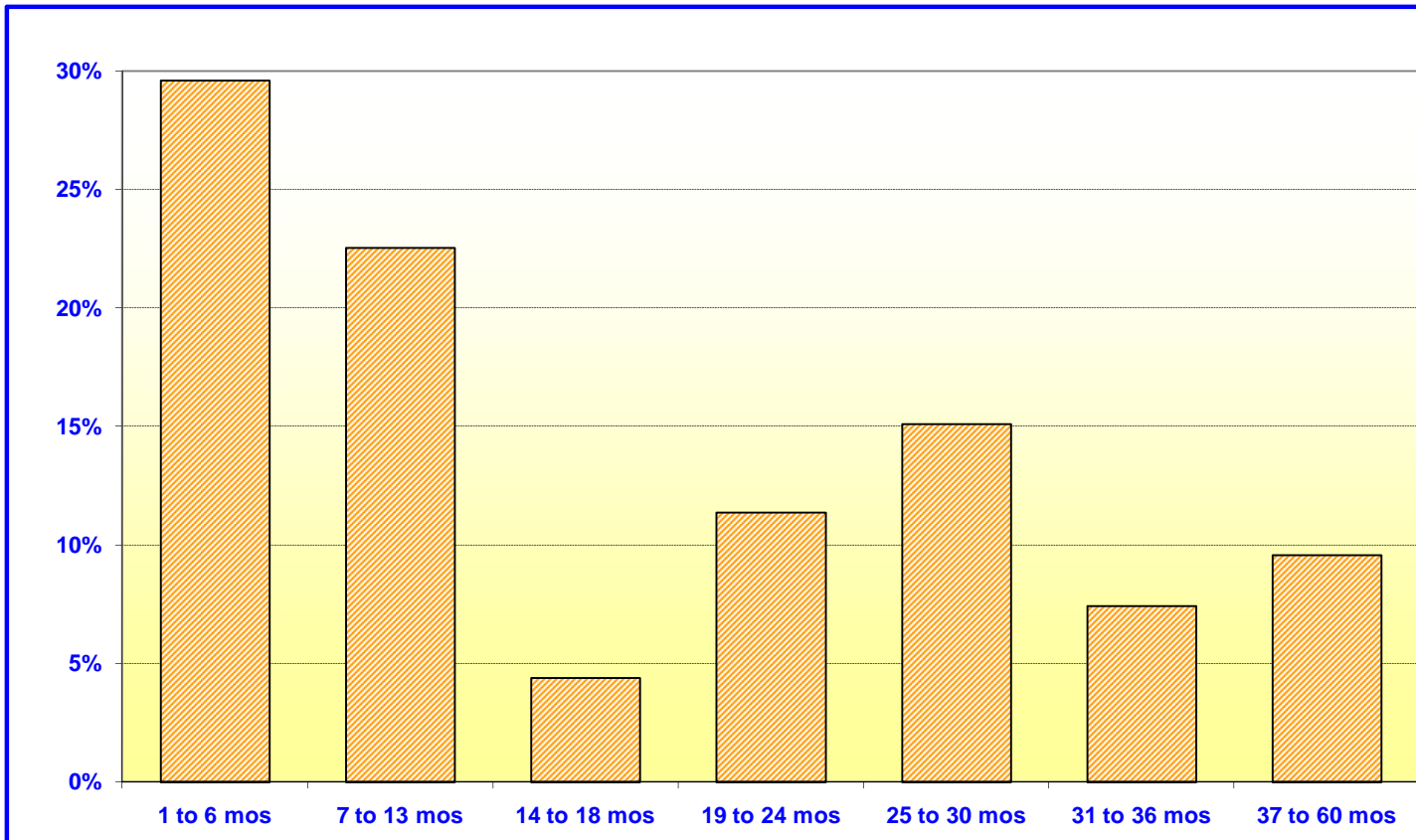
July 31, 2010



*Maturity Limits Are In Compliance With The Orange County Treasurer's Investment Policy Statement*

Floating Rate Notes are deemed to have a maturity date equal to their next interest reset date.  
 At 07/31/2010, Floating Rate Notes comprise 23.53% of the John Wayne Airport

**ORANGE COUNTY TREASURER - TAX COLLECTOR**  
**ORANGE COUNTY - EXTENDED FUND**  
**MATURITIES DISTRIBUTION**  
**July 31, 2010**



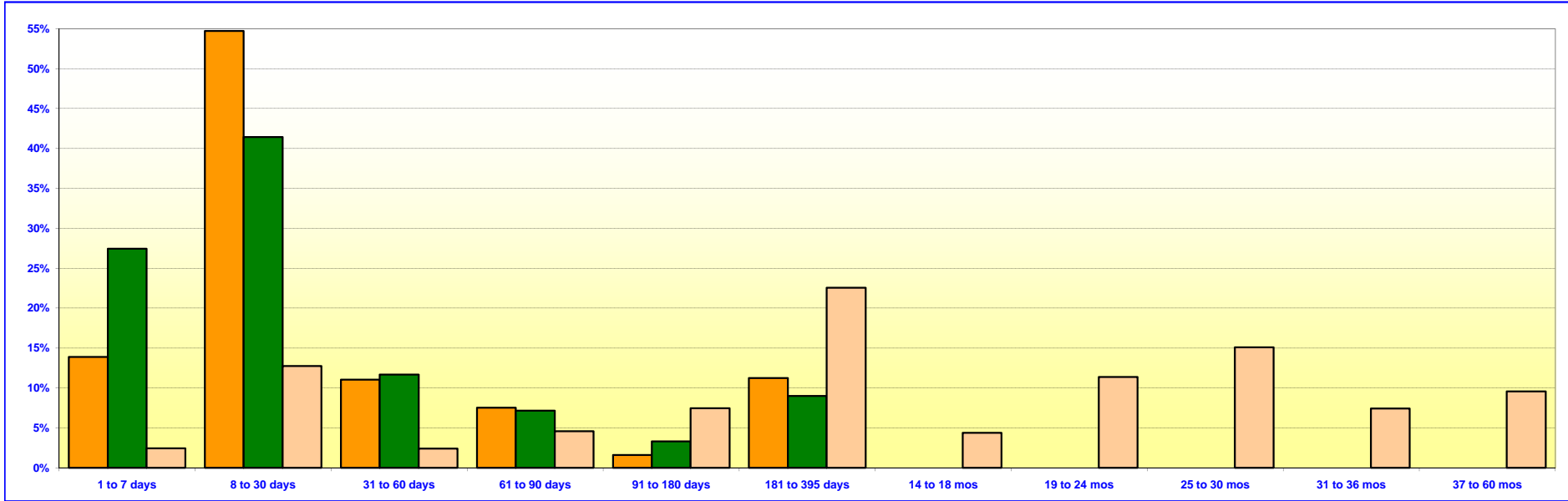
<b>ORANGE COUNTY EXTENDED FUND</b> (includes Extended Fund B)		
	In Thousands	%
1 TO 6 MOS	\$ 913,310	29.60%
7 TO 13 MOS	695,413	22.54%
14 TO 18 MOS	135,520	4.39%
19 TO 24 MOS	350,975	11.37%
25 TO 30 MOS	465,748	15.10%
31 TO 36 MOS	229,122	7.43%
37 TO 60 MOS	295,250	9.57%
<b>TOTAL</b>	<b>\$ 3,085,338</b>	<b>100.00%</b>

***Maturity Limits Are In Compliance With The Orange County Treasurer's Investment Policy Statement***

Floating Rate Notes are deemed to have a maturity date equal to their next interest reset date.  
 At 07/31/2010, Floating Rate Notes comprise 3.31% of the O.C. Extended Fund



**ORANGE COUNTY TREASURER - TAX COLLECTOR  
ORANGE COUNTY AND EDUCATIONAL INVESTMENT POOLS  
MATURITIES DISTRIBUTION  
July 31, 2010**



<b>O.C. INVESTMENT POOL MONEY MARKET FUND</b>			
	In Thousands		%
1 TO 7 DAYS	\$ 182,514		13.89%
8 TO 30 DAYS	718,942		54.72%
31 TO 60 DAYS	144,850		11.03%
61 TO 90 DAYS	98,750		7.52%
91 TO 180 DAYS	21,025		1.60%
181 TO 395 DAYS	147,705		11.24%
<b>TOTAL</b>	<b>\$ 1,313,786</b>		<b>100.00%</b>

<b>O.C. EDUCATIONAL MONEY MARKET FUND</b>			
	In Thousands		%
1 TO 7 DAYS	\$ 381,692		27.43%
8 TO 30 DAYS	576,395		41.42%
31 TO 60 DAYS	162,500		11.68%
61 TO 90 DAYS	99,526		7.15%
91 TO 180 DAYS	46,034		3.31%
181 TO 395 DAYS	125,352		9.01%
<b>TOTAL</b>	<b>\$ 1,391,499</b>		<b>100%</b>

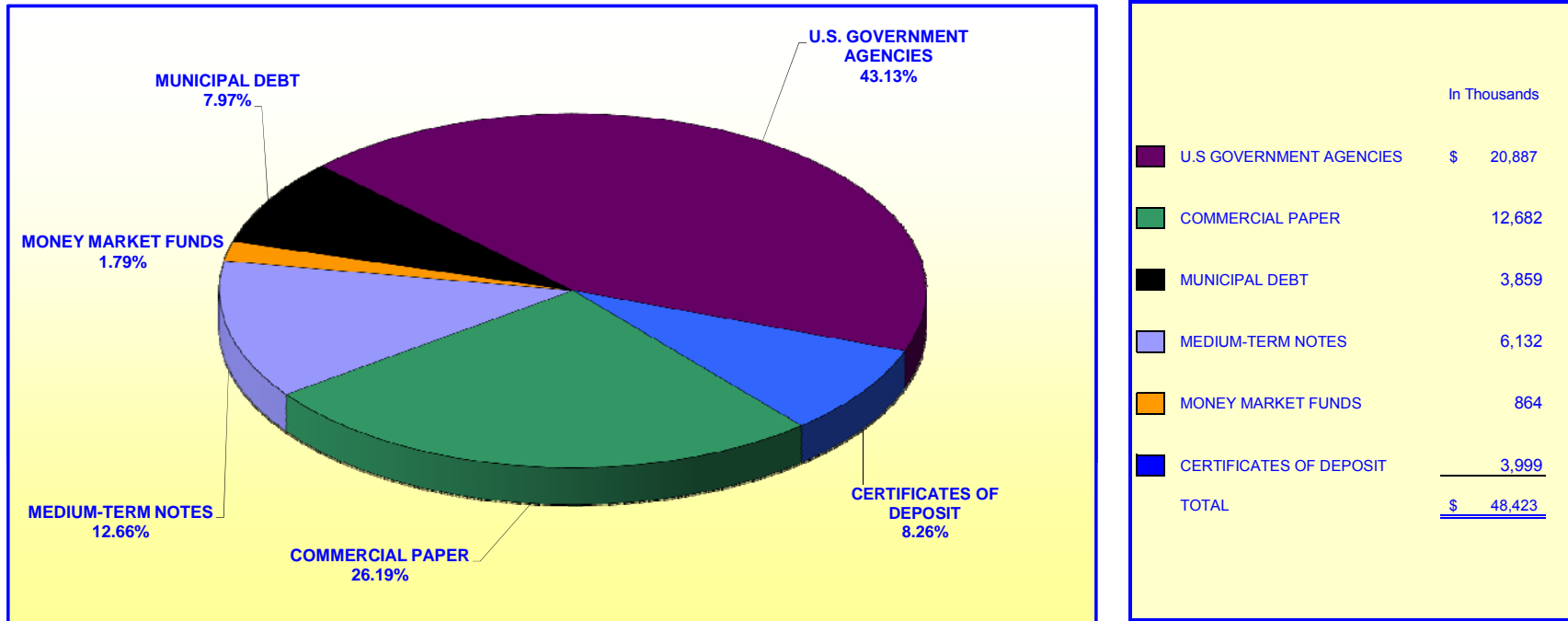
<b>O.C. INVESTMENT POOL EXTENDED FUND (Included Extended Fund B)</b>			
	In Thousands		%
1 TO 7 DAYS	\$ 75,000		2.43%
8 TO 30 DAYS	393,300		12.75%
31 TO 60 DAYS	74,500		2.41%
61 TO 90 DAYS	140,554		4.56%
91 TO 180 DAYS	229,956		7.45%
181 TO 395 DAYS	695,413		22.54%
14 TO 18 MONTHS	135,520		4.39%
19 TO 24 MONTHS	350,975		11.37%
25 TO 30 MONTHS	465,748		15.10%
31 TO 36 MONTHS	229,122		7.43%
37 TO 60 MONTHS	295,250		9.57%
<b>TOTAL</b>	<b>\$ 3,085,338</b>		<b>100.00%</b>

*Maturity Limits Are In Compliance With The Orange County Treasurer's Investment Policy Statement*

Floating Rate Notes are deemed to have a maturity date equal to their next interest reset date.  
At 07/31/2010, Floating Rate Notes comprise 46.35%, 3.31%, and 45.89% of the O.C. Money Market Funds, Extended Funds, and Educational Money Market Fund respectively.

**ORANGE COUNTY TREASURER - TAX COLLECTOR  
JOHN WAYNE AIRPORT INVESTMENT POOL  
PORTFOLIO COMPOSITION \*\***

July 31, 2010



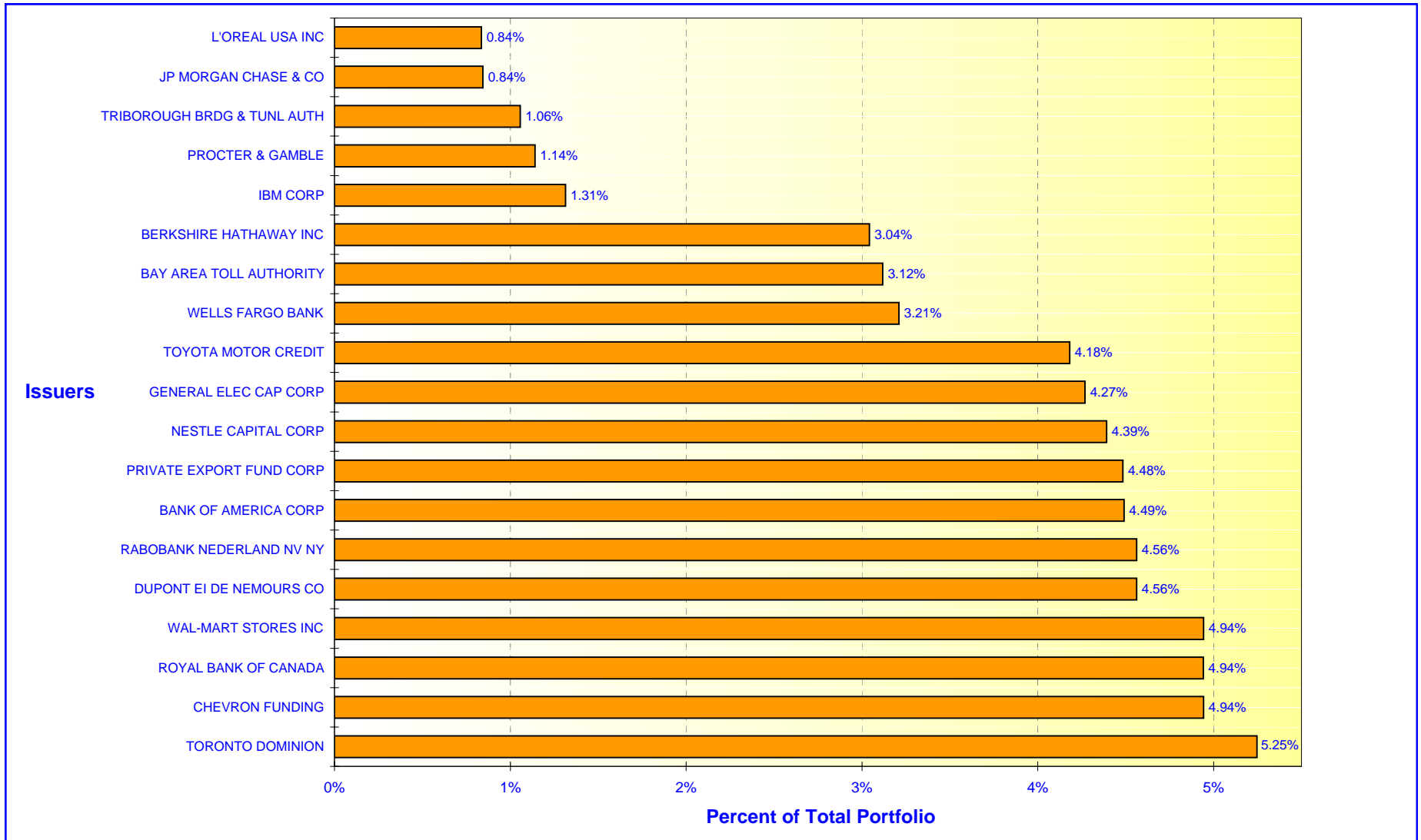
*Investment Composition Is In Compliance With The Orange County Treasurer's Investment Policy Statement*

*\*\* Calculated Using Market Value at 07/31/2010*

# ORANGE COUNTY TREASURER - TAX COLLECTOR

## ORANGE COUNTY MONEY MARKET FUND - ISSUER CONCENTRATION

July 31, 2010

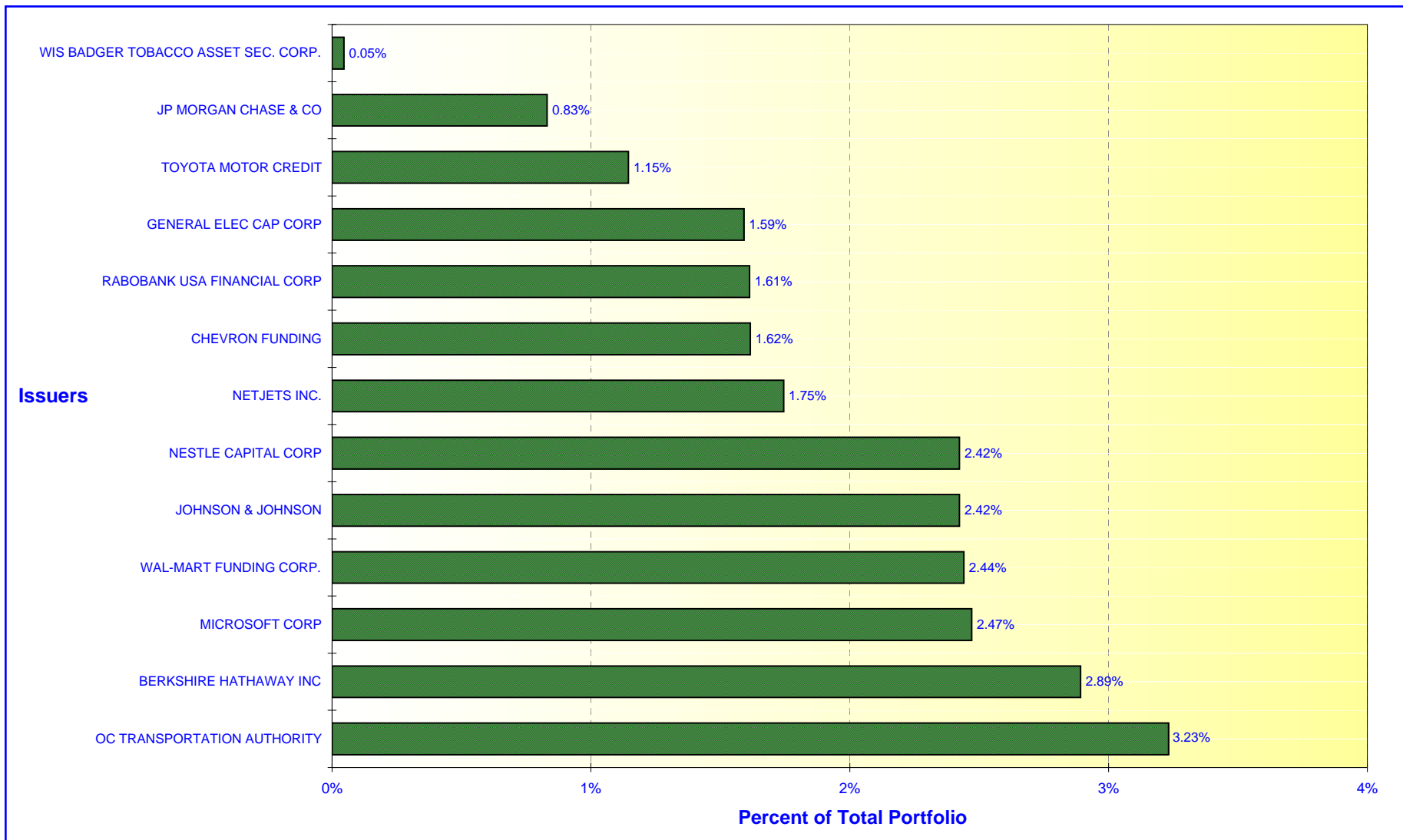


**NOTE: See Non-Compliance Report for issuers over 5%**

# ORANGE COUNTY TREASURER - TAX COLLECTOR

## ORANGE COUNTY EXTENDED FUND - ISSUER CONCENTRATION

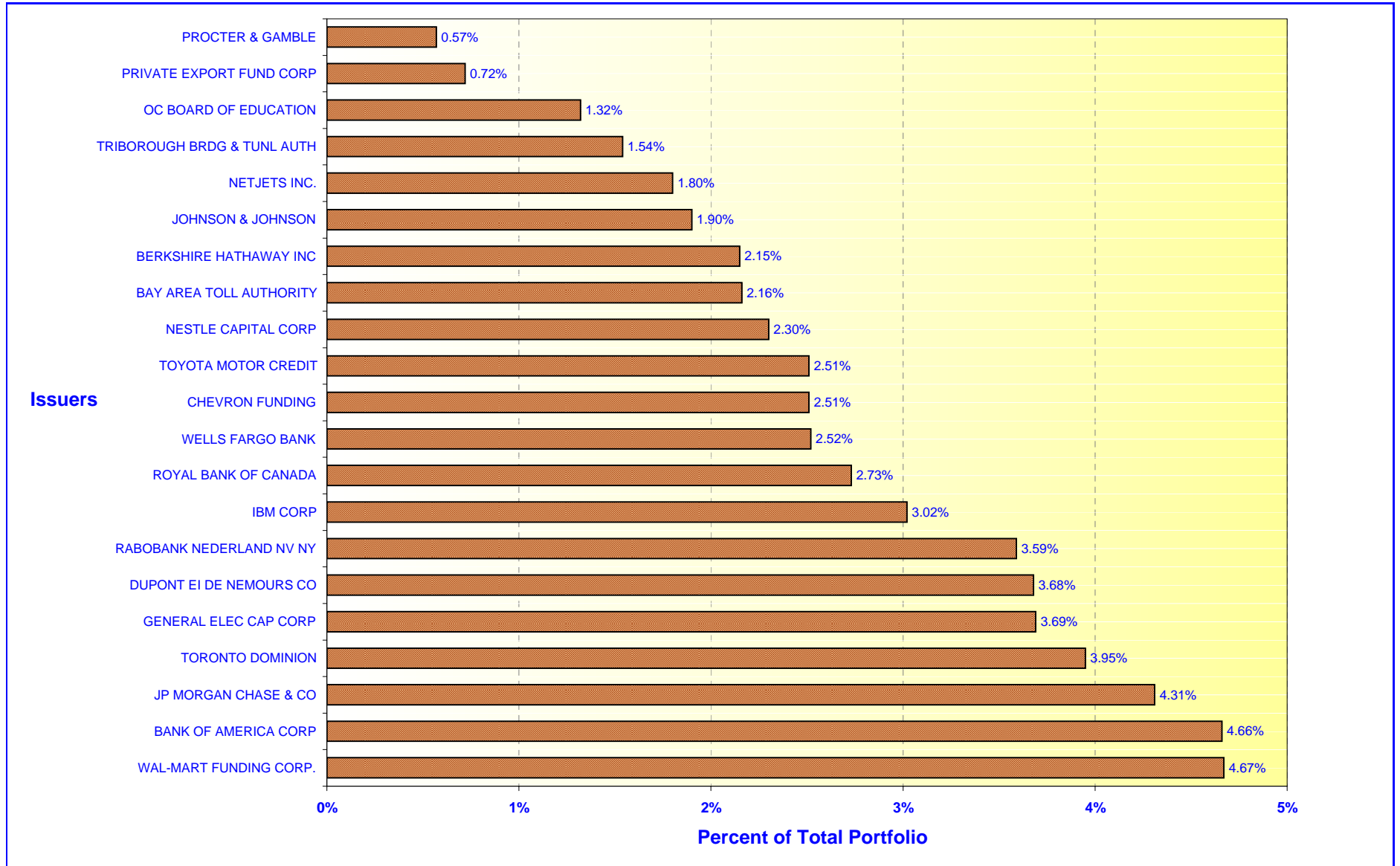
July 31, 2010



# ORANGE COUNTY TREASURER - TAX COLLECTOR

## EDUCATIONAL MONEY MARKET FUND - ISSUER CONCENTRATION

July 31, 2010



**ORANGE COUNTY TREASURER-TAX COLLECTOR  
CASH AVAILABILITY PROJECTION  
FOR THE SIX MONTHS ENDING January 31, 2011**

Government Code Section 53646 (b) (3), effective on January 1, 1996, requires the Treasurer-Tax Collector to include a statement in the investment report, denoting the ability of the Orange County Investment Pool (OCIP) and the Orange County Educational Investment Pool (OCEIP) to meet their expenditure requirements for the next six months.

The OCIP and OCEIP consist of funds in the treasury deposited by various entities required to do so by statute, as well as those entities voluntarily depositing monies in accordance with Government Code Section 53684.

The Treasurer-Tax Collector is required to disburse monies placed in the treasury as directed by the Auditor-Controller and the Department of Education, except for the making of legal investments, to the extent funds are transferred to one or more clearing funds in accordance with Government Code Section 29808.

The Treasurer-Tax Collector, in his projection of cash availability to disburse funds as directed by the Auditor-Controller and the Department of Education, is relying exclusively on historical activity involving deposits and disbursements and future cash flow projections. No representation is made as to an individual depositor's ability to meet their anticipated expenditures with anticipated revenues.

The Cash Availability Projection for the six months ending January, 2011, indicates the ability of the pools to meet projected cash flow requirements. However, there will usually be differences between projected and actual results because events and circumstances frequently do not occur as expected and those differences may be material.

<b>ORANGE COUNTY INVESTMENT POOL</b>				
<b>Month</b>	<b>Investment Maturities</b>	<b>Projected Deposits</b>	<b>Projected Disbursements</b>	<b>Cumulative Available Cash</b>
July 2010 - Ending Cash				\$ 3,279,040
August	\$ 902,027,063	\$ 363,674,660	\$ 438,404,462	830,576,301
September	268,553,023	321,508,168	408,760,987	1,011,876,505
October	177,347,242	516,901,700	366,328,855	1,339,796,592
November	166,705,382	844,476,407	539,040,622	1,811,937,759
December	205,563,323	1,963,504,317	1,857,186,673	2,123,818,726
January	151,093,149	394,508,021	776,334,328	1,893,085,568

<b>ORANGE COUNTY EDUCATIONAL INVESTMENT POOL</b>				
<b>Month</b>	<b>Investment Maturities</b>	<b>Projected Deposits</b>	<b>Projected Disbursements</b>	<b>Cumulative Available Cash</b>
July 2010 - Ending Cash				\$ 3,410,563
August	\$ 592,613,137	\$ 292,147,658	\$ 370,441,574	517,729,784
September	182,897,543	453,312,224	456,545,721	697,393,830
October	27,610,319	244,967,907	558,353,461	411,618,594
November	125,264,248	384,327,655	546,285,896	374,924,601
December	51,766,773	1,174,668,991	340,612,673	1,260,747,692
January	91,427,966	595,733,291	822,922,744	1,124,986,205

**ORANGE COUNTY TREASURER-TAX COLLECTOR**  
**STATEMENT OF ACCOUNTABILITY**  
**FOR THE MONTH ENDED: July 31, 2010**

Treasurer's Accountability at the Beginning of the Month		<u>\$5,975,391,759.21</u>
Cash Receipts:		
County	\$562,605,727.94	
Schools	<u>452,259,083.44</u>	
Total Cash Receipts		1,014,864,811.38
Cash Disbursements:		
County	673,491,209.47	
Schools	414,819,459.17	
Checks returned for non sufficient funds	<u>205,752.87</u>	
Total Cash Disbursements		<u>1,088,516,421.51</u>
Net Change in Book Value of Pooled Assets		<u>(73,651,610.13)</u>
Net Decrease in Specific Investments		<u>(541,378.32)</u>
Treasurer's Accountability at the End of the Month		<u><u>\$5,901,198,770.76</u></u>

**Assets in the Treasury at July 31, 2010**

O.C. Investment Pool		\$3,084,727,706.19
Specific investments		66,712,968.38
Cash in banks (including Schools)		6,685,147.99
Cash in vault		4,454.65
O.C. Educational Investment Pool		<u>2,743,068,493.55</u>
		<u><u>\$5,901,198,770.76</u></u>

# ORANGE COUNTY TREASURER-TAX COLLECTOR

## Investment Inventory with Market Value by Entity & Instrument

As of 31-Jul-2010

Page -1 of 1

Run Date: 02-Aug-2010 02:56 pm

Print Date: 02-Aug-2010

As at date: 02-Aug-2010

User: uphan

Deal No.	Deal Date	Settle Date	Maturity Date	CUSIP	Face Value	Coupon	Purchase Yield	Capital	Capital Accrual	Interest Accrual	Book Value	Market Value *	Unrealized Gain/(Loss)
<b>Issuer / Broker</b>													
<b>UNITED STATES DOLLAR</b>													
<b><u>Extended Fund</u></b>													
<b>COMMERCIAL PAPER HOLDINGS</b>													
<b>COMMERCIAL PAPER</b>													
CHEVRON FUNDING / CHEVRON													
465836	07/13/10	07/13/2010	08/03/2010	1667X1H33	50,000,000.00	0.0000	0.1700	49,995,041.67	0.00	4,486.11	49,999,527.78	49,999,900.00	372.22
NETJETS INC. / GOLDMAN SACHS GROUP INC													
467403	07/21/10	07/21/2010	08/09/2010	6411M3H96	46,000,000.00	0.0000	0.1800	45,995,630.00	0.00	2,530.00	45,998,160.00	45,998,206.00	46.00
MICROSOFT CORP / JP MORGAN CHASE & CO													
466385	07/15/10	07/15/2010	08/12/2010	59515DHC2	50,000,000.00	0.0000	0.1600	49,993,777.78	0.00	3,777.78	49,997,555.56	49,997,100.00	(455.56)
NESTLE CAPITAL CORP / CRED SUIS SECURITIES													
467399	07/21/10	07/21/2010	08/16/2010	64105HHGO	50,000,000.00	0.0000	0.2000	49,992,777.78	0.00	3,055.55	49,995,833.33	49,995,900.00	66.67
NESTLE CAPITAL CORP / CRED SUIS SECURITIES													
467738	07/22/10	07/22/2010	08/16/2010	64105HHGO	25,000,000.00	0.0000	0.2000	24,996,527.78	0.00	1,388.89	24,997,916.67	24,997,950.00	33.33
JOHNSON & JOHNSON / JP MORGAN CHASE & CO													
467736	07/22/10	07/22/2010	08/19/2010	47816GHK8	50,000,000.00	0.0000	0.1700	49,993,388.89	0.00	2,361.11	49,995,750.00	49,994,800.00	(950.00)
JOHNSON & JOHNSON / JP MORGAN CHASE & CO													
467737	07/22/10	07/22/2010	08/19/2010	47816GHK8	25,000,000.00	0.0000	0.1700	24,996,694.44	0.00	1,180.56	24,997,875.00	24,997,400.00	(475.00)
NETJETS INC. / GOLDMAN SACHS GROUP INC													
468816	07/28/10	07/28/2010	08/24/2010	6411M3HQ8	8,000,000.00	0.0000	0.2000	7,998,800.00	0.00	177.78	7,998,977.78	7,998,928.00	(49.78)
RABOBANK USA FINANCIAL CORP / BARCLAYS CAPITAL													
466922	07/19/10	07/19/2010	01/19/2011	74977LNK9	50,000,000.00	0.0000	0.5400	49,862,000.00	0.00	9,750.00	49,871,750.00	49,891,400.00	19,650.00
<b>Subtotal for COMMERCIAL PAPER:</b>					<b>354,000,000.00</b>	<b>0.0000</b>	<b>0.2292</b>	<b>353,824,638.34</b>	<b>0.00</b>	<b>28,707.78</b>	<b>353,853,346.12</b>	<b>353,871,584.00</b>	<b>18,237.88</b>
<b>COMMERCIAL PAPER-ABCP</b>													
WAL-MART FUNDING CORP. / CRED SUIS SECURITIES													
465564	07/09/10	07/09/2010	08/10/2010	93114UHA2	50,000,000.00	0.0000	0.3200	49,985,777.78	0.00	10,222.22	49,996,000.00	49,995,650.00	(350.00)
WAL-MART FUNDING CORP. / CRED SUIS SECURITIES													
465565	07/09/10	07/09/2010	08/10/2010	93114UHA2	20,000,000.00	0.0000	0.3200	19,994,311.11	0.00	4,088.89	19,998,400.00	19,998,260.00	(140.00)
<b>Subtotal for COMMERCIAL PAPER-ABCP:</b>					<b>70,000,000.00</b>	<b>0.0000</b>	<b>0.3200</b>	<b>69,980,088.89</b>	<b>0.00</b>	<b>14,311.11</b>	<b>69,994,400.00</b>	<b>69,993,910.00</b>	<b>(490.00)</b>
<b>Subtotal for COMMERCIAL PAPER HOLDINGS:</b>					<b>424,000,000.00</b>	<b>0.0000</b>	<b>0.2442</b>	<b>423,804,727.23</b>	<b>0.00</b>	<b>43,018.89</b>	<b>423,847,746.12</b>	<b>423,865,494.00</b>	<b>17,747.88</b>



# ORANGE COUNTY TREASURER-TAX COLLECTOR

## Investment Inventory with Market Value by Entity & Instrument

As of 31-Jul-2010

Page -1 of 1

Run Date: 02-Aug-2010 02:56 pm

Print Date: 02-Aug-2010

As at date: 02-Aug-2010

User: uphan

Deal No.	Deal Date	Settle Date	Maturity Date	CUSIP	Face Value	Coupon	Purchase Yield	Capital	Capital Accrual	Interest Accrual	Book Value	Market Value *	Unrealized Gain/(Loss)
<b>Issuer / Broker</b>													
<b>UNITED STATES DOLLAR</b>													
<b><u>Extended Fund</u></b>													
<b>GOVERNMENT AGENCY</b>													
<b>DISCOUNT NOTES</b>													
FHLB DISC CORP / RBC													
466388	07/15/10	07/15/2010	08/11/2010	313385B54	32,000,000.00	0.0000	0.1800	31,995,680.00	0.00	2,720.00	31,998,400.00	31,998,656.00	256.00
FED FARM CR BK / JEFFERIES & COMPANY													
464849	07/07/10	07/07/2010	03/31/2011	313312DT4	25,000,000.00	0.0000	0.3100	24,942,520.83	0.00	5,381.94	24,947,902.77	24,954,025.00	6,122.23
FREDDIE DISCOUNT / JP MORGAN CHASE & CO													
465093	07/08/10	07/08/2010	06/15/2011	313396GX5	50,000,000.00	0.0000	0.4000	49,810,000.00	0.00	13,333.33	49,823,333.33	49,855,400.00	32,066.67
<b>Subtotal for DISCOUNT NOTES:</b>					<b>107,000,000.00</b>	<b>0.0000</b>	<b>0.3132</b>	<b>106,748,200.83</b>	<b>0.00</b>	<b>21,435.27</b>	<b>106,769,636.10</b>	<b>106,808,081.00</b>	<b>38,444.90</b>
<b>GOVT AGENCY 1</b>													
FED FARM CR BK / BARCLAY CAPITAL													
377812	03/04/09	03/04/2009	09/13/2010	31331XE40	10,675,000.00	5.2500	1.2489	11,318,168.75	(593,964.58)	214,834.38	10,724,204.17	10,931,413.50	207,209.33
FED FARM CR BK / BARCLAY CAPITAL													
377813	03/04/09	03/04/2009	09/13/2010	31331XE40	50,000,000.00	5.2500	1.2489	53,012,500.00	(2,782,035.52)	1,006,250.00	50,230,464.48	51,201,000.00	970,535.52
FED FARM CR BK / CRED SUIS SECURITIES													
363887	12/04/08	12/04/2008	12/06/2010	31331YGP9	50,000,000.00	3.7500	2.3404	51,373,000.00	(1,135,292.24)	286,458.33	50,237,707.76	50,613,050.00	375,342.24
FREDDIE MAC / UBS FINANCIAL SERVICES													
362625	11/24/08	11/24/2008	02/25/2011	3137EABF5	50,000,000.00	3.2500	3.1179	50,141,000.00	(105,532.68)	704,166.67	50,035,467.32	51,411,000.00	1,375,532.68
FED HM LN BK BD / CRED SUIS SECURITIES													
396311	06/17/09	06/18/2009	09/16/2011	3133XS4S4	35,520,000.00	3.6250	1.4171	37,245,916.80	(860,822.36)	482,850.00	36,385,094.44	36,804,403.20	419,308.76
FANNIE MAE / UBS FINANCIAL SERVICES													
377393	02/26/09	02/26/2009	02/24/2012	3136FHCF0	45,000,000.00	2.2500	2.2587	44,988,750.00	5,374.54	441,562.50	44,994,124.54	45,496,530.00	502,405.46
FED FARM CR BK / JP MORGAN CHASE & CO													
376905	02/24/09	02/24/2009	04/24/2012	31331GNQ8	50,000,000.00	2.2500	2.2511	49,999,000.00	453.51	303,125.00	49,999,453.51	51,426,000.00	1,426,546.49
FED FARM CR BK / JP MORGAN CHASE & CO													
376906	02/24/09	02/24/2009	04/24/2012	31331GNQ8	40,000,000.00	2.2500	2.2511	39,999,200.00	362.81	242,500.00	39,999,562.81	41,140,800.00	1,141,237.19
<b>Subtotal for GOVT AGENCY 1:</b>					<b>331,195,000.00</b>	<b>3.3245</b>	<b>2.1234</b>	<b>338,077,535.55</b>	<b>(5,471,456.52)</b>	<b>3,681,746.88</b>	<b>332,606,079.03</b>	<b>339,024,196.70</b>	<b>6,418,117.67</b>

# ORANGE COUNTY TREASURER-TAX COLLECTOR

## Investment Inventory with Market Value by Entity & Instrument

As of 31-Jul-2010

Page -1 of 1

Run Date: 02-Aug-2010 02:56 pm

Print Date: 02-Aug-2010

As at date: 02-Aug-2010

User: uphan

Deal No.	Deal Date	Settle Date	Maturity Date	CUSIP	Face Value	Coupon	Purchase Yield	Capital	Capital Accrual	Interest Accrual	Book Value	Market Value *	Unrealized Gain/(Loss)
<b>Issuer / Broker</b>													
<b>UNITED STATES DOLLAR</b>													
<b><u>Extended Fund</u></b>													
<b>GOVERNMENT AGENCY</b>													
<b>GOVT AGENCY-FIX-30/360</b>													
FREDDIE MAC / JP MORGAN CHASE & CO													
469288	07/29/10	07/29/2010	09/15/2010	3134A35H5	13,825,000.00	6.8750	0.1905	13,942,816.65	(5,122.46)	5,280.38	13,937,694.19	13,932,890.30	(4,803.89)
FANNIE MAE / JP MORGAN CHASE & CO													
469290	07/29/10	07/29/2010	10/12/2010	31398ATZ5	50,000,000.00	2.8750	0.2002	50,270,350.00	(7,406.85)	7,986.11	50,262,943.15	50,258,050.00	(4,893.15)
FANNIE MAE / JP MORGAN CHASE & CO													
469291	07/29/10	07/29/2010	10/12/2010	31398ATZ5	25,556,000.00	2.8750	0.2002	25,694,181.29	(3,785.79)	4,081.86	25,690,395.50	25,687,894.52	(2,500.98)
FREDDIE MAC / RBC													
469289	07/29/10	07/29/2010	10/25/2010	3137EABU2	10,195,000.00	3.1250	0.1903	10,266,293.64	(1,657.99)	1,769.97	10,264,635.65	10,263,326.89	(1,308.76)
FED HM LN BK BD / UBS FINANCIAL SERVICES													
438473	02/17/10	02/17/2010	12/28/2011	3133XVRS2	25,000,000.00	1.0000	0.9012	25,045,500.00	(11,120.72)	22,916.67	25,034,379.28	25,210,125.00	175,745.72
FED HM LN BK BD / UBS FINANCIAL SERVICES													
465839	07/13/10	07/13/2010	01/13/2012	3133XYZC2	50,000,000.00	0.6700	0.6700	50,000,000.00	0.00	16,750.00	50,000,000.00	50,081,850.00	81,850.00
FED HM LN BK BD / CRED SUIS SECURITIES													
430275	12/30/09	12/30/2009	02/24/2012	3133XWFP9	24,000,000.00	1.0500	1.3261	23,860,080.00	38,143.57	109,900.00	23,898,223.57	24,170,520.00	272,296.43
FED FARM CR BK / RBC													
452468	04/30/10	04/30/2010	06/04/2012	31331YU40	25,000,000.00	3.8750	1.2458	26,354,500.00	(163,474.14)	153,385.42	26,191,025.86	26,442,975.00	251,949.14
FED FARM CR BK / UBS FINANCIAL SERVICES													
437312	02/08/10	02/08/2010	02/21/2013	31331JBV4	25,000,000.00	1.7500	1.5473	25,149,750.00	(23,702.42)	194,444.44	25,126,047.58	25,576,375.00	450,327.42
FANNIE MAE / RBC													
437310	02/08/10	02/08/2010	02/22/2013	31398AE24	25,000,000.00	1.7500	1.5130	25,175,375.00	(27,732.98)	193,229.17	25,147,642.02	25,598,500.00	450,857.98
FANNIE MAE / JP MORGAN CHASE & CO													
437311	02/08/10	02/08/2010	02/22/2013	31398AE24	25,000,000.00	1.7500	1.5310	25,162,000.00	(25,617.92)	193,229.17	25,136,382.08	25,598,500.00	462,117.92
FREDDIE MAC / JP MORGAN CHASE & CO													
441606	03/04/10	03/04/2010	04/15/2013	3137EACJ6	50,000,000.00	1.6250	1.6710	49,930,000.00	9,179.30	331,770.83	49,939,179.30	51,020,500.00	1,081,320.70
<b>Subtotal for GOVT AGENCY-FIX-30/360:</b>					<b>348,576,000.00</b>	<b>2.1149</b>	<b>0.9669</b>	<b>350,850,846.58</b>	<b>(222,298.40)</b>	<b>1,234,744.02</b>	<b>350,628,548.18</b>	<b>353,841,506.71</b>	<b>3,212,958.53</b>

# ORANGE COUNTY TREASURER-TAX COLLECTOR

## Investment Inventory with Market Value by Entity & Instrument

As of 31-Jul-2010

Page -1 of 1

Run Date: 02-Aug-2010 02:56 pm

Print Date: 02-Aug-2010

As at date: 02-Aug-2010

User: uphan

Deal No.	Deal Date	Settle Date	Maturity Date	CUSIP	Face Value	Coupon	Purchase Yield	Capital	Capital Accrual	Interest Accrual	Book Value	Market Value *	Unrealized Gain/(Loss)
<b>Issuer / Broker</b>													
<b>UNITED STATES DOLLAR</b>													
<b><u>Extended Fund</u></b>													
<b>GOVERNMENT AGENCY</b>													
<b>GOVT AGENCY-FIX-INT@MAT</b>													
FED HM LN BK BD / JEFFERIES & COMPANY													
466879	07/16/10	07/16/2010	04/18/2011	313370AY4	50,000,000.00	0.3500	0.3653	49,994,238.00	317.76	7,291.67	49,994,555.76	50,014,550.00	19,994.24
<b>Subtotal for GOVT AGENCY-FIX-INT@MAT:</b>					<b>50,000,000.00</b>	<b>0.3500</b>	<b>0.3653</b>	<b>49,994,238.00</b>	<b>317.76</b>	<b>7,291.67</b>	<b>49,994,555.76</b>	<b>50,014,550.00</b>	<b>19,994.24</b>
<b>GOVT AGY - CALLABLE</b>													
FED HM LN BK BD / MORGAN STANLEY													
456086	05/19/10	05/19/2010	04/13/2011	3133XXNT0	25,000,000.00	0.5700	0.6090	24,991,250.00	8,750.00	28,500.00	25,000,000.00	25,000,000.00	0.00
FED HM LN BK BD / UBS FINANCIAL SERVICES													
457426	05/26/10	05/26/2010	05/26/2011	3133XYK95	25,000,000.00	0.6100	0.6150	24,998,750.00	451.39	27,534.72	24,999,201.39	25,027,625.00	28,423.61
FED HM LN BK BD / UBS FINANCIAL SERVICES													
457428	05/26/10	05/26/2010	05/26/2011	3133XYK95	25,000,000.00	0.6100	0.6301	24,995,000.00	1,805.56	27,534.72	24,996,805.56	25,027,625.00	30,819.44
FED HM LN BK BD / UBS FINANCIAL SERVICES													
457430	05/26/10	05/26/2010	05/26/2011	3133XYK95	25,000,000.00	0.6100	0.6200	24,997,500.00	902.78	27,534.72	24,998,402.78	25,027,625.00	29,222.22
FED HM LN BK BD / UBS FINANCIAL SERVICES													
460383	06/11/10	06/11/2010	06/16/2011	3133XYNV3	50,000,000.00	0.7000	1.3667	50,000,000.00	0.00	47,297.30	50,000,000.00	49,995,000.00	(5,000.00)
FED HM LN BK BD / JP MORGAN CHASE & CO													
458757	06/03/10	06/03/2010	06/20/2011	3133XYN43	50,000,000.00	0.7000	0.6999	50,000,000.00	0.00	56,388.89	50,000,000.00	50,020,700.00	20,700.00
FED HM LN BK BD / JP MORGAN CHASE & CO													
458761	06/03/10	06/03/2010	06/20/2011	3133XYN43	50,000,000.00	0.7000	0.6999	50,000,000.00	0.00	56,388.89	50,000,000.00	50,020,700.00	20,700.00
FED HM LN BK BD / JP MORGAN CHASE & CO													
459788	06/09/10	06/09/2010	06/20/2011	3133XYNN1	50,000,000.00	0.6500	0.6503	50,000,000.00	0.00	46,944.44	50,000,000.00	50,022,200.00	22,200.00
FED HM LN BK BD / JP MORGAN CHASE & CO													
459789	06/09/10	06/09/2010	06/20/2011	3133XYNN1	25,000,000.00	0.6500	0.6991	24,987,500.00	7,222.22	23,472.22	24,994,722.22	25,011,100.00	16,377.78
FED HM LN BK BD / CANTOR FITZGERALD													
465840	07/13/10	07/13/2010	07/13/2011	3133XYZX6	47,885,000.00	0.5500	0.5500	47,885,000.00	0.00	13,168.38	47,885,000.00	47,880,211.50	(4,788.50)
FED HM LN BK BD / JP MORGAN CHASE & CO													
466391	07/15/10	07/15/2010	07/15/2011	3133705L8	27,100,000.00	0.5000	0.5000	27,100,000.00	0.00	6,022.22	27,100,000.00	27,103,902.40	3,902.40

# ORANGE COUNTY TREASURER-TAX COLLECTOR

## Investment Inventory with Market Value by Entity & Instrument

As of 31-Jul-2010

Page -1 of 1

Run Date: 02-Aug-2010 02:56 pm

Print Date: 02-Aug-2010

As at date: 02-Aug-2010

User: uphan

Deal No.	Deal Date	Settle Date	Maturity Date	CUSIP	Face Value	Coupon	Purchase Yield	Capital	Capital Accrual	Interest Accrual	Book Value	Market Value *	Unrealized Gain/(Loss)
<b>Issuer / Broker</b>													
<b>UNITED STATES DOLLAR</b>													
<b><u>Extended Fund</u></b>													
<b>GOVERNMENT AGENCY</b>													
<b>GOV'T AGY - CALLABLE</b>													
FED HM LN BK BD / MORGAN STANLEY													
465104	07/08/10	07/08/2010	08/08/2011	3133702C1	25,000,000.00	0.6000	0.6001	25,000,000.00	0.00	9,583.33	25,000,000.00	25,000,000.00	0.00
FED HM LN BK BD / MORGAN STANLEY													
465105	07/08/10	07/08/2010	08/08/2011	3133702C1	50,000,000.00	0.6000	0.6001	50,000,000.00	0.00	19,166.67	50,000,000.00	50,000,000.00	0.00
FREDDIE MAC / UBS FINANCIAL SERVICES													
434741	01/25/10	01/25/2010	01/25/2012	3128X9TM2	25,000,000.00	1.3750	1.3750	25,000,000.00	0.00	5,729.17	25,000,000.00	25,124,750.00	124,750.00
FREDDIE MAC / JP MORGAN CHASE & CO													
468819	07/28/10	07/28/2010	03/02/2012	3128X8MS8	20,000,000.00	2.3500	2.2245	20,038,920.00	(3,434.12)	3,916.67	20,035,485.88	20,034,920.00	(565.88)
FANNIE MAE / UBS FINANCIAL SERVICES													
451339	04/26/10	04/26/2010	04/26/2012	31398AN65	14,975,000.00	1.3500	1.4263	14,952,537.50	11,855.21	53,348.44	14,964,392.71	15,015,357.63	50,964.92
FANNIE MAE / UBS FINANCIAL SERVICES													
451340	04/26/10	04/26/2010	04/26/2012	31398AN65	50,000,000.00	1.3500	1.4263	49,925,000.00	39,583.33	178,125.00	49,964,583.33	50,134,750.00	170,166.67
FREDDIE MAC / UBS FINANCIAL SERVICES													
454249	05/11/10	05/11/2010	05/11/2012	3134G1CG7	19,800,000.00	1.2500	1.2759	19,790,100.00	8,800.00	55,000.00	19,798,900.00	19,804,712.40	5,812.40
FREDDIE MAC / UBS FINANCIAL SERVICES													
454250	05/11/10	05/11/2010	05/11/2012	3134G1CG7	50,000,000.00	1.2500	1.2759	49,975,000.00	22,222.22	138,888.89	49,997,222.22	50,011,900.00	14,677.78
FED FARM CR BK / RBC													
458217	06/01/10	06/01/2010	07/19/2012	31331GZ36	7,000,000.00	1.5500	1.4017	7,021,700.00	(9,434.78)	3,616.67	7,012,265.22	7,020,510.00	8,244.78
FANNIE MAE / UBS FINANCIAL SERVICES													
443803	03/17/10	03/17/2010	09/17/2012	31398AH39	50,000,000.00	1.5500	1.5541	49,995,000.00	3,722.22	288,472.22	49,998,722.22	50,083,650.00	84,927.78
FANNIE MAE / UBS FINANCIAL SERVICES													
443804	03/17/10	03/17/2010	09/17/2012	31398AH39	26,060,000.00	1.5500	1.5541	26,057,394.00	1,940.02	150,351.72	26,059,334.02	26,103,598.38	44,264.36
FANNIE MAE / CRED SUIS SECURITIES													
443805	03/17/10	03/17/2010	09/17/2012	31398AH39	39,000,000.00	1.5500	1.5500	39,000,000.00	0.00	225,008.33	39,000,000.00	39,065,247.00	65,247.00
FED HM LN BK BD / UBS FINANCIAL SERVICES													
415639	10/05/09	10/05/2009	10/05/2012	3133XUYD9	50,000,000.00	2.0000	2.0000	50,000,000.00	0.00	322,222.22	50,000,000.00	50,156,600.00	156,600.00

# ORANGE COUNTY TREASURER-TAX COLLECTOR

## Investment Inventory with Market Value by Entity & Instrument

As of 31-Jul-2010

Page -1 of 1

Run Date: 02-Aug-2010 02:56 pm

Print Date: 02-Aug-2010

As at date: 02-Aug-2010

User: uphan

Deal No.	Deal Date	Settle Date	Maturity Date	CUSIP	Face Value	Coupon	Purchase Yield	Capital	Capital Accrual	Interest Accrual	Book Value	Market Value *	Unrealized Gain/(Loss)
<b>Issuer / Broker</b>													
<b>UNITED STATES DOLLAR</b>													
<b><u>Extended Fund</u></b>													
<b>GOVERNMENT AGENCY</b>													
<b>GOV'T AGY - CALLABLE</b>													
FANNIE MAE / JP MORGAN CHASE & CO													
455035	05/13/10	05/13/2010	10/26/2012	31398AN81	50,000,000.00	1.7500	1.6124	50,164,675.00	(78,801.53)	189,583.34	50,085,873.47	49,962,500.00	(123,373.47)
FANNIE MAE / JP MORGAN CHASE & CO													
455036	05/13/10	05/13/2010	10/26/2012	31398AN81	50,000,000.00	1.7500	1.6124	50,164,675.00	(78,801.53)	189,583.34	50,085,873.47	49,962,500.00	(123,373.47)
FANNIE MAE / RBC													
460645	06/14/10	06/14/2010	11/05/2012	31398AQ62	24,120,000.00	1.6250	1.4623	24,211,766.47	(30,588.82)	51,171.25	24,181,177.65	24,205,818.96	24,641.31
FED FARM CR BK / RBC													
461694	06/21/10	06/21/2010	11/16/2012	31331G3F4	46,568,000.00	1.9000	1.6946	46,791,992.08	(61,790.92)	98,310.22	46,730,201.16	46,787,847.53	57,646.37
FREDDIE MAC / CRED SUIS SECURITIES													
456077	05/19/10	05/19/2010	11/19/2012	3134G1DE1	50,000,000.00	1.6500	1.6500	50,000,000.00	0.00	165,000.00	50,000,000.00	50,185,050.00	185,050.00
FED HM LN BK BD / PIPER JAFFRAY & CO													
460920	06/15/10	06/15/2010	12/28/2012	3133XW5P0	5,000,000.00	1.8000	1.5698	5,028,500.00	(6,792.75)	8,250.00	5,021,707.25	5,030,225.00	8,517.75
FREDDIE MAC / CRED SUIS SECURITIES													
459043	06/04/10	06/04/2010	01/28/2013	3128X96V7	25,000,000.00	1.7500	1.6920	25,037,500.00	(14,843.75)	69,270.83	25,022,656.25	25,082,300.00	59,643.75
FANNIE MAE / UBS FINANCIAL SERVICES													
445461	03/25/10	03/25/2010	03/25/2013	31398AK35	28,995,000.00	1.8500	1.8707	28,977,603.00	6,088.95	187,742.63	28,983,691.95	28,980,502.50	(3,189.45)
FED FARM CR BK / OPPENHEIMER & CO., INC													
469585	07/30/10	07/30/2010	09/03/2013	31331JQQ9	15,000,000.00	2.0000	1.9501	15,022,365.00	(677.73)	833.33	15,021,687.27	15,022,545.00	857.73
FANNIE MAE / JEFFERIES & COMPANY													
442675	03/10/10	03/10/2010	09/10/2013	3136FMCL6	50,000,000.00	2.1250	2.1456	49,965,500.00	27,025.00	416,145.83	49,992,525.00	50,098,100.00	105,575.00
FANNIE MAE / UBS FINANCIAL SERVICES													
442676	03/10/10	03/10/2010	09/10/2013	3136FMCL6	50,000,000.00	2.1250	2.1250	50,000,000.00	0.00	416,145.83	50,000,000.00	50,098,100.00	98,100.00
FANNIE MAE / UBS FINANCIAL SERVICES													
442677	03/10/10	03/10/2010	09/10/2013	3136FMCL6	25,000,000.00	2.1250	2.1250	25,000,000.00	0.00	208,072.92	25,000,000.00	25,049,050.00	49,050.00
FANNIE MAE / JP MORGAN CHASE & CO													
469294	07/29/10	07/29/2010	12/24/2013	31398AU59	50,000,000.00	2.0000	1.9284	50,117,000.00	(4,254.55)	5,555.56	50,112,745.45	50,107,900.00	(4,845.45)

# ORANGE COUNTY TREASURER-TAX COLLECTOR

## Investment Inventory with Market Value by Entity & Instrument

As of 31-Jul-2010

Page -1 of 1

Run Date: 02-Aug-2010 02:56 pm

Print Date: 02-Aug-2010

As at date: 02-Aug-2010

User: uphan

Deal No.	Deal Date	Settle Date	Maturity Date	CUSIP	Face Value	Coupon	Purchase Yield	Capital	Capital Accrual	Interest Accrual	Book Value	Market Value *	Unrealized Gain/(Loss)
<b>Issuer / Broker</b>													
<b>UNITED STATES DOLLAR</b>													
<b><u>Extended Fund</u></b>													
<b>GOVERNMENT AGENCY</b>													
<b>GOV'T AGY - CALLABLE</b>													
FANNIE MAE / JP MORGAN CHASE & CO													
469295	07/29/10	07/29/2010	12/24/2013	31398AU59	5,250,000.00	2.0000	1.9284	5,262,285.00	(446.73)	583.33	5,261,838.27	5,261,329.50	(508.77)
<b>Subtotal for GOV'T AGY - CALLABLE:</b>					<b>1,301,753,000.00</b>	<b>1.3381</b>	<b>1.3435</b>	<b>1,302,454,513.05</b>	<b>(149,498.31)</b>	<b>3,820,464.24</b>	<b>1,302,305,014.74</b>	<b>1,303,526,452.79</b>	<b>1,221,438.05</b>
<b>GOV'T AGY - STEP UP</b>													
FREDDIE MAC / CRED SUIS SECURITIES													
459992	06/10/10	06/10/2010	12/10/2012	3134G1EP5	50,000,000.00	1.0000	1.0203	49,975,000.00	7,083.33	70,833.33	49,982,083.33	50,080,050.00	97,966.67
FANNIE MAE / STIFFEL NICOLAUS, LLC													
462425	06/23/10	06/23/2010	06/23/2015	3136FMXJ8	50,000,000.00	1.0000	1.0515	49,875,000.00	26,388.89	52,777.78	49,901,388.89	50,027,200.00	125,811.11
FANNIE MAE / JP MORGAN CHASE & CO													
462513	06/24/10	06/24/2010	06/24/2015	3136FMYX6	25,000,000.00	2.0000	2.0106	24,987,500.00	2,569.44	51,388.89	24,990,069.44	25,100,850.00	110,780.56
<b>Subtotal for GOV'T AGY - STEP UP:</b>					<b>125,000,000.00</b>	<b>1.2000</b>	<b>1.2308</b>	<b>124,837,500.00</b>	<b>36,041.66</b>	<b>175,000.00</b>	<b>124,873,541.66</b>	<b>125,208,100.00</b>	<b>334,558.34</b>
<b>Subtotal for GOVERNMENT AGENCY:</b>					<b>2,263,524,000.00</b>	<b>1.6557</b>	<b>1.3231</b>	<b>2,272,962,834.01</b>	<b>(5,806,893.81)</b>	<b>8,940,682.08</b>	<b>2,267,177,375.47</b>	<b>2,278,422,887.20</b>	<b>11,245,511.73</b>
<b>MEDIUM TERM NOTES</b>													
<b>MEDIUM TERM NOTE</b>													
BERKSHIRE HATHAWAY INC / JP MORGAN CHASE & CO													
438125	02/11/10	02/11/2010	02/11/2013	084670AU2	50,000,000.00	2.1250	2.1371	49,982,500.00	2,754.63	501,736.11	49,985,254.63	51,389,500.00	1,404,245.37
BERKSHIRE HATHAWAY INC / JP MORGAN CHASE & CO													
438126	02/11/10	02/11/2010	02/11/2013	084670AU2	20,000,000.00	2.1250	2.1371	19,993,000.00	1,101.85	200,694.44	19,994,101.85	20,555,800.00	561,698.15
WAL-MART STORES INC / WELLS FARGO BANK													
448521	04/09/10	04/09/2010	04/15/2013	931142CL5	5,127,000.00	4.2500	1.9402	5,472,354.72	(35,616.69)	64,158.71	5,436,738.03	5,534,699.04	97,961.01
MICROSOFT CORP / WELLS FARGO BANK													
455034	05/13/10	05/13/2010	06/01/2014	594918AB0	10,000,000.00	2.9500	2.1560	10,306,300.00	(16,386.42)	49,166.67	10,289,913.58	10,578,700.00	288,786.42
MICROSOFT CORP / WELLS FARGO BANK													
458212	06/01/10	06/01/2010	06/01/2014	594918AB0	15,000,000.00	2.9500	2.0000	15,545,182.04	(22,715.92)	73,750.00	15,522,466.12	15,868,050.00	345,583.88
<b>Subtotal for MEDIUM TERM NOTE:</b>					<b>100,127,000.00</b>	<b>2.4398</b>	<b>2.1084</b>	<b>101,299,336.76</b>	<b>(70,862.55)</b>	<b>889,505.93</b>	<b>101,228,474.21</b>	<b>103,926,749.04</b>	<b>2,698,274.83</b>

# ORANGE COUNTY TREASURER-TAX COLLECTOR

## Investment Inventory with Market Value by Entity & Instrument

As of 31-Jul-2010

Page -1 of 1

Run Date: 02-Aug-2010 02:56 pm

Print Date: 02-Aug-2010

As at date: 02-Aug-2010

User: uphan

Deal No.	Deal Date	Settle Date	Maturity Date	CUSIP	Face Value	Coupon	Purchase Yield	Capital	Capital Accrual	Interest Accrual	Book Value	Market Value *	Unrealized Gain/(Loss)
<b>Issuer / Broker</b>													
<b>UNITED STATES DOLLAR</b>													
<b><u>Extended Fund</u></b>													
<b>MEDIUM TERM NOTES</b>													
<b>MEDIUM TERM NOTE FLOATER</b>													
GENERAL ELEC CAP CORP / CRED SUIS SECURITIES													
319145	02/27/08	02/27/2008	10/21/2010	36962GS70	19,803,000.00	0.5308	0.8748	19,623,980.88	164,023.72	3,211.89	19,788,004.60	19,814,881.80	26,877.20
TOYOTA MOTOR CREDIT / TOYOTA MOTOR CREDIT													
372660	01/28/09	01/28/2009	01/28/2011	89233P3E4	35,000,000.00	2.9875	2.9875	35,000,000.00	0.00	11,618.06	35,000,000.00	35,408,205.00	408,205.00
GENERAL ELEC CAP CORP / BARCLAYS CAPITAL													
456075	05/19/10	05/19/2010	11/01/2012	36962GZ49	29,956,000.00	0.4744	1.6096	29,134,699.34	67,755.02	29,210.53	29,202,454.36	29,406,007.84	203,553.48
BERKSHIRE HATHAWAY INC / RBC													
465043	07/07/10	07/07/2010	02/11/2013	084670AY4	17,500,000.00	0.8581	0.8254	17,514,770.00	(388.68)	10,428.66	17,514,381.32	17,532,900.00	18,518.68
<b>Subtotal for MEDIUM TERM NOTE FLOATER:</b>					<b>102,259,000.00</b>	<b>1.4111</b>	<b>1.8047</b>	<b>101,273,450.22</b>	<b>231,390.06</b>	<b>54,469.14</b>	<b>101,504,840.28</b>	<b>102,161,994.64</b>	<b>657,154.36</b>
<b>MEDIUM TERM NOTE-FDIC</b>													
JP MORGAN CHASE & CO / JP MORGAN CHASE & CO													
406412	02/23/09	02/23/2009	06/15/2012	481247AK0	25,000,000.00	2.2000	2.2200	24,984,500.00	6,735.74	70,277.78	24,991,235.74	25,720,750.00	729,514.26
<b>Subtotal for MEDIUM TERM NOTE-FDIC:</b>					<b>25,000,000.00</b>	<b>2.2000</b>	<b>2.2200</b>	<b>24,984,500.00</b>	<b>6,735.74</b>	<b>70,277.78</b>	<b>24,991,235.74</b>	<b>25,720,750.00</b>	<b>729,514.26</b>
<b>Subtotal for MEDIUM TERM NOTES:</b>					<b>227,386,000.00</b>	<b>1.9508</b>	<b>1.9841</b>	<b>227,557,286.98</b>	<b>167,263.25</b>	<b>1,014,252.85</b>	<b>227,724,550.23</b>	<b>231,809,493.68</b>	<b>4,084,943.45</b>
<b>MUNICIPAL DEBT</b>													
<b>MUNI BOND CALLABLE</b>													
OC TRANSPORTATION AUTHORITY / OCTA													
427006	12/19/08	12/19/2008	12/10/2010	68441MAE5	25,000,000.00	3.8500	3.8542	25,000,000.00	0.00	444,026.24	25,000,000.00	25,000,000.00	0.00
OC TRANSPORTATION AUTHORITY / OCTA													
427016	12/19/08	12/19/2008	12/10/2010	68441MAD7	75,000,000.00	3.8500	3.8542	75,000,000.00	0.00	1,332,078.73	75,000,000.00	75,000,000.00	0.00
<b>Subtotal for MUNI BOND CALLABLE:</b>					<b>100,000,000.00</b>	<b>3.8500</b>	<b>3.8542</b>	<b>100,000,000.00</b>	<b>0.00</b>	<b>1,776,104.97</b>	<b>100,000,000.00</b>	<b>100,000,000.00</b>	<b>0.00</b>
<b>MUNI REFUNDED BOND</b>													
WIS BADGER TOBACCO ASSET SEC. CORP. / D.A. DAVIDSON & CO													
413966	09/25/09	09/28/2009	06/01/2011	056559AG2	1,350,000.00	5.7500	1.0504	1,455,043.50	(52,783.05)	12,937.50	1,402,260.45	1,409,346.00	7,085.55
<b>Subtotal for MUNI REFUNDED BOND:</b>					<b>1,350,000.00</b>	<b>5.7500</b>	<b>1.0504</b>	<b>1,455,043.50</b>	<b>(52,783.05)</b>	<b>12,937.50</b>	<b>1,402,260.45</b>	<b>1,409,346.00</b>	<b>7,085.55</b>
<b>Subtotal for MUNICIPAL DEBT:</b>					<b>101,350,000.00</b>	<b>3.8753</b>	<b>3.8168</b>	<b>101,455,043.50</b>	<b>(52,783.05)</b>	<b>1,789,042.47</b>	<b>101,402,260.45</b>	<b>101,409,346.00</b>	<b>7,085.55</b>

# ORANGE COUNTY TREASURER-TAX COLLECTOR

## Investment Inventory with Market Value by Entity & Instrument

As of 31-Jul-2010

Page -1 of 1

Run Date: 02-Aug-2010 02:56 pm

Print Date: 02-Aug-2010

As at date: 02-Aug-2010

User: uphan

Deal No.	Deal Date	Settle Date	Maturity Date	CUSIP	Face Value	Coupon	Purchase Yield	Capital	Capital Accrual	Interest Accrual	Book Value	Market Value *	Unrealized Gain/(Loss)
<b>Issuer / Broker</b>													
<b>UNITED STATES DOLLAR</b>													
<b><u>Extended Fund</u></b>													
<b>TREASURIES</b>													
<b>TREASURY BILL</b>													
US TREASURY N/B / JEFFERIES & COMPANY													
463759	06/30/10	06/30/2010	08/05/2010	912795V24	25,000,000.00	0.0000	0.1250	24,996,875.00	0.00	2,777.78	24,996,875.00	24,999,791.75	2,916.75
<b>Subtotal for TREASURY BILL:</b>					<b>25,000,000.00</b>	<b>0.0000</b>	<b>0.1250</b>	<b>24,996,875.00</b>	<b>0.00</b>	<b>2,777.78</b>	<b>24,996,875.00</b>	<b>24,999,791.75</b>	<b>2,916.75</b>
<b>Subtotal for TREASURIES:</b>					<b>25,000,000.00</b>	<b>0.0000</b>	<b>0.1250</b>	<b>24,996,875.00</b>	<b>0.00</b>	<b>2,777.78</b>	<b>24,996,875.00</b>	<b>24,999,791.75</b>	<b>2,916.75</b>
<b>Total Extended Fund :</b>					<b>3,041,260,000.00</b>	<b>1.5073</b>	<b>1.2953</b>	<b>3,050,776,766.72</b>	<b>(5,692,413.61)</b>	<b>11,789,774.07</b>	<b>3,045,148,807.27</b>	<b>3,060,507,012.63</b>	<b>15,358,205.36</b>
<b>Net Asset Value (NAV):</b>												<b>1.005043</b>	
<b><u>Money Market Fund</u></b>													
<b>FUNDS</b>													
GOLDMAN SACHS 692													
			08/02/2010		1,002,806.09	0.0000	0.1000	1,002,806.09	0.00	0.00	1,002,806.09	1,002,806.09	0.00
TEMPFUND692													
			08/02/2010		9,302,553.48	0.0000	0.2300	9,302,553.48	0.00	0.00	9,302,553.48	9,302,553.48	0.00
<b>Subtotal for FUNDS:</b>					<b>10,305,359.57</b>	<b>0.0000</b>	<b>0.2173</b>	<b>10,305,359.57</b>	<b>0.00</b>	<b>0.00</b>	<b>10,305,359.57</b>	<b>10,305,359.57</b>	<b>0.00</b>
<b>CERTIFICATES OF DEPOSIT</b>													
<b>YANKEE CD</b>													
RABOBANK NEDERLAND NV NY / JP MORGAN CHASE BANK, NA													
457146	05/25/10	05/25/2010	08/25/2010	74977MFN0	20,000,000.00	0.4400	0.4400	20,000,000.00	0.00	16,622.22	20,000,000.00	20,000,000.00	0.00
RABOBANK NEDERLAND NV NY / UBS FINANCIAL SERVICES													
467816	07/23/10	07/23/2010	10/29/2010	74977MHZ1	10,000,000.00	0.4000	0.3500	10,001,358.90	(124.80)	1,000.00	10,001,234.10	10,001,210.00	(24.10)
TORONTO DOMINION BANK NY / TDSI													
431236	01/05/10	01/05/2010	01/05/2011	8911A37B2	10,000,000.00	0.5800	0.5800	10,000,000.00	0.00	33,511.11	10,000,000.00	9,999,920.00	(80.00)
TORONTO DOMINION BANK NY / TDSI													
461672	06/21/10	06/21/2010	06/23/2011	89112YEZ2	10,000,000.00	0.8400	0.8400	10,000,000.00	0.00	9,566.67	10,000,000.00	9,999,920.00	(80.00)
<b>Subtotal for YANKEE CD:</b>					<b>50,000,000.00</b>	<b>0.5400</b>	<b>0.5300</b>	<b>50,001,358.90</b>	<b>(124.80)</b>	<b>60,700.00</b>	<b>50,001,234.10</b>	<b>50,001,050.00</b>	<b>(184.10)</b>



# ORANGE COUNTY TREASURER-TAX COLLECTOR

## Investment Inventory with Market Value by Entity & Instrument

As of 31-Jul-2010

Page -1 of 1

Run Date: 02-Aug-2010 02:56 pm

Print Date: 02-Aug-2010

As at date: 02-Aug-2010

User: uphan

Deal No.	Deal Date	Settle Date	Maturity Date	CUSIP	Face Value	Coupon	Purchase Yield	Capital	Capital Accrual	Interest Accrual	Book Value	Market Value *	Unrealized Gain/(Loss)
<b>Issuer / Broker</b>													
<b>UNITED STATES DOLLAR</b>													
<b><u>Money Market Fund</u></b>													
<b>CERTIFICATES OF DEPOSIT</b>													
<b>YANKEE CD FLOATER</b>													
RABOBANK NEDERLAND NV NY / JP MORGAN CHASE & CO													
445456	03/25/10	03/25/2010	09/27/2010	74977MDZ5	30,000,000.00	0.3288	0.3288	30,000,000.00	0.00	1,643.75	30,000,000.00	30,000,000.00	0.00
TORONTO DOMINION BANK NY / JP MORGAN CHASE & CO													
450635	04/21/10	04/21/2010	11/05/2010	8911A34M1	9,000,000.00	0.3475	0.3577	8,999,506.80	254.07	2,258.75	8,999,760.87	9,000,000.00	239.13
ROYAL BANK OF CANADA / RBC													
431881	12/09/09	12/09/2009	12/09/2010	78009JXT7	15,000,000.00	0.3450	0.3450	15,000,000.00	0.00	3,306.25	15,000,000.00	15,000,000.00	0.00
ROYAL BANK OF CANADA / RBC													
433663	01/19/10	01/19/2010	01/19/2011	78009JYV1	25,000,000.00	0.3406	0.3406	25,000,000.00	0.00	3,075.13	25,000,000.00	24,991,725.00	(8,275.00)
ROYAL BANK OF CANADA / RBC													
442668	03/10/10	03/10/2010	03/10/2011	78009JZR9	25,000,000.00	0.3425	0.3425	25,000,000.00	0.00	4,756.94	25,000,000.00	25,000,000.00	0.00
<b>Subtotal for YANKEE CD FLOATER:</b>					<b>104,000,000.00</b>	<b>0.3389</b>	<b>0.3398</b>	<b>103,999,506.80</b>	<b>254.07</b>	<b>15,040.82</b>	<b>103,999,760.87</b>	<b>103,991,725.00</b>	<b>(8,035.87)</b>
<b>Subtotal for CERTIFICATES OF DEPOSIT:</b>					<b>154,000,000.00</b>	<b>0.4042</b>	<b>0.4015</b>	<b>154,000,865.70</b>	<b>129.27</b>	<b>75,740.82</b>	<b>154,000,994.97</b>	<b>153,992,775.00</b>	<b>(8,219.97)</b>
<b>COMMERCIAL PAPER HOLDINGS</b>													
<b>COMMERCIAL PAPER</b>													
WAL-MART STORES INC / CITIGROUP GLOBAL MARKETS													
466386	07/15/10	07/15/2010	08/02/2010	93114FH23	50,000,000.00	0.0000	0.1900	49,995,250.00	0.00	4,486.11	49,999,736.11	49,999,150.00	(586.11)
BANK OF AMERICA CORP / BANK OF AMERICA													
467159	07/20/10	07/20/2010	08/06/2010	0660P1H61	18,000,000.00	0.0000	0.2200	17,998,130.00	0.00	1,320.00	17,999,450.00	17,999,496.00	46.00
WAL-MART STORES INC / GOLDMAN SACHS GROUP INC													
467812	07/23/10	07/23/2010	08/06/2010	93114FH64	15,000,000.00	0.0000	0.1800	14,998,950.00	0.00	675.00	14,999,625.00	14,999,670.00	45.00
NESTLE CAPITAL CORP / GOLDMAN SACHS GROUP INC													
460187	06/11/10	06/11/2010	08/10/2010	64105HHA3	15,000,000.00	0.0000	0.2400	14,994,000.00	0.00	5,100.00	14,999,100.00	14,999,340.00	240.00
CHEVRON FUNDING / CHEVRON													
468425	07/27/10	07/27/2010	08/12/2010	1667X1HC3	25,000,000.00	0.0000	0.1800	24,998,000.00	0.00	625.00	24,998,625.00	24,999,100.00	475.00
IBM CORP / CRED SUIS SECURITIES													

# ORANGE COUNTY TREASURER-TAX COLLECTOR

## Investment Inventory with Market Value by Entity & Instrument

As of 31-Jul-2010

Page -1 of 1

Run Date: 02-Aug-2010 02:56 pm

Print Date: 02-Aug-2010

As at date: 02-Aug-2010

User: uphan

Deal No.	Deal Date	Settle Date	Maturity Date	CUSIP	Face Value	Coupon	Purchase Yield	Capital	Capital Accrual	Interest Accrual	Book Value	Market Value *	Unrealized Gain/(Loss)
<b>Issuer / Broker</b>													
<b>UNITED STATES DOLLAR</b>													
<b><u>Money Market Fund</u></b>													
<b>COMMERCIAL PAPER HOLDINGS</b>													
<b>COMMERCIAL PAPER</b>													
469584	07/30/10	07/30/2010	08/12/2010	45920GHC3	17,282,000.00	0.0000	0.1800	17,280,876.67	0.00	172.82	17,281,049.49	17,280,600.16	(449.33)
L'OREAL USA INC / JP MORGAN CHASE & CO													
462768	06/25/10	06/25/2010	08/16/2010	50211UHG1	11,000,000.00	0.0000	0.2300	10,996,345.56	0.00	2,600.27	10,998,945.83	10,999,098.00	152.17
NESTLE CAPITAL CORP / BANK OF AMERICA													
467398	07/21/10	07/21/2010	08/17/2010	64105HHH8	15,000,000.00	0.0000	0.2000	14,997,750.00	0.00	916.67	14,998,666.67	14,998,680.00	13.33
DUPONT EI DE NEMOURS CO / CRED SUIS SECURITIES													
469575	07/30/10	07/30/2010	08/17/2010	2635J5HH5	20,000,000.00	0.0000	0.1900	19,998,100.00	0.00	211.11	19,998,311.11	19,997,420.00	(891.11)
DUPONT EI DE NEMOURS CO / CRED SUIS SECURITIES													
469566	07/30/10	07/30/2010	08/18/2010	2635J5HJ1	20,000,000.00	0.0000	0.1900	19,997,994.44	0.00	211.11	19,998,205.55	19,997,160.00	(1,045.55)
DUPONT EI DE NEMOURS CO / CRED SUIS SECURITIES													
469572	07/30/10	07/30/2010	08/19/2010	2635J5HK8	5,000,000.00	0.0000	0.1800	4,999,500.00	0.00	50.00	4,999,550.00	4,999,245.00	(305.00)
CHEVRON FUNDING / CHEVRON													
467815	07/23/10	07/23/2010	08/20/2010	1667X1HL3	40,000,000.00	0.0000	0.1800	39,994,400.00	0.00	1,800.00	39,996,200.00	39,996,400.00	200.00
DUPONT EI DE NEMOURS CO / CRED SUIS SECURITIES													
469570	07/30/10	07/30/2010	08/20/2010	2635J5HL6	15,000,000.00	0.0000	0.1900	14,998,337.50	0.00	158.33	14,998,495.83	14,997,525.00	(970.83)
NESTLE CAPITAL CORP / CITIGROUP GLOBAL MARKETS													
462197	06/23/10	06/23/2010	08/23/2010	64105HHP0	15,000,000.00	0.0000	0.1700	14,995,679.17	0.00	2,762.50	14,998,441.67	14,998,080.00	(361.67)
PRIVATE EXPORT FUND CORP / WELLS FARGO BANK													
458812	06/04/10	06/04/2010	08/30/2010	7426M5HW7	4,000,000.00	0.0000	0.2900	3,997,196.67	0.00	1,868.89	3,999,065.56	3,998,880.00	(185.56)
TORONTO DOMINION / BANK OF AMERICA													
468748	07/27/10	07/27/2010	08/30/2010	89116FHW3	10,000,000.00	0.0000	0.2000	9,998,111.11	0.00	277.78	9,998,388.89	9,998,210.00	(178.89)
TORONTO DOMINION / BANK OF AMERICA													
468746	07/27/10	07/27/2010	09/03/2010	89116FJ35	30,000,000.00	0.0000	0.2000	29,993,666.67	0.00	833.33	29,994,500.00	29,993,880.00	(620.00)
PRIVATE EXPORT FUND CORP / WELLS FARGO BANK													
460194	06/11/10	06/11/2010	09/08/2010	7426M5J88	40,000,000.00	0.0000	0.3000	39,970,333.34	0.00	17,000.00	39,987,333.34	39,983,960.00	(3,373.34)
GENERAL ELECTRIC CO / BANK OF AMERICA													

# ORANGE COUNTY TREASURER-TAX COLLECTOR

## Investment Inventory with Market Value by Entity & Instrument

As of 31-Jul-2010

Page -1 of 1

Run Date: 02-Aug-2010 02:56 pm

Print Date: 02-Aug-2010

As at date: 02-Aug-2010

User: uphan

Deal No.	Deal Date	Settle Date	Maturity Date	CUSIP	Face Value	Coupon	Purchase Yield	Capital	Capital Accrual	Interest Accrual	Book Value	Market Value *	Unrealized Gain/(Loss)
<b>Issuer / Broker</b>													
<b>UNITED STATES DOLLAR</b>													
<b><u>Money Market Fund</u></b>													
<b>COMMERCIAL PAPER HOLDINGS</b>													
<b>COMMERCIAL PAPER</b>													
463147	06/28/10	06/28/2010	09/20/2010	36960MJL8	22,350,000.00	0.0000	0.3200	22,333,312.00	0.00	6,754.67	22,340,066.67	22,343,607.90	3,541.23
PROCTER & GAMBLE / BANK OF AMERICA													
466390	07/15/10	07/15/2010	10/12/2010	74271UKC3	15,000,000.00	0.0000	0.2500	14,990,729.17	0.00	1,770.83	14,992,500.00	14,991,420.00	(1,080.00)
PRIVATE EXPORT FUND CORP / JP MORGAN CHASE & CO													
466859	07/16/10	07/16/2010	10/14/2010	7426M5KE3	15,000,000.00	0.0000	0.2800	14,989,500.00	0.00	1,866.67	14,991,366.67	14,986,005.00	(5,361.67)
NESTLE CAPITAL CORP / BANK OF AMERICA													
459845	06/10/10	06/10/2010	10/19/2010	64105HKK7	12,750,000.00	0.0000	0.4000	12,731,441.67	0.00	7,366.67	12,738,808.34	12,741,712.50	2,904.16
<b>Subtotal for COMMERCIAL PAPER:</b>					<b>430,382,000.00</b>	<b>0.0000</b>	<b>0.2216</b>	<b>430,247,603.97</b>	<b>0.00</b>	<b>58,827.76</b>	<b>430,306,431.73</b>	<b>430,298,639.56</b>	<b>(7,792.17)</b>
<b>Subtotal for COMMERCIAL PAPER HOLDINGS:</b>					<b>430,382,000.00</b>	<b>0.0000</b>	<b>0.2216</b>	<b>430,247,603.97</b>	<b>0.00</b>	<b>58,827.76</b>	<b>430,306,431.73</b>	<b>430,298,639.56</b>	<b>(7,792.17)</b>
<b>GOVERNMENT AGENCY</b>													
<b>DISCOUNT NOTES</b>													
FHLB DISC CORP / RBC													
469580	07/30/10	07/30/2010	08/27/2010	313385D52	37,695,000.00	0.0000	0.1700	37,690,015.88	0.00	356.01	37,690,371.89	37,690,627.38	255.49
<b>Subtotal for DISCOUNT NOTES:</b>					<b>37,695,000.00</b>	<b>0.0000</b>	<b>0.1700</b>	<b>37,690,015.88</b>	<b>0.00</b>	<b>356.01</b>	<b>37,690,371.89</b>	<b>37,690,627.38</b>	<b>255.49</b>
<b>GOVT AGENCY 1</b>													
FED HM LN BK BD / OPPENHEIMER & CO., INC													
404883	08/05/09	08/05/2009	08/13/2010	3133XRWLO	12,065,000.00	3.3750	0.6180	12,403,423.25	(327,387.71)	190,023.75	12,076,035.54	12,075,701.66	(333.89)
<b>Subtotal for GOVT AGENCY 1:</b>					<b>12,065,000.00</b>	<b>3.3750</b>	<b>0.6180</b>	<b>12,403,423.25</b>	<b>(327,387.71)</b>	<b>190,023.75</b>	<b>12,076,035.54</b>	<b>12,075,701.66</b>	<b>(333.89)</b>
<b>GOVT AGENCY-FLOAT-ACT/360</b>													
FREDDIE MAC / GOLDMAN SACHS GROUP INC													
433668	01/19/10	01/19/2010	09/24/2010	3128X8TD4	25,000,000.00	0.5083	0.4463	25,010,500.00	(8,213.71)	13,412.15	25,002,286.29	25,013,000.00	10,713.71
FREDDIE MAC / GOLDMAN SACHS GROUP INC													
433670	01/19/10	01/19/2010	09/24/2010	3128X8TD4	12,500,000.00	0.5083	0.4463	12,505,250.00	(4,106.85)	6,706.07	12,501,143.15	12,506,500.00	5,356.85
FED FARM CR BK / RAYMOND JAMES & ASSOC, IN													
420325	11/02/09	11/02/2009	10/22/2010	31331G2D0	12,500,000.00	0.1800	0.1749	12,500,625.00	(480.23)	625.00	12,500,144.77	12,500,000.00	(144.77)

# ORANGE COUNTY TREASURER-TAX COLLECTOR

## Investment Inventory with Market Value by Entity & Instrument

As of 31-Jul-2010

Page -1 of 1

Run Date: 02-Aug-2010 02:56 pm

Print Date: 02-Aug-2010

As at date: 02-Aug-2010

User: uphan

Deal No.	Deal Date	Settle Date	Maturity Date	CUSIP	Face Value	Coupon	Purchase Yield	Capital	Capital Accrual	Interest Accrual	Book Value	Market Value *	Unrealized Gain/(Loss)
<b>Issuer / Broker</b>													
<b>UNITED STATES DOLLAR</b>													
<b><u>Money Market Fund</u></b>													
<b>GOVERNMENT AGENCY</b>													
<b>GOVT AGENCY-FLOAT-ACT/360</b>													
FED HM LN BK BD / CRED SUIS SECURITIES													
423226	11/18/09	11/18/2009	11/18/2010	3133XVSA0	17,500,000.00	0.2510	0.2510	17,500,000.00	0.00	1,708.19	17,500,000.00	17,500,000.00	0.00
FED HM LN BK BD / UBS FINANCIAL SERVICES													
423227	11/18/09	11/18/2009	11/18/2010	3133XVSA0	50,000,000.00	0.2510	0.2510	50,000,000.00	0.00	4,880.55	50,000,000.00	50,000,000.00	0.00
FED HM LN BK BD / UBS FINANCIAL SERVICES													
423228	11/18/09	11/18/2009	11/18/2010	3133XVSA0	32,500,000.00	0.2510	0.2510	32,500,000.00	0.00	3,172.36	32,500,000.00	32,500,000.00	0.00
FED HM LN BK BD / CRED SUIS SECURITIES													
424920	11/30/09	11/30/2009	11/26/2010	3133XVUT6	50,000,000.00	0.2590	0.2590	50,000,000.00	0.00	2,158.33	50,000,000.00	50,000,000.00	0.00
FED FARM CR BK / RBC													
441608	03/04/10	03/04/2010	04/04/2011	31331JGB3	25,000,000.00	0.2400	0.2400	25,000,000.00	0.00	4,666.67	25,000,000.00	25,000,000.00	0.00
FED FARM CR BK / DEUTSCHE													
441609	03/04/10	03/04/2010	04/04/2011	31331JGB3	25,000,000.00	0.2400	0.2400	25,000,000.00	0.00	4,666.67	25,000,000.00	25,000,000.00	0.00
FANNIE MAE / JP MORGAN CHASE & CO													
468365	07/26/10	07/26/2010	05/13/2011	31398AXH0	15,000,000.00	0.3028	0.2457	15,006,855.00	(141.34)	757.03	15,006,713.66	15,007,050.00	336.34
FED FARM CR BK / JEFFERIES & COMPANY													
468828	07/28/10	07/28/2010	07/28/2011	31331JWP4	25,000,000.00	0.3100	0.3303	24,994,927.50	55.59	861.11	24,994,983.09	25,000,000.00	5,016.91
<b>Subtotal for GOVT AGENCY-FLOAT-ACT/360:</b>					<b>290,000,000.00</b>	<b>0.2885</b>	<b>0.2790</b>	<b>290,018,157.50</b>	<b>(12,886.54)</b>	<b>43,614.13</b>	<b>290,005,270.96</b>	<b>290,026,550.00</b>	<b>21,279.04</b>
<b>GOV'T AGY - CALLABLE</b>													
FED HM LN BK BD / RBC													
452562	05/03/10	05/03/2010	04/13/2011	3133XXNT0	5,000,000.00	0.5700	0.5912	4,999,000.00	1,000.00	6,966.66	5,000,000.00	5,000,000.00	0.00
FED HM LN BK BD / RBC													
452564	05/03/10	05/03/2010	04/13/2011	3133XXNT0	5,000,000.00	0.5700	0.5965	4,998,750.00	1,250.00	6,966.66	5,000,000.00	5,000,000.00	0.00
FED HM LN BK BD / FINACORP SECURITIES													
455142	05/17/10	05/17/2010	04/13/2011	3133XXNT0	9,850,000.00	0.5700	0.6088	9,846,552.50	3,447.50	11,540.92	9,850,000.00	9,850,000.00	0.00
FED HM LN BK BD / DEUTSCHE													
458477	06/02/10	06/02/2010	06/02/2011	3133XYHY4	15,000,000.00	0.7500	0.7500	15,000,000.00	0.00	18,437.50	15,000,000.00	14,999,250.00	(750.00)

# ORANGE COUNTY TREASURER-TAX COLLECTOR

## Investment Inventory with Market Value by Entity & Instrument

As of 31-Jul-2010

Page -1 of 1

Run Date: 02-Aug-2010 02:56 pm

Print Date: 02-Aug-2010

As at date: 02-Aug-2010

User: uphan

Deal No.	Deal Date	Settle Date	Maturity Date	CUSIP	Face Value	Coupon	Purchase Yield	Capital	Capital Accrual	Interest Accrual	Book Value	Market Value *	Unrealized Gain/(Loss)
<b>Issuer / Broker</b>													
<b>UNITED STATES DOLLAR</b>													
<b><u>Money Market Fund</u></b>													
<b>GOVERNMENT AGENCY</b>													
<b>GOV'T AGY - CALLABLE</b>													
FED HM LN BK BD / JP MORGAN CHASE & CO													
456102	05/19/10	05/19/2010	06/03/2011	3133XYFL4	25,000,000.00	0.7000	0.7000	25,000,000.00	0.00	35,000.00	25,000,000.00	25,005,800.00	5,800.00
FED HM LN BK BD / JP MORGAN CHASE & CO													
457157	05/25/10	05/25/2010	06/07/2011	3133XYHQ1	1,000,000.00	0.7500	0.7503	1,000,000.00	0.00	1,375.00	1,000,000.00	1,000,349.00	349.00
FED HM LN BK BD / JP MORGAN CHASE & CO													
457158	05/25/10	05/25/2010	06/07/2011	3133XYHQ1	15,000,000.00	0.7500	0.7503	15,000,000.00	0.00	20,625.00	15,000,000.00	15,005,235.00	5,235.00
FED HM LN BK BD / JP MORGAN CHASE & CO													
457159	05/25/10	05/25/2010	06/07/2011	3133XYHQ1	5,000,000.00	0.7500	0.7601	4,999,500.00	366.67	6,875.00	4,999,866.67	5,001,745.00	1,878.33
FED HM LN BK BD / JP MORGAN CHASE & CO													
459794	06/09/10	06/09/2010	06/20/2011	3133XYNN1	10,000,000.00	0.6500	0.6991	9,995,000.00	2,888.89	9,388.89	9,997,888.89	10,004,440.00	6,551.11
FED FARM CR BK / UBS FINANCIAL SERVICES													
465100	07/08/10	07/08/2010	07/08/2011	31331JUY7	10,000,000.00	0.4700	0.4951	9,997,500.00	638.89	3,002.78	9,998,138.89	9,996,500.00	(1,638.89)
<b>Subtotal for GOV'T AGY - CALLABLE:</b>					<b>100,850,000.00</b>	<b>0.6645</b>	<b>0.6786</b>	<b>100,836,302.50</b>	<b>9,591.95</b>	<b>120,178.41</b>	<b>100,845,894.45</b>	<b>100,863,319.00</b>	<b>17,424.55</b>
<b>Subtotal for GOVERNMENT AGENCY:</b>					<b>440,610,000.00</b>	<b>0.4344</b>	<b>0.3704</b>	<b>440,947,899.13</b>	<b>(330,682.30)</b>	<b>354,172.30</b>	<b>440,617,572.84</b>	<b>440,656,198.04</b>	<b>38,625.20</b>
<b>MEDIUM TERM NOTES</b>													
<b>MED TERM NOTE FLOAT FDIC</b>													
BANK OF AMERICA NA / RBC													
463715	06/29/10	06/29/2010	09/13/2010	06052AAF8	15,000,000.00	0.5664	0.2129	15,011,190.00	(4,858.82)	7,788.55	15,006,331.18	15,007,200.00	868.82
<b>Subtotal for MED TERM NOTE FLOAT FDIC:</b>					<b>15,000,000.00</b>	<b>0.5664</b>	<b>0.2129</b>	<b>15,011,190.00</b>	<b>(4,858.82)</b>	<b>7,788.55</b>	<b>15,006,331.18</b>	<b>15,007,200.00</b>	<b>868.82</b>
<b>MEDIUM TERM NOTE</b>													
GENERAL ELEC CAP CORP / OPPENHEIMER & CO., INC													
428241	12/16/09	12/16/2009	07/30/2010	36962GK78	0.00	4.2500	0.4063	0.00	0.00	0.00	0.00	0.00	0.00
GENERAL ELEC CAP CORP / WELLS FARGO BANK													
429199	12/22/09	12/22/2009	07/30/2010	36962GK78	0.00	4.2500	0.4066	0.00	0.00	0.00	0.00	0.00	0.00
BANK OF AMERICA CORP / MORGAN STANLEY													

# ORANGE COUNTY TREASURER-TAX COLLECTOR

## Investment Inventory with Market Value by Entity & Instrument

As of 31-Jul-2010

Page -1 of 1

Run Date: 02-Aug-2010 02:56 pm

Print Date: 02-Aug-2010

As at date: 02-Aug-2010

User: uphan

Deal No.	Deal Date	Settle Date	Maturity Date	CUSIP	Face Value	Coupon	Purchase Yield	Capital	Capital Accrual	Interest Accrual	Book Value	Market Value *	Unrealized Gain/(Loss)
<b>Issuer / Broker</b>													
<b>UNITED STATES DOLLAR</b>													
<b><u>Money Market Fund</u></b>													
<b>MEDIUM TERM NOTES</b>													
<b>MEDIUM TERM NOTE</b>													
407533	08/19/09	08/19/2009	08/01/2010	060505BU7	1,000,000.00	4.5000	2.0262	1,023,150.00	(23,150.00)	0.00	1,000,000.00	1,006,330.00	6,330.00
WELLS FARGO BANK / RBC													
404297	08/03/09	08/03/2009	08/09/2010	949746MZ1	12,000,000.00	4.6250	1.1521	12,420,000.00	(410,819.67)	265,166.67	12,009,180.33	12,055,320.00	46,139.67
GENERAL ELEC CAP CORP / WELLS FARGO BANK													
428463	12/17/09	12/17/2009	10/21/2010	36962GS62	1,000,000.00	4.8750	0.5800	1,036,120.00	(26,614.74)	13,541.67	1,009,505.26	1,011,140.00	1,634.74
BANK OF AMERICA CORP / OPPENHEIMER & CO., INC													
452002	04/29/10	04/29/2010	12/01/2010	060505BF0	5,025,000.00	4.3750	0.5606	5,137,509.75	(48,824.99)	36,640.63	5,088,684.76	5,090,224.50	1,539.74
GENERAL ELEC CAP CORP / JP MORGAN CHASE & CO													
431848	01/08/10	01/08/2010	02/01/2011	36962G2C7	8,855,000.00	5.2000	0.6662	9,279,862.90	(225,188.43)	0.00	9,054,674.47	9,032,100.00	(22,574.47)
WELLS FARGO BANK / WELLS FARGO BANK													
431885	01/08/10	01/08/2010	02/01/2011	949748AF4	5,000,000.00	6.4500	1.0229	5,286,350.00	(151,772.98)	0.00	5,134,577.02	5,143,800.00	9,222.98
GENERAL ELEC CAP CORP / OPPENHEIMER & CO., INC													
434805	01/26/10	01/26/2010	02/22/2011	36962GWB6	5,000,000.00	6.1250	0.6077	5,294,350.00	(141,074.48)	135,260.42	5,153,275.52	5,160,000.00	6,724.48
GENERAL ELEC CAP CORP / RBC													
454246	05/11/10	05/11/2010	02/22/2011	36962GWB6	10,000,000.00	6.1250	0.8580	10,408,710.00	(116,358.72)	136,111.11	10,292,351.28	10,320,000.00	27,648.72
GENERAL ELEC CAP CORP / OPPENHEIMER & CO., INC													
455033	05/13/10	05/13/2010	02/22/2011	36962GWB6	8,000,000.00	6.1250	0.9183	8,320,800.00	(89,686.02)	106,166.67	8,231,113.98	8,256,000.00	24,886.02
<b>Subtotal for MEDIUM TERM NOTE:</b>					<b>55,880,000.00</b>	<b>5.4766</b>	<b>0.8809</b>	<b>58,206,852.65</b>	<b>(1,233,490.03)</b>	<b>692,887.17</b>	<b>56,973,362.62</b>	<b>57,074,914.50</b>	<b>101,551.88</b>
<b>MEDIUM TERM NOTE FLOATER</b>													
BANK OF AMERICA CORP / CRED SUIS SECURITIES													
457686	05/27/10	05/27/2010	08/13/2010	060505DG6	5,000,000.00	0.5928	0.5927	5,000,000.00	0.00	5,434.08	5,000,000.00	5,000,950.00	950.00
TOYOTA MOTOR CREDIT / TOYOTA FINANCIAL SERVICES													
428930	12/21/09	12/21/2009	12/22/2010	89233P3U8	30,000,000.00	0.3325	0.3325	30,000,000.00	0.00	2,770.83	30,000,000.00	30,000,000.00	0.00
WELLS FARGO BANK / RBC													
440615	03/01/10	03/01/2010	01/12/2011	949746NC1	25,000,000.00	0.6275	0.5745	25,011,475.00	(5,538.41)	8,715.28	25,005,936.59	25,012,250.00	6,313.41
JP MORGAN CHASE & CO / JP MORGAN CHASE & CO													

# ORANGE COUNTY TREASURER-TAX COLLECTOR

## Investment Inventory with Market Value by Entity & Instrument

As of 31-Jul-2010

Page -1 of 1

Run Date: 02-Aug-2010 02:56 pm

Print Date: 02-Aug-2010

As at date: 02-Aug-2010

User: uphan

Deal No.	Deal Date	Settle Date	Maturity Date	CUSIP	Face Value	Coupon	Purchase Yield	Capital	Capital Accrual	Interest Accrual	Book Value	Market Value *	Unrealized Gain/(Loss)
<b>Issuer / Broker</b>													
<b>UNITED STATES DOLLAR</b>													
<b><u>Money Market Fund</u></b>													
<b>MEDIUM TERM NOTES</b>													
<b>MEDIUM TERM NOTE FLOATER</b>													
436231	02/02/10	02/02/2010	01/18/2011	46625HDC1	5,000,000.00	0.6947	0.5212	5,008,285.00	(4,260.86)	1,447.27	5,004,024.14	5,004,150.00	125.86
BERKSHIRE HATHAWAY INC / JP MORGAN CHASE & CO													
438127	02/11/10	02/11/2010	02/10/2011	084670AW8	40,000,000.00	0.3536	0.3536	40,000,000.00	0.00	32,608.86	40,000,000.00	40,000,000.00	0.00
TOYOTA MOTOR CREDIT / TOYOTA MOTOR CREDIT													
438984	02/19/10	02/19/2010	02/22/2011	89233P4A1	25,000,000.00	0.4325	0.4325	25,000,000.00	0.00	3,003.47	25,000,000.00	25,000,000.00	0.00
BANK OF AMERICA CORP / JEFFERIES & COMPANY													
467344	07/19/10	07/19/2010	07/25/2011	59018YXY2	15,000,000.00	0.6978	1.2359	14,918,445.00	2,857.72	1,744.53	14,921,302.72	14,953,650.00	32,347.28
<b>Subtotal for MEDIUM TERM NOTE FLOATER:</b>					<b>145,000,000.00</b>	<b>0.4657</b>	<b>0.5062</b>	<b>144,938,205.00</b>	<b>(6,941.55)</b>	<b>55,724.32</b>	<b>144,931,263.45</b>	<b>144,971,000.00</b>	<b>39,736.55</b>
<b>MEDIUM TERM NOTE-FDIC</b>													
JP MORGAN CHASE & CO / OPPENHEIMER & CO., INC													
417967	10/19/09	10/19/2009	11/15/2010	46625HBA7	6,000,000.00	4.5000	0.7900	6,237,168.00	(173,267.81)	57,000.00	6,063,900.19	6,094,980.00	31,079.81
<b>Subtotal for MEDIUM TERM NOTE-FDIC:</b>					<b>6,000,000.00</b>	<b>4.5000</b>	<b>0.7900</b>	<b>6,237,168.00</b>	<b>(173,267.81)</b>	<b>57,000.00</b>	<b>6,063,900.19</b>	<b>6,094,980.00</b>	<b>31,079.81</b>
<b>Subtotal for MEDIUM TERM NOTES:</b>					<b>221,880,000.00</b>	<b>1.8436</b>	<b>0.5884</b>	<b>224,393,415.65</b>	<b>(1,418,558.21)</b>	<b>813,400.04</b>	<b>222,974,857.44</b>	<b>223,148,094.50</b>	<b>173,237.06</b>
<b>MONEY MARKET MUTUAL FUNDS</b>													
<b>WELLS FARGO REPOS</b>													
WELLS FARGO REPO /													
469633	07/30/10	07/30/2010	08/02/2010	REPOSWEEP	1,708,807.97	0.1500	0.1500	1,708,807.97	0.00	14.24	1,708,807.97	1,708,807.97	0.00
<b>Subtotal for WELLS FARGO REPOS:</b>					<b>1,708,807.97</b>	<b>0.1500</b>	<b>0.1500</b>	<b>1,708,807.97</b>	<b>0.00</b>	<b>14.24</b>	<b>1,708,807.97</b>	<b>1,708,807.97</b>	<b>0.00</b>
<b>Subtotal for MONEY MARKET MUTUAL FUNDS:</b>					<b>1,708,807.97</b>	<b>0.1500</b>	<b>0.1500</b>	<b>1,708,807.97</b>	<b>0.00</b>	<b>14.24</b>	<b>1,708,807.97</b>	<b>1,708,807.97</b>	<b>0.00</b>
<b>MUNICIPAL DEBT</b>													
<b>MUNI BOND VAR-SF BAY TOLL</b>													
BAY AREA TOLL AUTHORITY / MORGAN STANLEY													
427430	12/11/09	07/29/2010	08/05/2010	072024KW1	20,000,000.00	0.2500	0.2500	20,000,000.00	0.00	3,479.45	20,000,000.00	20,000,000.00	0.00
BAY AREA TOLL AUTHORITY / STONE & YOUNGBERG													
428238	12/16/09	07/29/2010	08/05/2010	072024KE1	15,000,000.00	0.2000	0.2000	15,000,000.00	0.00	2,346.58	15,000,000.00	15,000,000.00	0.00

# ORANGE COUNTY TREASURER-TAX COLLECTOR

## Investment Inventory with Market Value by Entity & Instrument

As of 31-Jul-2010

Page -1 of 1

Run Date: 02-Aug-2010 02:56 pm

Print Date: 02-Aug-2010

As at date: 02-Aug-2010

User: uphan

Deal No.	Deal Date	Settle Date	Maturity Date	CUSIP	Face Value	Coupon	Purchase Yield	Capital	Capital Accrual	Interest Accrual	Book Value	Market Value *	Unrealized Gain/(Loss)
<b>Issuer / Broker</b>													
<b>UNITED STATES DOLLAR</b>													
<b><u>Money Market Fund</u></b>													
<b>MUNICIPAL DEBT</b>													
<b>MUNI BOND VAR-SF BAY TOLL</b>													
BAY AREA TOLL AUTHORITY / JP MORGAN CHASE & CO													
438986	02/19/10	07/29/2010	08/05/2010	072024NA6	6,000,000.00	0.2100	0.2100	6,000,000.00	0.00	1,001.09	6,000,000.00	6,000,000.00	0.00
<b>Subtotal for MUNI BOND VAR-SF BAY TOLL:</b>					<b>41,000,000.00</b>	<b>0.2259</b>	<b>0.2259</b>	<b>41,000,000.00</b>	<b>0.00</b>	<b>6,827.12</b>	<b>41,000,000.00</b>	<b>41,000,000.00</b>	<b>0.00</b>
<b>MUNI BOND VAR-TRIBOROUGH</b>													
TRIBOROUGH BRDG & TUNL AUTH / JP MORGAN CHASE & CO													
438479	02/17/10	07/28/2010	08/04/2010	89602NJY1	13,900,000.00	0.2600	0.2600	13,900,000.00	0.00	2,920.90	13,900,000.00	13,900,000.00	0.00
<b>Subtotal for MUNI BOND VAR-TRIBOROUGH:</b>					<b>13,900,000.00</b>	<b>0.2600</b>	<b>0.2600</b>	<b>13,900,000.00</b>	<b>0.00</b>	<b>2,920.90</b>	<b>13,900,000.00</b>	<b>13,900,000.00</b>	<b>0.00</b>
<b>Subtotal for MUNICIPAL DEBT:</b>					<b>54,900,000.00</b>	<b>0.2345</b>	<b>0.2345</b>	<b>54,900,000.00</b>	<b>0.00</b>	<b>9,748.02</b>	<b>54,900,000.00</b>	<b>54,900,000.00</b>	<b>0.00</b>
<b>Total Money Market Fund :</b>					<b>1,313,786,167.54</b>	<b>0.5144</b>	<b>0.3550</b>	<b>1,316,503,951.99</b>	<b>(1,749,111.24)</b>	<b>1,311,903.18</b>	<b>1,314,814,024.52</b>	<b>1,315,009,874.64</b>	<b>195,850.12</b>
<b>Net Asset Value (NAV):</b>												<b>1.000149</b>	
<b><u>OC Extended Fund B</u></b>													
<b>ASSET-BACK SECURITIES</b>													
<b>US RESTRICTED P-T NOTES A</b>													
SERPENTINE FUNDING LIMITED / SERPENTINE FUNDING LTD													
391446	05/07/09	07/08/2010	06/05/2011	81753BAA2	8,434,029.31	0.0000	0.0000	8,434,029.31	0.00	0.00	8,434,029.31	6,361,889.52	(2,072,139.79)
<b>Subtotal for US RESTRICTED P-T NOTES A:</b>					<b>8,434,029.31</b>	<b>0.0000</b>	<b>0.0000</b>	<b>8,434,029.31</b>	<b>0.00</b>	<b>0.00</b>	<b>8,434,029.31</b>	<b>6,361,889.52</b>	<b>(2,072,139.79)</b>
<b>US RESTRICTED P-T NOTES B</b>													
SERPENTINE FUNDING LIMITED / SERPENTINE FUNDING LTD													
391447	05/07/09	07/08/2010	06/05/2011	81753BAB0	6,628,799.80	0.0000	0.0000	6,628,799.80	0.00	0.00	6,628,799.80	5,000,183.23	(1,628,616.57)
<b>Subtotal for US RESTRICTED P-T NOTES B:</b>					<b>6,628,799.80</b>	<b>0.0000</b>	<b>0.0000</b>	<b>6,628,799.80</b>	<b>0.00</b>	<b>0.00</b>	<b>6,628,799.80</b>	<b>5,000,183.23</b>	<b>(1,628,616.57)</b>
<b>US RESTRICTED P-T NOTES C</b>													
SERPENTINE FUNDING LIMITED / SERPENTINE FUNDING LTD													
391448	05/07/09	07/08/2010	06/05/2011	81753BAC8	16,530,421.96	0.0000	0.0000	16,530,421.96	0.00	0.00	16,530,421.96	12,469,095.65	(4,061,326.31)
<b>Subtotal for US RESTRICTED P-T NOTES C:</b>					<b>16,530,421.96</b>	<b>0.0000</b>	<b>0.0000</b>	<b>16,530,421.96</b>	<b>0.00</b>	<b>0.00</b>	<b>16,530,421.96</b>	<b>12,469,095.65</b>	<b>(4,061,326.31)</b>



# ORANGE COUNTY TREASURER-TAX COLLECTOR

## Investment Inventory with Market Value by Entity & Instrument

As of 31-Jul-2010

Run Date: 02-Aug-2010 02:56 pm

Print Date: 02-Aug-2010

Page -1 of 1

As at date: 02-Aug-2010

User: uphan

Deal No.	Deal Date	Settle Date	Maturity Date	CUSIP	Face Value	Coupon	Purchase Yield	Capital	Capital Accrual	Interest Accrual	Book Value	Market Value *	Unrealized Gain/(Loss)
<b>Issuer / Broker</b>													
<b>UNITED STATES DOLLAR</b>													
<b><u>OC Extended Fund B</u></b>													
<b>ASSET-BACK SECURITIES</b>													
<b>US RESTRICTED P-T NOTES D</b>													
SERPENTINE FUNDING LIMITED / SERPENTINE FUNDING LTD													
391451	05/07/09	07/08/2010	06/05/2011	81753BAD6	6,708,278.29	0.0000	0.0000	6,708,278.29	0.00	0.00	6,708,278.29	5,060,134.81	(1,648,143.48)
<b>Subtotal for US RESTRICTED P-T NOTES D:</b>					<b>6,708,278.29</b>	<b>0.0000</b>	<b>0.0000</b>	<b>6,708,278.29</b>	<b>0.00</b>	<b>0.00</b>	<b>6,708,278.29</b>	<b>5,060,134.81</b>	<b>(1,648,143.48)</b>
<b>US RESTRICTED P-T NOTES E</b>													
SERPENTINE FUNDING LIMITED / SERPENTINE FUNDING LTD													
391452	05/07/09	07/08/2010	06/05/2011	81753BAE4	5,776,508.23	0.0000	0.0000	5,776,508.23	0.00	0.00	5,776,508.23	4,357,289.48	(1,419,218.75)
<b>Subtotal for US RESTRICTED P-T NOTES E:</b>					<b>5,776,508.23</b>	<b>0.0000</b>	<b>0.0000</b>	<b>5,776,508.23</b>	<b>0.00</b>	<b>0.00</b>	<b>5,776,508.23</b>	<b>4,357,289.48</b>	<b>(1,419,218.75)</b>
<b>Subtotal for ASSET-BACK SECURITIES:</b>					<b>44,078,037.59</b>	<b>0.0000</b>	<b>0.0000</b>	<b>44,078,037.59</b>	<b>0.00</b>	<b>0.00</b>	<b>44,078,037.59</b>	<b>33,248,592.69</b>	<b>(10,829,444.90)</b>
<b>Total OC Extended Fund B :</b>					<b>44,078,037.59</b>	<b>0.0000</b>	<b>0.0000</b>	<b>44,078,037.59</b>	<b>0.00</b>	<b>0.00</b>	<b>44,078,037.59</b>	<b>33,248,592.69</b>	<b>(10,829,444.90)</b>
<b>Net Asset Value (NAV):</b>												<b>0.754312</b>	
<b><u>Schools Money Market Fund</u></b>													
<b>FUNDS</b>													
GOLDMAN SACHS 694													
			08/02/2010		1,010,876.09	0.0000	0.1000	1,010,876.09	0.00	0.00	1,010,876.09	1,010,876.09	0.00
TEMPFUND694													
			08/02/2010		69,570,286.70	0.0000	0.2300	69,570,286.70	0.00	0.00	69,570,286.70	69,570,286.70	0.00
<b>Subtotal for FUNDS:</b>					<b>70,581,162.79</b>	<b>0.0000</b>	<b>0.2281</b>	<b>70,581,162.79</b>	<b>0.00</b>	<b>0.00</b>	<b>70,581,162.79</b>	<b>70,581,162.79</b>	<b>0.00</b>
<b>CERTIFICATES OF DEPOSIT</b>													
<b>YANKEE CD</b>													
RABOBANK NEDERLAND NV NY / JP MORGAN CHASE BANK, NA													
457147	05/25/10	05/25/2010	08/25/2010	74977MFNO	10,000,000.00	0.4400	0.4400	10,000,000.00	0.00	8,311.11	10,000,000.00	10,000,000.00	0.00
RABOBANK NEDERLAND NV NY / WELLS FARGO BANK													
460966	06/16/10	06/16/2010	09/14/2010	74977MGL3	20,000,000.00	0.4800	0.4700	20,000,498.78	(254.93)	12,266.66	20,000,243.85	20,000,220.00	(23.85)
TORONTO DOMINION BANK NY / TDSI													

# ORANGE COUNTY TREASURER-TAX COLLECTOR

## Investment Inventory with Market Value by Entity & Instrument

As of 31-Jul-2010

Page -1 of 1

Run Date: 02-Aug-2010 02:56 pm

Print Date: 02-Aug-2010

As at date: 02-Aug-2010

User: uphan

Deal No.	Deal Date	Settle Date	Maturity Date	CUSIP	Face Value	Coupon	Purchase Yield	Capital	Capital Accrual	Interest Accrual	Book Value	Market Value *	Unrealized Gain/(Loss)
<b>Issuer / Broker</b>													
<b>UNITED STATES DOLLAR</b>													
<b><u>Schools Money Market Fund</u></b>													
<b>CERTIFICATES OF DEPOSIT</b>													
<b>YANKEE CD</b>													
431237	01/05/10	01/05/2010	01/05/2011	8911A37B2	15,000,000.00	0.5800	0.5800	15,000,000.00	0.00	50,266.66	15,000,000.00	14,999,880.00	(120.00)
TORONTO DOMINION BANK NY / TDSI													
461684	06/21/10	06/21/2010	06/23/2011	89112YEZ2	10,000,000.00	0.8400	0.8400	10,000,000.00	0.00	9,566.67	10,000,000.00	9,999,920.00	(80.00)
<b>Subtotal for YANKEE CD:</b>					<b>55,000,000.00</b>	<b>0.5655</b>	<b>0.5618</b>	<b>55,000,498.78</b>	<b>(254.93)</b>	<b>80,411.10</b>	<b>55,000,243.85</b>	<b>55,000,020.00</b>	<b>(223.85)</b>
<b>YANKEE CD FLOATER</b>													
RABOBANK NEDERLAND NV NY / JP MORGAN CHASE & CO													
445455	03/25/10	03/25/2010	09/27/2010	74977MDZ5	20,000,000.00	0.3288	0.3288	20,000,000.00	0.00	1,095.83	20,000,000.00	20,000,000.00	0.00
ROYAL BANK OF CANADA / RBC													
433664	01/19/10	01/19/2010	01/19/2011	78009JYV1	23,000,000.00	0.3406	0.3406	23,000,000.00	0.00	2,829.12	23,000,000.00	22,992,387.00	(7,613.00)
ROYAL BANK OF CANADA / RBC													
442667	03/10/10	03/10/2010	03/10/2011	78009JZR9	15,000,000.00	0.3425	0.3425	15,000,000.00	0.00	2,854.17	15,000,000.00	15,000,000.00	0.00
TORONTO DOMINION BANK NY / TDSI													
456097	05/19/10	05/19/2010	05/19/2011	89112YDL4	15,000,000.00	0.3906	0.3906	15,000,000.00	0.00	2,115.91	15,000,000.00	15,000,000.00	0.00
<b>Subtotal for YANKEE CD FLOATER:</b>					<b>73,000,000.00</b>	<b>0.3480</b>	<b>0.3480</b>	<b>73,000,000.00</b>	<b>0.00</b>	<b>8,895.03</b>	<b>73,000,000.00</b>	<b>72,992,387.00</b>	<b>(7,613.00)</b>
<b>Subtotal for CERTIFICATES OF DEPOSIT:</b>					<b>128,000,000.00</b>	<b>0.4415</b>	<b>0.4399</b>	<b>128,000,498.78</b>	<b>(254.93)</b>	<b>89,306.13</b>	<b>128,000,243.85</b>	<b>127,992,407.00</b>	<b>(7,836.85)</b>
<b>COMMERCIAL PAPER HOLDINGS</b>													
<b>COMMERCIAL PAPER</b>													
BANK OF AMERICA CORP / BANK OF AMERICA													
464045	07/01/10	07/01/2010	08/02/2010	0660P1H20	25,000,000.00	0.0000	0.2200	24,995,111.11	0.00	4,736.11	24,999,847.22	24,999,500.00	(347.22)
DUPONT EI DE NEMOURS CO / GOLDMAN SACHS GROUP INC													
468424	07/27/10	07/27/2010	08/02/2010	2635J5H28	16,195,000.00	0.0000	0.1800	16,194,514.15	0.00	404.87	16,194,919.02	16,194,676.10	(242.92)
BANK OF AMERICA CORP / BANK OF AMERICA													
469282	07/29/10	07/29/2010	08/02/2010	0660P1H20	10,000,000.00	0.0000	0.1800	9,999,800.00	0.00	150.00	9,999,950.00	9,999,800.00	(150.00)
PROCTER & GAMBLE / BANK OF AMERICA													
466339	07/14/10	07/14/2010	08/03/2010	74271UH37	8,000,000.00	0.0000	0.1800	7,999,200.00	0.00	720.00	7,999,920.00	7,999,952.00	32.00
WAL-MART STORES INC / CRED SUIS SECURITIES													

# ORANGE COUNTY TREASURER-TAX COLLECTOR

## Investment Inventory with Market Value by Entity & Instrument

As of 31-Jul-2010

Page -1 of 1

Run Date: 02-Aug-2010 02:56 pm

Print Date: 02-Aug-2010

As at date: 02-Aug-2010

User: uphan

Deal No.	Deal Date	Settle Date	Maturity Date	CUSIP	Face Value	Coupon	Purchase Yield	Capital	Capital Accrual	Interest Accrual	Book Value	Market Value *	Unrealized Gain/(Loss)
<b>Issuer / Broker</b>													
<b>UNITED STATES DOLLAR</b>													
<b><u>Schools Money Market Fund</u></b>													
<b>COMMERCIAL PAPER HOLDINGS</b>													
<b>COMMERCIAL PAPER</b>													
468423	07/27/10	07/27/2010	08/04/2010	93114FH49	20,000,000.00	0.0000	0.1900	19,999,155.56	0.00	527.78	19,999,683.34	19,999,780.00	96.66
WAL-MART STORES INC / GOLDMAN SACHS GROUP INC													
467811	07/23/10	07/23/2010	08/05/2010	93114FH56	15,000,000.00	0.0000	0.1800	14,999,025.00	0.00	675.00	14,999,700.00	14,999,745.00	45.00
DUPONT EI DE NEMOURS CO / CRED SUIS SECURITIES													
468427	07/27/10	07/27/2010	08/05/2010	2635J5H51	25,000,000.00	0.0000	0.1800	24,998,875.00	0.00	625.00	24,999,500.00	24,999,475.00	(25.00)
CHEVRON FUNDING / CHEVRON													
469285	07/29/10	07/29/2010	08/05/2010	1667X1H58	10,000,000.00	0.0000	0.1800	9,999,650.00	0.00	150.00	9,999,800.00	9,999,930.00	130.00
NESTLE CAPITAL CORP / BANK OF AMERICA													
466860	07/16/10	07/16/2010	08/06/2010	64105HH62	22,000,000.00	0.0000	0.1600	21,997,946.67	0.00	1,564.44	21,999,511.11	21,999,516.00	4.89
IBM CORP / CITIGROUP GLOBAL MARKETS													
469583	07/30/10	07/30/2010	08/06/2010	45920GH66	42,000,000.00	0.0000	0.1800	41,998,530.00	0.00	420.00	41,998,950.00	41,998,824.00	(126.00)
WAL-MART STORES INC / CITIGROUP GLOBAL MARKETS													
469283	07/29/10	07/29/2010	08/09/2010	93114FH98	10,000,000.00	0.0000	0.1900	9,999,419.44	0.00	158.33	9,999,577.77	9,999,610.00	32.23
NETJETS INC. / GOLDMAN SACHS GROUP INC													
464412	07/02/10	07/02/2010	08/10/2010	6411M3HA3	25,000,000.00	0.0000	0.2000	24,994,583.33	0.00	4,166.67	24,998,750.00	24,998,900.00	150.00
JOHNSON & JOHNSON / JP MORGAN CHASE & CO													
469286	07/29/10	07/29/2010	08/10/2010	47816GHA0	26,400,000.00	0.0000	0.1600	26,398,592.00	0.00	352.00	26,398,944.00	26,398,838.40	(105.60)
NESTLE CAPITAL CORP / MORGAN STANLEY													
469573	07/30/10	07/30/2010	08/10/2010	64105HHA3	10,000,000.00	0.0000	0.1800	9,999,450.00	0.00	100.00	9,999,550.00	9,999,560.00	10.00
CHEVRON FUNDING / CHEVRON													
468426	07/27/10	07/27/2010	08/12/2010	1667X1HC3	25,000,000.00	0.0000	0.1800	24,998,000.00	0.00	625.00	24,998,625.00	24,999,100.00	475.00
JP MORGAN CHASE & CO / JP MORGAN CHASE & CO													
469284	07/29/10	07/29/2010	08/18/2010	4662J1HJ2	20,000,000.00	0.0000	0.2200	19,997,555.56	0.00	366.67	19,997,922.23	19,997,160.00	(762.23)
JP MORGAN CHASE & CO / JP MORGAN CHASE & CO													
469568	07/30/10	07/30/2010	08/18/2010	4662J1HJ2	10,000,000.00	0.0000	0.2400	9,998,733.33	0.00	133.33	9,998,866.66	9,998,580.00	(286.66)
DUPONT EI DE NEMOURS CO / CRED SUIS SECURITIES													

# ORANGE COUNTY TREASURER-TAX COLLECTOR

## Investment Inventory with Market Value by Entity & Instrument

As of 31-Jul-2010

Page -1 of 1

Run Date: 02-Aug-2010 02:56 pm

Print Date: 02-Aug-2010

As at date: 02-Aug-2010

User: uphan

Deal No.	Deal Date	Settle Date	Maturity Date	CUSIP	Face Value	Coupon	Purchase Yield	Capital	Capital Accrual	Interest Accrual	Book Value	Market Value *	Unrealized Gain/(Loss)
<b>Issuer / Broker</b>													
<b>UNITED STATES DOLLAR</b>													
<b><u>Schools Money Market Fund</u></b>													
<b>COMMERCIAL PAPER HOLDINGS</b>													
469574	07/30/10	07/30/2010	08/19/2010	2635J5HK8	10,000,000.00	0.0000	0.1800	9,999,000.00	0.00	100.00	9,999,100.00	9,998,490.00	(610.00)
TORONTO DOMINION / BANK OF AMERICA													
468747	07/27/10	07/27/2010	08/27/2010	89116FHT0	15,000,000.00	0.0000	0.2000	14,997,416.67	0.00	416.67	14,997,833.34	14,997,600.00	(233.34)
GENERAL ELECTRIC CO / BANK OF AMERICA													
464046	07/01/10	07/01/2010	08/30/2010	36960MHW6	25,000,000.00	0.0000	0.2100	24,991,250.00	0.00	4,520.83	24,995,770.83	24,996,100.00	329.17
PRIVATE EXPORT FUND CORP / JP MORGAN CHASE & CO													
469567	07/30/10	07/30/2010	09/08/2010	7426M5J88	10,000,000.00	0.0000	0.2000	9,997,777.78	0.00	111.11	9,997,888.89	9,995,990.00	(1,898.89)
<b>Subtotal for COMMERCIAL PAPER:</b>					<b>379,595,000.00</b>	<b>0.0000</b>	<b>0.1892</b>	<b>379,553,585.60</b>	<b>0.00</b>	<b>21,023.81</b>	<b>379,574,609.41</b>	<b>379,571,126.50</b>	<b>(3,482.91)</b>
<b>COMMERCIAL PAPER-ABCP</b>													
WAL-MART FUNDING CORP. / CRED SUIS SECURITIES													
466337	07/14/10	07/14/2010	08/10/2010	93114UHA2	20,000,000.00	0.0000	0.3200	19,995,200.00	0.00	3,200.00	19,998,400.00	19,998,260.00	(140.00)
<b>Subtotal for COMMERCIAL PAPER-ABCP:</b>					<b>20,000,000.00</b>	<b>0.0000</b>	<b>0.3200</b>	<b>19,995,200.00</b>	<b>0.00</b>	<b>3,200.00</b>	<b>19,998,400.00</b>	<b>19,998,260.00</b>	<b>(140.00)</b>
<b>Subtotal for COMMERCIAL PAPER HOLDINGS:</b>					<b>399,595,000.00</b>	<b>0.0000</b>	<b>0.1957</b>	<b>399,548,785.60</b>	<b>0.00</b>	<b>24,223.81</b>	<b>399,573,009.41</b>	<b>399,569,386.50</b>	<b>(3,622.91)</b>
<b>GOVERNMENT AGENCY</b>													
<b>DISCOUNT NOTES</b>													
FHLB DISC CORP / RBC													
466389	07/15/10	07/15/2010	08/11/2010	313385B54	25,000,000.00	0.0000	0.1800	24,996,625.00	0.00	2,125.00	24,998,750.00	24,998,950.00	200.00
<b>Subtotal for DISCOUNT NOTES:</b>					<b>25,000,000.00</b>	<b>0.0000</b>	<b>0.1800</b>	<b>24,996,625.00</b>	<b>0.00</b>	<b>2,125.00</b>	<b>24,998,750.00</b>	<b>24,998,950.00</b>	<b>200.00</b>
<b>GOVT AGENCY 1</b>													
FED HM LN BK BD / OPPENHEIMER & CO., INC													
404884	08/05/09	08/05/2009	08/13/2010	3133XRWLO	10,000,000.00	3.3750	0.6180	10,280,500.00	(271,353.26)	157,500.00	10,009,146.74	10,008,870.00	(276.74)
FREDDIE MAC / RBC													
405137	08/06/09	08/06/2009	09/03/2010	3128X8NQ1	10,000,000.00	1.4300	0.6083	10,087,900.00	(80,631.78)	58,788.89	10,007,268.22	10,010,410.00	3,141.78
FREDDIE MAC / OPPENHEIMER & CO., INC													
405668	08/10/09	08/10/2009	09/03/2010	3128X8NQ1	10,000,000.00	1.4300	0.6486	10,082,700.00	(75,790.34)	58,788.89	10,006,909.66	10,010,410.00	3,500.34
<b>Subtotal for GOVT AGENCY 1:</b>					<b>30,000,000.00</b>	<b>2.0783</b>	<b>0.6249</b>	<b>30,451,100.00</b>	<b>(427,775.38)</b>	<b>275,077.78</b>	<b>30,023,324.62</b>	<b>30,029,690.00</b>	<b>6,365.38</b>

# ORANGE COUNTY TREASURER-TAX COLLECTOR

## Investment Inventory with Market Value by Entity & Instrument

As of 31-Jul-2010

Page -1 of 1

Run Date: 02-Aug-2010 02:56 pm

Print Date: 02-Aug-2010

As at date: 02-Aug-2010

User: uphan

Deal No.	Deal Date	Settle Date	Maturity Date	CUSIP	Face Value	Coupon	Purchase Yield	Capital	Capital Accrual	Interest Accrual	Book Value	Market Value *	Unrealized Gain/(Loss)
<b>Issuer / Broker</b>													
<b>UNITED STATES DOLLAR</b>													
<b><u>Schools Money Market Fund</u></b>													
<b>GOVERNMENT AGENCY</b>													
<b>GOVT AGENCY-FIX-30/360</b>													
FREDDIE MAC / RBC													
459248	06/07/10	06/07/2010	02/15/2011	3134A0VF6	4,650,000.00	6.1350	0.5007	4,829,908.50	(39,173.63)	42,791.63	4,790,734.87	4,795,851.90	5,117.03
<b>Subtotal for GOVT AGENCY-FIX-30/360:</b>					<b>4,650,000.00</b>	<b>6.1350</b>	<b>0.5007</b>	<b>4,829,908.50</b>	<b>(39,173.63)</b>	<b>42,791.63</b>	<b>4,790,734.87</b>	<b>4,795,851.90</b>	<b>5,117.03</b>
<b>GOVT AGENCY-FLOAT-30/360</b>													
FED FARM CR BK / DEUTSCHE													
440009	02/16/10	02/16/2010	11/16/2010	31331JEH2	25,000,000.00	0.2000	0.2000	25,000,000.00	0.00	10,416.67	25,000,000.00	25,000,000.00	0.00
<b>Subtotal for GOVT AGENCY-FLOAT-30/360:</b>					<b>25,000,000.00</b>	<b>0.2000</b>	<b>0.2000</b>	<b>25,000,000.00</b>	<b>0.00</b>	<b>10,416.67</b>	<b>25,000,000.00</b>	<b>25,000,000.00</b>	<b>0.00</b>
<b>GOVT AGENCY-FLOAT-ACT/360</b>													
FREDDIE MAC / GOLDMAN SACHS GROUP INC													
433671	01/19/10	01/19/2010	09/24/2010	3128X8TD4	12,500,000.00	0.5083	0.4463	12,505,250.00	(4,106.85)	6,706.07	12,501,143.15	12,506,500.00	5,356.85
FREDDIE MAC / GOLDMAN SACHS GROUP INC													
433672	01/19/10	01/19/2010	09/24/2010	3128X8TD4	50,000,000.00	0.5083	0.4463	50,021,000.00	(16,427.42)	26,824.31	50,004,572.58	50,026,000.00	21,427.42
FREDDIE MAC / GOLDMAN SACHS GROUP INC													
433673	01/19/10	01/19/2010	09/24/2010	3128X8TD4	50,000,000.00	0.5083	0.4463	50,021,000.00	(16,427.42)	26,824.31	50,004,572.58	50,026,000.00	21,427.42
FED HM LN BK BD / DEUTSCHE													
451421	04/27/10	04/27/2010	10/27/2010	3133XY3W3	20,000,000.00	0.4330	0.4330	20,000,000.00	0.00	1,202.78	20,000,000.00	20,000,000.00	0.00
FED HM LN BK BD / CRED SUIS SECURITIES													
423229	11/18/09	11/18/2009	11/18/2010	3133XVSA0	50,000,000.00	0.2510	0.2510	50,000,000.00	0.00	4,880.55	50,000,000.00	50,000,000.00	0.00
FED HM LN BK BD / CRED SUIS SECURITIES													
423230	11/18/09	11/18/2009	11/18/2010	3133XVSA0	15,000,000.00	0.2510	0.2510	15,000,000.00	0.00	1,464.17	15,000,000.00	15,000,000.00	0.00
FED HM LN BK BD / CRED SUIS SECURITIES													
424919	11/30/09	11/30/2009	11/26/2010	3133XVUT6	35,000,000.00	0.2590	0.2590	35,000,000.00	0.00	1,510.83	35,000,000.00	35,000,000.00	0.00
FREDDIE MAC / CASTLE OAK SECURITIES													
469608	07/28/10	07/28/2010	02/01/2011	3128X8D41	4,000,000.00	0.2044	0.2044	4,000,000.00	0.00	0.00	4,000,000.00	3,997,744.00	(2,256.00)
FED FARM CR BK / DEUTSCHE													
439256	02/17/10	02/17/2010	03/01/2011	31331JEQ2	47,000,000.00	0.2400	0.2400	47,000,000.00	0.00	19,113.34	47,000,000.00	47,000,000.00	0.00

# ORANGE COUNTY TREASURER-TAX COLLECTOR

## Investment Inventory with Market Value by Entity & Instrument

As of 31-Jul-2010

Page -1 of 1

Run Date: 02-Aug-2010 02:56 pm

Print Date: 02-Aug-2010

As at date: 02-Aug-2010

User: uphan

Deal No.	Deal Date	Settle Date	Maturity Date	CUSIP	Face Value	Coupon	Purchase Yield	Capital	Capital Accrual	Interest Accrual	Book Value	Market Value *	Unrealized Gain/(Loss)
<b>Issuer / Broker</b>													
<b>UNITED STATES DOLLAR</b>													
<b><u>Schools Money Market Fund</u></b>													
<b>GOVERNMENT AGENCY</b>													
<b>GOVT AGENCY-FLOAT-ACT/360</b>													
FANNIE MAE / JP MORGAN CHASE & CO													
468027	07/23/10	07/23/2010	05/13/2011	31398AXH0	15,000,000.00	0.3028	0.2451	15,007,005.00	(214.44)	1,135.54	15,006,790.56	15,007,050.00	259.44
FED FARM CR BK / JEFFERIES & COMPANY													
468829	07/28/10	07/28/2010	07/28/2011	31331JWP4	15,000,000.00	0.3100	0.3303	14,996,956.50	33.35	516.67	14,996,989.85	15,000,000.00	3,010.15
<b>Subtotal for GOVT AGENCY-FLOAT-ACT/360:</b>					<b>313,500,000.00</b>	<b>0.3589</b>	<b>0.3349</b>	<b>313,551,211.50</b>	<b>(37,142.78)</b>	<b>90,178.57</b>	<b>313,514,068.72</b>	<b>313,563,294.00</b>	<b>49,225.28</b>
<b>GOVT AGENCY-FLOAT-ACT/ACT</b>													
FED HM LN BK BD / CASTLE OAK SECURITIES													
469593	07/30/10	07/30/2010	07/29/2011	313370HM3	20,000,000.00	0.2900	0.2900	20,000,000.00	0.00	311.82	20,000,000.00	20,000,000.00	0.00
<b>Subtotal for GOVT AGENCY-FLOAT-ACT/ACT:</b>					<b>20,000,000.00</b>	<b>0.2900</b>	<b>0.2900</b>	<b>20,000,000.00</b>	<b>0.00</b>	<b>311.82</b>	<b>20,000,000.00</b>	<b>20,000,000.00</b>	<b>0.00</b>
<b>GOV'T AGY - CALLABLE</b>													
FED HM LN BK BD / OPPENHEIMER & CO., INC													
468750	07/27/10	07/27/2010	08/02/2010	3133XWQG7	10,000,000.00	1.5000	1.4914	10,001,690.00	(1,352.00)	1,666.66	10,000,338.00	10,001,700.00	1,362.00
FED HM LN BK BD / JP MORGAN CHASE & CO													
440544	02/26/10	02/26/2010	03/14/2011	3133XX4G9	5,000,000.00	0.5000	0.5000	5,000,000.00	0.00	10,763.89	5,000,000.00	5,001,025.00	1,025.00
FED HM LN BK BD / JEFFERIES & COMPANY													
443546	03/16/10	03/16/2010	03/14/2011	3133XX4G9	5,000,000.00	0.5000	0.5000	5,000,000.00	0.00	9,375.00	5,000,000.00	5,001,025.00	1,025.00
FED HM LN BK BD / GOLDMAN SACHS GROUP INC													
453981	05/10/10	05/10/2010	05/10/2011	3133XYBS3	10,000,000.00	0.6000	0.6402	9,996,000.00	3,600.00	13,500.00	9,999,600.00	10,000,820.00	1,220.00
FED HM LN BK BD / JP MORGAN CHASE & CO													
454005	05/10/10	05/10/2010	05/10/2011	3133XYBS3	11,250,000.00	0.6000	0.6301	11,246,625.00	3,037.50	15,187.50	11,249,662.50	11,250,922.50	1,260.00
FED HM LN BK BD / BARCLAY CAPITAL													
453967	05/10/10	05/10/2010	05/27/2011	3133XYCW3	10,000,000.00	0.6250	0.6538	9,997,000.00	1,350.00	14,062.50	9,998,350.00	10,000,870.00	2,520.00
FED HM LN BK BD / DEUTSCHE													
458478	06/02/10	06/02/2010	06/02/2011	3133XYHY4	10,000,000.00	0.7500	0.7500	10,000,000.00	0.00	12,291.67	10,000,000.00	9,999,500.00	(500.00)
FED HM LN BK BD / JP MORGAN CHASE & CO													
456099	05/19/10	05/19/2010	06/03/2011	3133XYFL4	15,000,000.00	0.7000	0.7000	15,000,000.00	0.00	21,000.00	15,000,000.00	15,003,480.00	3,480.00

# ORANGE COUNTY TREASURER-TAX COLLECTOR

## Investment Inventory with Market Value by Entity & Instrument

As of 31-Jul-2010

Page -1 of 1

Run Date: 02-Aug-2010 02:56 pm

Print Date: 02-Aug-2010

As at date: 02-Aug-2010

User: uphan

Deal No.	Deal Date	Settle Date	Maturity Date	CUSIP	Face Value	Coupon	Purchase Yield	Capital	Capital Accrual	Interest Accrual	Book Value	Market Value *	Unrealized Gain/(Loss)
<b>Issuer / Broker</b>													
<b>UNITED STATES DOLLAR</b>													
<b><u>Schools Money Market Fund</u></b>													
<b>GOVERNMENT AGENCY</b>													
<b>GOV'T AGY - CALLABLE</b>													
FED HM LN BK BD / JP MORGAN CHASE & CO													
457154	05/25/10	05/25/2010	06/07/2011	3133XYHQ1	7,290,000.00	0.7500	0.7601	7,289,271.00	534.60	10,023.75	7,289,805.60	7,292,544.21	2,738.61
FED HM LN BK BD / JP MORGAN CHASE & CO													
457156	05/25/10	05/25/2010	06/07/2011	3133XYHQ1	15,000,000.00	0.7500	0.7503	15,000,000.00	0.00	20,625.00	15,000,000.00	15,005,235.00	5,235.00
FED FARM CR BK / UBS FINANCIAL SERVICES													
465102	07/08/10	07/08/2010	07/08/2011	31331JUY7	10,000,000.00	0.4700	0.4951	9,997,500.00	638.89	3,002.78	9,998,138.89	9,996,500.00	(1,638.89)
FED HM LN BK BD / JP MORGAN CHASE & CO													
466392	07/15/10	07/15/2010	07/15/2011	3133705L8	10,000,000.00	0.5000	0.5000	10,000,000.00	0.00	2,222.22	10,000,000.00	10,001,440.00	1,440.00
<b>Subtotal for GOV'T AGY - CALLABLE:</b>					<b>118,540,000.00</b>	<b>0.7037</b>	<b>0.7145</b>	<b>118,528,086.00</b>	<b>7,808.99</b>	<b>133,720.97</b>	<b>118,535,894.99</b>	<b>118,555,061.71</b>	<b>19,166.72</b>
<b>Subtotal for GOVERNMENT AGENCY:</b>					<b>536,690,000.00</b>	<b>0.5545</b>	<b>0.4212</b>	<b>537,356,931.00</b>	<b>(496,282.80)</b>	<b>554,622.44</b>	<b>536,862,773.20</b>	<b>536,942,847.61</b>	<b>80,074.41</b>
<b>MEDIUM TERM NOTES</b>													
<b>MEDIUM TERM NOTE</b>													
WELLS FARGO BANK / WELLS FARGO BANK													
414734	09/30/09	09/30/2009	08/09/2010	949746MZ1	5,475,000.00	4.6250	0.8895	5,649,433.50	(169,917.42)	120,982.30	5,479,516.08	5,500,239.75	20,723.67
GENERAL ELEC CAP CORP / WELLS FARGO BANK													
467163	07/20/10	07/20/2010	12/01/2010	36962G2S2	12,769,000.00	5.0000	0.5317	12,975,474.73	(17,337.57)	19,508.19	12,958,137.16	12,975,474.73	17,337.57
WELLS FARGO BANK / WELLS FARGO BANK													
431886	01/08/10	01/08/2010	02/01/2011	949748AF4	6,300,000.00	6.4500	1.0229	6,660,801.00	(191,233.95)	0.00	6,469,567.05	6,481,188.00	11,620.95
GENERAL ELEC CAP CORP / RBC													
454248	05/11/10	05/11/2010	02/22/2011	36962GWB6	5,862,000.00	6.1250	0.8580	6,101,585.80	(68,209.48)	79,788.33	6,033,376.32	6,049,584.00	16,207.68
<b>Subtotal for MEDIUM TERM NOTE:</b>					<b>30,406,000.00</b>	<b>5.4498</b>	<b>0.7608</b>	<b>31,387,295.03</b>	<b>(446,698.42)</b>	<b>220,278.82</b>	<b>30,940,596.61</b>	<b>31,006,486.48</b>	<b>65,889.87</b>
<b>MEDIUM TERM NOTE FLOATER</b>													
BANK OF AMERICA CORP / CRED SUIS SECURITIES													
457685	05/27/10	05/27/2010	08/13/2010	060505DG6	15,000,000.00	0.5928	0.5927	15,000,000.00	0.00	16,302.27	15,000,000.00	15,002,850.00	2,850.00
GENERAL ELEC CAP CORP / BARCLAY CAPITAL													
438430	02/16/10	02/16/2010	10/06/2010	36962GY24	7,400,000.00	0.5936	0.5288	7,403,048.80	(2,181.47)	3,172.62	7,400,867.33	7,401,850.00	982.67

# ORANGE COUNTY TREASURER-TAX COLLECTOR

## Investment Inventory with Market Value by Entity & Instrument

As of 31-Jul-2010

Page -1 of 1

Run Date: 02-Aug-2010 02:56 pm

Print Date: 02-Aug-2010

As at date: 02-Aug-2010

User: uphan

Deal No.	Deal Date	Settle Date	Maturity Date	CUSIP	Face Value	Coupon	Purchase Yield	Capital	Capital Accrual	Interest Accrual	Book Value	Market Value *	Unrealized Gain/(Loss)
<b>Issuer / Broker</b>													
<b>UNITED STATES DOLLAR</b>													
<b><u>Schools Money Market Fund</u></b>													
<b>MEDIUM TERM NOTES</b>													
<b>MEDIUM TERM NOTE FLOATER</b>													
TOYOTA MOTOR CREDIT / TOYOTA FINANCIAL SERVICES													
428931	12/21/09	12/21/2009	12/22/2010	89233P3U8	20,000,000.00	0.3325	0.3325	20,000,000.00	0.00	1,847.22	20,000,000.00	20,000,000.00	0.00
WELLS FARGO BANK / RBC													
432146	01/11/10	01/11/2010	01/12/2011	949746NC1	12,261,000.00	0.6275	0.6272	12,261,036.78	(20.30)	4,274.32	12,261,016.48	12,267,007.89	5,991.41
WELLS FARGO BANK / RBC													
440616	03/01/10	03/01/2010	01/12/2011	949746NC1	10,865,000.00	0.6275	0.5745	10,869,987.04	(2,406.99)	3,787.66	10,867,580.05	10,870,323.85	2,743.80
JP MORGAN CHASE & CO / JP MORGAN CHASE & CO													
436229	02/02/10	02/02/2010	01/18/2011	46625HDC1	5,000,000.00	0.6947	0.5213	5,008,285.00	(4,260.86)	1,447.27	5,004,024.14	5,004,150.00	125.86
JP MORGAN CHASE & CO / JP MORGAN CHASE & CO													
440543	02/26/10	02/26/2010	01/18/2011	46625HDC1	25,000,000.00	0.6947	0.5508	25,031,950.00	(15,288.96)	7,236.35	25,016,661.04	25,020,750.00	4,088.96
BERKSHIRE HATHAWAY INC / JP MORGAN CHASE & CO													
438128	02/11/10	02/11/2010	02/10/2011	084670AW8	30,000,000.00	0.3536	0.3536	30,000,000.00	0.00	24,456.64	30,000,000.00	30,000,000.00	0.00
TOYOTA MOTOR CREDIT / TOYOTA MOTOR CREDIT													
438985	02/19/10	02/19/2010	02/22/2011	89233P4A1	15,000,000.00	0.4325	0.4325	15,000,000.00	0.00	1,802.08	15,000,000.00	15,000,000.00	0.00
BANK OF AMERICA CORP / JEFFERIES & COMPANY													
467343	07/19/10	07/19/2010	07/25/2011	59018YXY2	15,000,000.00	0.6978	1.2359	14,918,445.00	2,857.72	1,744.53	14,921,302.72	14,953,650.00	32,347.28
<b>Subtotal for MEDIUM TERM NOTE FLOATER:</b>					<b>155,526,000.00</b>	<b>0.5327</b>	<b>0.5491</b>	<b>155,492,752.62</b>	<b>(21,300.86)</b>	<b>66,070.96</b>	<b>155,471,451.76</b>	<b>155,520,581.74</b>	<b>49,129.98</b>
<b>Subtotal for MEDIUM TERM NOTES:</b>					<b>185,932,000.00</b>	<b>1.3368</b>	<b>0.5837</b>	<b>186,880,047.65</b>	<b>(467,999.28)</b>	<b>286,349.78</b>	<b>186,412,048.37</b>	<b>186,527,068.22</b>	<b>115,019.85</b>
<b>MONEY MARKET MUTUAL FUNDS</b>													
<b>WELLS FARGO REPOS</b>													
WELLS FARGO REPO /													
469634	07/30/10	07/30/2010	08/02/2010	REPOSWEEP	916,067.72	0.1500	0.1500	916,067.72	0.00	7.63	916,067.72	916,067.72	0.00
<b>Subtotal for WELLS FARGO REPOS:</b>					<b>916,067.72</b>	<b>0.1500</b>	<b>0.1500</b>	<b>916,067.72</b>	<b>0.00</b>	<b>7.63</b>	<b>916,067.72</b>	<b>916,067.72</b>	<b>0.00</b>
<b>Subtotal for MONEY MARKET MUTUAL FUNDS:</b>					<b>916,067.72</b>	<b>0.1500</b>	<b>0.1500</b>	<b>916,067.72</b>	<b>0.00</b>	<b>7.63</b>	<b>916,067.72</b>	<b>916,067.72</b>	<b>0.00</b>



# ORANGE COUNTY TREASURER-TAX COLLECTOR

## Investment Inventory with Market Value by Entity & Instrument

As of 31-Jul-2010

Page -1 of 1

Run Date: 02-Aug-2010 02:56 pm

Print Date: 02-Aug-2010

As at date: 02-Aug-2010

User: uphan

Deal No.	Deal Date	Settle Date	Maturity Date	CUSIP	Face Value	Coupon	Purchase Yield	Capital	Capital Accrual	Interest Accrual	Book Value	Market Value *	Unrealized Gain/(Loss)
<b>Issuer / Broker</b>													
<b>UNITED STATES DOLLAR</b>													
<b><u>Schools Money Market Fund</u></b>													
<b>MUNICIPAL DEBT</b>													
<b>MUNI BOND VAR-OCBE</b>													
OC BOARD OF EDUCATION /													
425047	12/01/08	12/01/2009	12/01/2010	684216AA2	18,265,000.00	3.5000	3.5000	18,265,000.00	0.00	106,837.74	18,265,000.00	18,432,672.70	167,672.70
<b>Subtotal for MUNI BOND VAR-OCBE:</b>					<b>18,265,000.00</b>	<b>3.5000</b>	<b>3.5000</b>	<b>18,265,000.00</b>	<b>0.00</b>	<b>106,837.74</b>	<b>18,265,000.00</b>	<b>18,432,672.70</b>	<b>167,672.70</b>
<b>MUNI BOND VAR-SF BAY TOLL</b>													
BAY AREA TOLL AUTHORITY / STONE & YOUNGBERG													
428240	12/16/09	07/29/2010	08/05/2010	072024KE1	6,840,000.00	0.2000	0.2000	6,840,000.00	0.00	1,070.03	6,840,000.00	6,840,000.00	0.00
BAY AREA TOLL AUTHORITY / JP MORGAN CHASE & CO													
433941	01/20/10	07/29/2010	08/05/2010	072024NA6	10,200,000.00	0.2100	0.2100	10,200,000.00	0.00	1,701.86	10,200,000.00	10,200,000.00	0.00
BAY AREA TOLL AUTHORITY / STONE & YOUNGBERG													
435296	01/28/10	07/29/2010	08/05/2010	072024JA1	9,050,000.00	0.2000	0.2000	9,050,000.00	0.00	1,415.77	9,050,000.00	9,050,000.00	0.00
BAY AREA TOLL AUTHORITY / JP MORGAN CHASE & CO													
438987	02/19/10	07/29/2010	08/05/2010	072024NA6	4,000,000.00	0.2100	0.2100	4,000,000.00	0.00	667.39	4,000,000.00	4,000,000.00	0.00
<b>Subtotal for MUNI BOND VAR-SF BAY TOLL:</b>					<b>30,090,000.00</b>	<b>0.2047</b>	<b>0.2047</b>	<b>30,090,000.00</b>	<b>0.00</b>	<b>4,855.05</b>	<b>30,090,000.00</b>	<b>30,090,000.00</b>	<b>0.00</b>
<b>MUNI BOND VAR-TRIBOROUGH</b>													
TRIBOROUGH BRDG & TUNL AUTH / JP MORGAN CHASE & CO													
438480	02/17/10	07/28/2010	08/04/2010	89602NJY1	10,000,000.00	0.2600	0.2600	10,000,000.00	0.00	2,101.37	10,000,000.00	10,000,000.00	0.00
TRIBOROUGH BRDG & TUNL AUTH / JP MORGAN CHASE & CO													
443551	03/16/10	07/28/2010	08/04/2010	89602NJY1	11,430,000.00	0.2600	0.2600	11,430,000.00	0.00	2,401.85	11,430,000.00	11,430,000.00	0.00
<b>Subtotal for MUNI BOND VAR-TRIBOROUGH:</b>					<b>21,430,000.00</b>	<b>0.2600</b>	<b>0.2600</b>	<b>21,430,000.00</b>	<b>0.00</b>	<b>4,503.22</b>	<b>21,430,000.00</b>	<b>21,430,000.00</b>	<b>0.00</b>
<b>Subtotal for MUNICIPAL DEBT:</b>					<b>69,785,000.00</b>	<b>1.0842</b>	<b>1.0842</b>	<b>69,785,000.00</b>	<b>0.00</b>	<b>116,196.01</b>	<b>69,785,000.00</b>	<b>69,952,672.70</b>	<b>167,672.70</b>
<b>Total Schools Money Market Fund :</b>					<b>1,391,499,230.51</b>	<b>0.4876</b>	<b>0.4032</b>	<b>1,393,068,493.54</b>	<b>(964,537.01)</b>	<b>1,070,705.80</b>	<b>1,392,130,305.34</b>	<b>1,392,481,612.54</b>	<b>351,307.20</b>
<b>Net Asset Value (NAV):</b>												<b>1.000252</b>	
<b>Total Investments:</b>					<b>5,790,623,435.64</b>	<b>1.0255</b>	<b>0.8577</b>	<b>5,804,427,249.84</b>	<b>(8,406,061.86)</b>	<b>14,172,383.05</b>	<b>5,796,171,174.72</b>	<b>5,801,247,092.49</b>	<b>5,075,917.77</b>

**Report Parameters**

\* Market values provided by Bloomberg

Deals [Settlement Date] <= 31-Jul-2010

Deals [Entity Name] include list Extended Fund, Money Market Fund, OC Extended Fund B, Schools Money Market Fund

Bank Accounts [Account Name] include list GOLDMAN SACHS 692, GOLDMAN SACHS 694, MORGAN STANLEY GOV...

# ORANGE COUNTY TREASURER-TAX COLLECTOR

## Investment Inventory with Market Value by Entity & Instrument

As of **31-Jul-2010**

Deal No.	Deal Date	Settle Date	Maturity Date	CUSIP	Face Value	Coupon	Purchase Yield	Capital	Capital Accrual	Interest Accrual	Book Value	Market Value *	Unrealized Gain/(Loss)
<b>Issuer / Broker</b>													
<b>UNITED STATES DOLLAR</b>													
<b><u>112-County Infrastructure</u></b>													
<b>FUNDS</b>													
AIM - 112 COUNTY INFRASTRUCTURE													
			08/01/2010		5,046,115.13	0.0000	0.0783	5,046,115.13	0.00	0.00	5,046,115.13	5,046,115.13	0.00
<b>Subtotal for FUNDS:</b>					<b>5,046,115.13</b>	<b>0.0000</b>	<b>0.0783</b>	<b>5,046,115.13</b>	<b>0.00</b>	<b>0.00</b>	<b>5,046,115.13</b>	<b>5,046,115.13</b>	<b>0.00</b>
<b>Total 112-County Infrastructure :</b>					<b>5,046,115.13</b>	<b>0.0000</b>	<b>0.0783</b>	<b>5,046,115.13</b>	<b>0.00</b>	<b>0.00</b>	<b>5,046,115.13</b>	<b>5,046,115.13</b>	<b>0.00</b>
<b>Net Asset Value (NAV):</b>												<b>1.000000</b>	
<b><u>15B-Housing 99A &amp; 99B</u></b>													
<b>GOVERNMENT AGENCY</b>													
<b>MBS PASSTHROUGH</b>													
GINNIE MAE /													
383458	03/25/09	07/20/2010	09/20/2029	36210RYF1	128,028.98	6.2500	6.2500	128,028.98	0.00	244.50	128,028.98	128,028.98	0.00
<b>Subtotal for MBS PASSTHROUGH:</b>					<b>128,028.98</b>	<b>6.2500</b>	<b>6.2500</b>	<b>128,028.98</b>	<b>0.00</b>	<b>244.50</b>	<b>128,028.98</b>	<b>128,028.98</b>	<b>0.00</b>
<b>Subtotal for GOVERNMENT AGENCY:</b>					<b>128,028.98</b>	<b>6.2500</b>	<b>6.2500</b>	<b>128,028.98</b>	<b>0.00</b>	<b>244.50</b>	<b>128,028.98</b>	<b>128,028.98</b>	<b>0.00</b>
<b>Total 15B-Housing 99A &amp; 99B :</b>					<b>128,028.98</b>	<b>6.2500</b>	<b>6.2500</b>	<b>128,028.98</b>	<b>0.00</b>	<b>244.50</b>	<b>128,028.98</b>	<b>128,028.98</b>	<b>0.00</b>
<b>Net Asset Value (NAV):</b>												<b>1.000000</b>	
<b><u>283-John Wayne Airport</u></b>													
<b>FUNDS</b>													
GOLDMAN SACHS 283													
			08/01/2010		207,220.48	0.0000	0.1000	207,220.48	0.00	0.00	207,220.48	207,220.48	0.00
TEMPFUND283													
			08/01/2010		656,504.62	0.0000	0.2300	656,504.62	0.00	0.00	656,504.62	656,504.62	0.00
<b>Subtotal for FUNDS:</b>					<b>863,725.10</b>	<b>0.0000</b>	<b>0.1988</b>	<b>863,725.10</b>	<b>0.00</b>	<b>0.00</b>	<b>863,725.10</b>	<b>863,725.10</b>	<b>0.00</b>
<b>CERTIFICATES OF DEPOSIT</b>													
<b>YANKEE CD FLOATER</b>													
TORONTO DOMINION BANK NY / JP MORGAN CHASE & CO													
450637	04/21/10	04/21/2010	11/05/2010	8911A34M1	2,000,000.00	0.3475	0.3577	1,999,890.40	56.46	501.95	1,999,946.86	2,000,000.00	53.14
ROYAL BANK OF CANADA / RBC													

# ORANGE COUNTY TREASURER-TAX COLLECTOR

## Investment Inventory with Market Value by Entity & Instrument

As of **31-Jul-2010**

Deal No.	Deal Date	Settle Date	Maturity Date	CUSIP	Face Value	Coupon	Purchase Yield	Capital	Capital Accrual	Interest Accrual	Book Value	Market Value *	Unrealized Gain/(Loss)
<b>Issuer / Broker</b>													
<b>UNITED STATES DOLLAR</b>													
<b>283-John Wayne Airport</b>													
<b>CERTIFICATES OF DEPOSIT</b>													
<b>YANKEE CD FLOATER</b>													
433665	01/19/10	01/19/2010	01/19/2011	78009JYV1	2,000,000.00	0.3406	0.3406	2,000,000.00	0.00	246.01	2,000,000.00	1,999,338.00	(662.00)
<b>Subtotal for YANKEE CD FLOATER:</b>					<b>4,000,000.00</b>	<b>0.3441</b>	<b>0.3491</b>	<b>3,999,890.40</b>	<b>56.46</b>	<b>747.96</b>	<b>3,999,946.86</b>	<b>3,999,338.00</b>	<b>(608.86)</b>
<b>Subtotal for CERTIFICATES OF DEPOSIT:</b>					<b>4,000,000.00</b>	<b>0.3441</b>	<b>0.3491</b>	<b>3,999,890.40</b>	<b>56.46</b>	<b>747.96</b>	<b>3,999,946.86</b>	<b>3,999,338.00</b>	<b>(608.86)</b>
<b>COMMERCIAL PAPER HOLDINGS</b>													
<b>COMMERCIAL PAPER</b>													
COCA-COLA CO / BANK OF AMERICA													
459244	06/07/10	06/07/2010	08/02/2010	19121BH28	1,000,000.00	0.0000	0.2600	999,595.56	0.00	397.22	999,992.78	999,980.00	(12.78)
JOHNSON & JOHNSON / DEUTSCHE													
461668	06/21/10	06/21/2010	08/05/2010	47816GH51	800,000.00	0.0000	0.1700	799,830.00	0.00	154.89	799,984.89	799,986.40	1.51
COCA-COLA CO / GOLDMAN SACHS GROUP INC													
459046	06/04/10	06/04/2010	08/09/2010	19121BH93	1,000,000.00	0.0000	0.2600	999,523.33	0.00	418.89	999,942.22	999,948.00	5.78
IBM CORP / BARCLAYS CAPITAL													
469582	07/30/10	07/30/2010	08/12/2010	45920GHC3	1,100,000.00	0.0000	0.1800	1,099,928.50	0.00	11.00	1,099,939.50	1,099,910.90	(28.60)
JP MORGAN CHASE & CO / JP MORGAN CHASE & CO													
468811	07/28/10	07/28/2010	08/18/2010	4662J1HJ2	1,000,000.00	0.0000	0.2300	999,865.83	0.00	25.56	999,891.39	999,858.00	(33.39)
L'OREAL USA INC / JP MORGAN CHASE & CO													
469281	07/29/10	07/29/2010	08/19/2010	50211UHK2	385,000.00	0.0000	0.2000	384,955.08	0.00	6.42	384,961.50	384,959.96	(1.54)
NESTLE CAPITAL CORP / CRED SUIS SECURITIES													
461667	06/21/10	06/21/2010	08/20/2010	64105HHL9	2,000,000.00	0.0000	0.2300	1,999,233.33	0.00	523.89	1,999,757.22	1,999,780.00	22.78
PRIVATE EXPORT FUND CORP / WELLS FARGO BANK													
458813	06/04/10	06/04/2010	08/30/2010	7426M5HW7	1,000,000.00	0.0000	0.2900	999,299.17	0.00	467.22	999,766.39	999,720.00	(46.39)
JOHNSON & JOHNSON / DEUTSCHE													
468073	07/26/10	07/26/2010	09/01/2010	47816GJ18	1,400,000.00	0.0000	0.1700	1,399,755.39	0.00	39.67	1,399,795.06	1,399,731.20	(63.86)
RABOBANK USA FINANCIAL CORP / BARCLAYS CAPITAL													
466923	07/19/10	07/19/2010	01/19/2011	74977LNK9	1,000,000.00	0.0000	0.5400	997,240.00	0.00	195.00	997,435.00	997,828.00	393.00
<b>Subtotal for COMMERCIAL PAPER:</b>					<b>10,685,000.00</b>	<b>0.0000</b>	<b>0.2517</b>	<b>10,679,226.19</b>	<b>0.00</b>	<b>2,239.76</b>	<b>10,681,465.95</b>	<b>10,681,702.46</b>	<b>236.51</b>
<b>COMMERCIAL PAPER-ABCP</b>													
WAL-MART FUNDING CORP. / CRED SUIS SECURITIES													

# ORANGE COUNTY TREASURER-TAX COLLECTOR

## Investment Inventory with Market Value by Entity & Instrument

As of **31-Jul-2010**

Deal No.	Deal Date	Settle Date	Maturity Date	CUSIP	Face Value	Coupon	Purchase Yield	Capital	Capital Accrual	Interest Accrual	Book Value	Market Value *	Unrealized Gain/(Loss)
<b>Issuer / Broker</b>													
<b>UNITED STATES DOLLAR</b>													
<b>283-John Wayne Airport</b>													
<b>COMMERCIAL PAPER HOLDINGS</b>													
<b>COMMERCIAL PAPER-ABCP</b>													
465566	07/09/10	07/09/2010	08/10/2010	93114UHA2	2,000,000.00	0.0000	0.3200	1,999,431.11	0.00	408.89	1,999,840.00	1,999,826.00	(14.00)
<b>Subtotal for COMMERCIAL PAPER-ABCP:</b>					<b>2,000,000.00</b>	<b>0.0000</b>	<b>0.3200</b>	<b>1,999,431.11</b>	<b>0.00</b>	<b>408.89</b>	<b>1,999,840.00</b>	<b>1,999,826.00</b>	<b>(14.00)</b>
<b>Subtotal for COMMERCIAL PAPER HOLDINGS:</b>					<b>12,685,000.00</b>	<b>0.0000</b>	<b>0.2624</b>	<b>12,678,657.30</b>	<b>0.00</b>	<b>2,648.65</b>	<b>12,681,305.95</b>	<b>12,681,528.46</b>	<b>222.51</b>
<b>GOVERNMENT AGENCY</b>													
<b>DISCOUNT NOTES</b>													
FREDDIE DISCOUNT / BARCLAYS CAPITAL													
466861	07/16/10	07/16/2010	08/03/2010	313397A50	2,000,000.00	0.0000	0.1750	1,999,825.00	0.00	155.56	1,999,980.56	1,999,990.00	9.44
FHLB DISC CORP / RBC													
464856	07/07/10	07/07/2010	08/04/2010	313385A63	2,000,000.00	0.0000	0.1750	1,999,727.78	0.00	243.05	1,999,970.83	1,999,982.00	11.17
FREDDIE DISCOUNT / DEUTSCHE													
469279	07/29/10	07/29/2010	08/23/2010	313397C90	1,600,000.00	0.0000	0.1600	1,599,822.22	0.00	21.33	1,599,843.55	1,599,844.80	1.25
FHLB DISC CORP / GOLDMAN SACHS GROUP INC													
468815	07/28/10	07/28/2010	08/25/2010	313385D37	1,000,000.00	0.0000	0.1770	999,862.33	0.00	19.67	999,882.00	999,893.00	11.00
FHLB DISC CORP / RBS GREENWICH CAPITAL													
469581	07/30/10	07/30/2010	08/27/2010	313385D52	1,000,000.00	0.0000	0.1700	999,867.78	0.00	9.44	999,877.22	999,884.00	6.78
<b>Subtotal for DISCOUNT NOTES:</b>					<b>7,600,000.00</b>	<b>0.0000</b>	<b>0.1714</b>	<b>7,599,105.11</b>	<b>0.00</b>	<b>449.05</b>	<b>7,599,554.16</b>	<b>7,599,593.80</b>	<b>39.64</b>
<b>GOVT AGENCY-FIX-30/360</b>													
FREDDIE MAC / RAYMOND JAMES & ASSOC, IN													
435253	01/27/10	01/27/2010	08/12/2010	3128X6Y59	500,000.00	3.0500	0.2530	507,565.00	(7,138.26)	7,159.03	500,426.74	500,358.50	(68.24)
FANNIE MAE / GOLDMAN SACHS GROUP INC													
462423	06/23/10	06/23/2010	08/12/2010	31398ASU7	1,500,000.00	3.2500	0.1514	1,506,315.00	(4,897.35)	5,145.84	1,501,417.65	1,501,150.50	(267.15)
FED HM LN BK BD / WELLS FARGO BANK													
468749	07/27/10	07/27/2010	09/10/2010	3133XGLE2	2,300,000.00	5.1250	0.1806	2,313,547.00	(1,260.19)	1,309.72	2,312,286.81	2,328,336.00	16,049.19
FREDDIE MAC / RAYMOND JAMES & ASSOC, IN													
440528	02/26/10	02/26/2010	09/15/2010	3134A35H5	350,000.00	6.8750	0.3027	362,694.50	(9,887.68)	9,090.28	352,806.82	352,731.40	(75.42)
FED HM LN BK BD / PIPER JAFFRAY & CO													
428736	12/18/09	12/18/2009	10/29/2010	3133XP66	250,000.00	3.3000	0.4052	256,235.00	(4,470.76)	45.83	251,764.24	251,862.50	98.26
FREDDIE MAC / RAYMOND JAMES & ASSOC, IN													

# ORANGE COUNTY TREASURER-TAX COLLECTOR

## Investment Inventory with Market Value by Entity & Instrument

As of **31-Jul-2010**

Deal No.	Deal Date	Settle Date	Maturity Date	CUSIP	Face Value	Coupon	Purchase Yield	Capital	Capital Accrual	Interest Accrual	Book Value	Market Value *	Unrealized Gain/(Loss)
<b>Issuer / Broker</b>													
<b>UNITED STATES DOLLAR</b>													
<b>283-John Wayne Airport</b>													
<b>GOVERNMENT AGENCY</b>													
<b>GOVT AGENCY-FIX-30/360</b>													
432907	01/13/10	01/13/2010	02/03/2011	3128X2QL2	100,000.00	4.3000	0.5077	103,987.00	(2,077.44)	2,126.11	101,909.56	102,022.50	112.94
<b>Subtotal for GOVT AGENCY-FIX-30/360:</b>					<b>5,000,000.00</b>	<b>4.3698</b>	<b>0.2054</b>	<b>5,050,343.50</b>	<b>(29,731.68)</b>	<b>24,876.81</b>	<b>5,020,611.82</b>	<b>5,036,461.40</b>	<b>15,849.58</b>
<b>GOVT AGENCY-FIX-INT@MAT</b>													
FED HM LN BK BD / WELLS FARGO BANK													
467347	07/19/10	07/19/2010	01/25/2011	313370BE7	1,000,000.00	0.2600	0.2716	999,940.00	3.87	86.67	999,943.87	1,000,142.00	198.13
<b>Subtotal for GOVT AGENCY-FIX-INT@MAT:</b>					<b>1,000,000.00</b>	<b>0.2600</b>	<b>0.2716</b>	<b>999,940.00</b>	<b>3.87</b>	<b>86.67</b>	<b>999,943.87</b>	<b>1,000,142.00</b>	<b>198.13</b>
<b>GOVT AGENCY-FLOAT-ACT/360</b>													
FED FARM CR BK / JP MORGAN CHASE & CO													
468028	07/23/10	07/23/2010	08/04/2010	31331Y5E6	1,000,000.00	0.3272	0.2012	1,000,042.00	(31.50)	81.80	1,000,010.50	1,000,123.00	112.50
FED FARM CR BK / DEUTSCHE													
439255	02/17/10	02/17/2010	03/01/2011	31331JEQ2	3,000,000.00	0.2400	0.2400	3,000,000.00	0.00	1,220.00	3,000,000.00	3,000,000.00	0.00
<b>Subtotal for GOVT AGENCY-FLOAT-ACT/360:</b>					<b>4,000,000.00</b>	<b>0.2618</b>	<b>0.2303</b>	<b>4,000,042.00</b>	<b>(31.50)</b>	<b>1,301.80</b>	<b>4,000,010.50</b>	<b>4,000,123.00</b>	<b>112.50</b>
<b>GOV'T AGY - CALLABLE</b>													
FED HM LN BK BD / JP MORGAN CHASE & CO													
453974	05/10/10	05/10/2010	05/10/2011	3133XYBS3	500,000.00	0.6000	0.6301	499,850.00	67.50	675.00	499,917.50	500,041.00	123.50
FED HM LN BK BD / WELLS FARGO BANK													
466867	07/16/10	07/16/2010	05/27/2011	3133XYCW3	1,500,000.00	0.6250	0.5996	1,500,330.00	(206.25)	390.63	1,500,123.75	1,500,130.50	6.75
FED HM LN BK BD / JP MORGAN CHASE & CO													
467747	07/22/10	07/22/2010	05/27/2011	3133XYEQ4	250,000.00	0.7000	0.6492	250,107.50	(27.64)	43.75	250,079.86	250,086.50	6.64
FED HM LN BK BD / JP MORGAN CHASE & CO													
457161	05/25/10	05/25/2010	06/07/2011	3133XYHQ1	1,000,000.00	0.7500	0.7503	1,000,000.00	0.00	1,375.00	1,000,000.00	1,000,349.00	349.00
<b>Subtotal for GOV'T AGY - CALLABLE:</b>					<b>3,250,000.00</b>	<b>0.6654</b>	<b>0.6545</b>	<b>3,250,287.50</b>	<b>(166.39)</b>	<b>2,484.38</b>	<b>3,250,121.11</b>	<b>3,250,607.00</b>	<b>485.89</b>
<b>Subtotal for GOVERNMENT AGENCY:</b>					<b>20,850,000.00</b>	<b>1.2143</b>	<b>0.2710</b>	<b>20,899,718.11</b>	<b>(29,925.70)</b>	<b>29,198.71</b>	<b>20,870,241.46</b>	<b>20,886,927.20</b>	<b>16,685.74</b>
<b>MEDIUM TERM NOTES</b>													
<b>MEDIUM TERM NOTE</b>													
BANK OF AMERICA CORP / MORGAN STANLEY													
407531	08/19/09	08/19/2009	08/01/2010	060505BU7	1,500,000.00	4.5000	2.0262	1,534,725.00	(34,725.00)	0.00	1,500,000.00	1,509,495.00	9,495.00
GENERAL ELEC CAP CORP / OPPENHEIMER & CO., INC													

# ORANGE COUNTY TREASURER-TAX COLLECTOR

## Investment Inventory with Market Value by Entity & Instrument

As of **31-Jul-2010**

Deal No.	Deal Date	Settle Date	Maturity Date	CUSIP	Face Value	Coupon	Purchase Yield	Capital	Capital Accrual	Interest Accrual	Book Value	Market Value *	Unrealized Gain/(Loss)
<b>Issuer / Broker</b>													
<b>UNITED STATES DOLLAR</b>													
<b>283-John Wayne Airport</b>													
<b>MEDIUM TERM NOTES</b>													
<b>MEDIUM TERM NOTE</b>													
455032	05/13/10	05/13/2010	02/22/2011	36962GWB6	2,000,000.00	6.1250	0.9183	2,080,200.00	(22,421.51)	26,541.67	2,057,778.49	2,064,000.00	6,221.51
<b>Subtotal for MEDIUM TERM NOTE:</b>					<b>3,500,000.00</b>	<b>5.4286</b>	<b>1.3931</b>	<b>3,614,925.00</b>	<b>(57,146.51)</b>	<b>26,541.67</b>	<b>3,557,778.49</b>	<b>3,573,495.00</b>	<b>15,716.51</b>
<b>MEDIUM TERM NOTE-FDIC</b>													
JP MORGAN CHASE & CO / OPPENHEIMER & CO., INC													
417966	10/19/09	10/19/2009	11/15/2010	46625HBA7	1,000,000.00	4.5000	0.7900	1,039,528.00	(28,877.97)	9,500.00	1,010,650.03	1,015,830.00	5,179.97
WELLS FARGO BANK / WELLS FARGO BANK													
440542	02/26/10	02/26/2010	02/01/2011	949748AF4	1,500,000.00	6.4500	0.7304	1,579,410.00	(36,741.94)	0.00	1,542,668.06	1,543,140.00	471.94
<b>Subtotal for MEDIUM TERM NOTE-FDIC:</b>					<b>2,500,000.00</b>	<b>5.6700</b>	<b>0.7543</b>	<b>2,618,938.00</b>	<b>(65,619.91)</b>	<b>9,500.00</b>	<b>2,553,318.09</b>	<b>2,558,970.00</b>	<b>5,651.91</b>
<b>Subtotal for MEDIUM TERM NOTES:</b>					<b>6,000,000.00</b>	<b>5.5292</b>	<b>1.1269</b>	<b>6,233,863.00</b>	<b>(122,766.42)</b>	<b>36,041.67</b>	<b>6,111,096.58</b>	<b>6,132,465.00</b>	<b>21,368.42</b>
<b>MUNICIPAL DEBT</b>													
<b>MUNI BOND VAR-SF BAY TOLL</b>													
BAY AREA TOLL AUTHORITY / STONE & YOUNGBERG													
428242	12/16/09	07/29/2010	08/05/2010	072024KE1	2,000,000.00	0.2000	0.2000	2,000,000.00	0.00	312.89	2,000,000.00	2,000,000.00	0.00
<b>Subtotal for MUNI BOND VAR-SF BAY TOLL:</b>					<b>2,000,000.00</b>	<b>0.2000</b>	<b>0.2000</b>	<b>2,000,000.00</b>	<b>0.00</b>	<b>312.89</b>	<b>2,000,000.00</b>	<b>2,000,000.00</b>	<b>0.00</b>
<b>MUNI BOND VAR-TRIBOROUGH</b>													
TRIBOROUGH BRDG & TUNL AUTH / JP MORGAN CHASE & CO													
438983	02/19/10	07/28/2010	08/04/2010	89602NJY1	1,355,000.00	0.2600	0.2600	1,355,000.00	0.00	284.74	1,355,000.00	1,355,000.00	0.00
<b>Subtotal for MUNI BOND VAR-TRIBOROUGH:</b>					<b>1,355,000.00</b>	<b>0.2600</b>	<b>0.2600</b>	<b>1,355,000.00</b>	<b>0.00</b>	<b>284.74</b>	<b>1,355,000.00</b>	<b>1,355,000.00</b>	<b>0.00</b>
<b>MUNI PREREF BND CALLABLE</b>													
MASSACHUSETTS ST CONS LN / D.A. DAVIDSON & CO													
451920	04/28/10	04/28/2010	10/01/2010	575827N97	500,000.00	5.7500	0.5015	511,125.00	(6,774.84)	7,440.91	504,350.16	504,330.00	(20.16)
<b>Subtotal for MUNI PREREF BND CALLABLE:</b>					<b>500,000.00</b>	<b>5.7500</b>	<b>0.5015</b>	<b>511,125.00</b>	<b>(6,774.84)</b>	<b>7,440.91</b>	<b>504,350.16</b>	<b>504,330.00</b>	<b>(20.16)</b>
<b>Subtotal for MUNICIPAL DEBT:</b>					<b>3,855,000.00</b>	<b>0.9409</b>	<b>0.2602</b>	<b>3,866,125.00</b>	<b>(6,774.84)</b>	<b>8,038.54</b>	<b>3,859,350.16</b>	<b>3,859,330.00</b>	<b>(20.16)</b>
<b>TREASURIES</b>													
<b>TREASURY BOND</b>													
US TREASURY N/B / BARCLAYS CAPITAL													
464415	07/02/10	07/02/2010	07/31/2010	912828JF8	0.00	2.7500	0.1842	0.00	0.00	0.00	0.00	0.00	0.00
<b>Subtotal for TREASURY BOND:</b>					<b>0.00</b>			<b>0.00</b>	<b>0.00</b>	<b>0.00</b>	<b>0.00</b>	<b>0.00</b>	<b>0.00</b>

# ORANGE COUNTY TREASURER-TAX COLLECTOR

## Investment Inventory with Market Value by Entity & Instrument

As of **31-Jul-2010**

Deal No.	Deal Date	Settle Date	Maturity Date	CUSIP	Face Value	Coupon	Purchase Yield	Capital	Capital Accrual	Interest Accrual	Book Value	Market Value *	Unrealized Gain/(Loss)
<b>Issuer / Broker</b>													
<b>UNITED STATES DOLLAR</b>													
<b><u>283-John Wayne Airport</u></b>													
<b>TREASURIES</b>													
<b>TREASURY BOND</b>													
<b>Subtotal for TREASURIES:</b>					0.00			0.00	0.00	0.00	0.00	0.00	0.00
<b>Total 283-John Wayne Airport :</b>					48,253,725.10	1.3159	0.3795	48,541,978.91	(159,410.50)	76,675.53	48,385,666.11	48,423,313.76	37,647.65
<b>Net Asset Value (NAV):</b>												1.000778	
<b><u>480-Ladera CFD 99-1 Const</u></b>													
<b>FUNDS</b>													
AIM - 480-LADERA CFD 99-1 CONST													
			08/01/2010		165,545.09	0.0000	0.0782	165,545.09	0.00	0.00	165,545.09	165,545.09	0.00
<b>Subtotal for FUNDS:</b>					165,545.09	0.0000	0.0782	165,545.09	0.00	0.00	165,545.09	165,545.09	0.00
<b>Total 480-Ladera CFD 99-1 Const :</b>					165,545.09	0.0000	0.0782	165,545.09	0.00	0.00	165,545.09	165,545.09	0.00
<b>Net Asset Value (NAV):</b>												1.000000	
<b><u>482-Spcl Mello Roos Res</u></b>													
<b>FUNDS</b>													
AIM - 482-SPCL MELLO ROOS RES													
			08/01/2010		7,976,305.03	0.0000	0.0783	7,976,305.03	0.00	0.00	7,976,305.03	7,976,305.03	0.00
<b>Subtotal for FUNDS:</b>					7,976,305.03	0.0000	0.0783	7,976,305.03	0.00	0.00	7,976,305.03	7,976,305.03	0.00
<b>Total 482-Spcl Mello Roos Res :</b>					7,976,305.03	0.0000	0.0783	7,976,305.03	0.00	0.00	7,976,305.03	7,976,305.03	0.00
<b>Net Asset Value (NAV):</b>												1.000000	
<b><u>483-Rancho Margarita CFD</u></b>													
<b>FUNDS</b>													
AIM - 483 RANCHO MARGARITA CFD													
			08/01/2010		142,363.76	0.0000	0.0783	142,363.76	0.00	0.00	142,363.76	142,363.76	0.00
<b>Subtotal for FUNDS:</b>					142,363.76	0.0000	0.0783	142,363.76	0.00	0.00	142,363.76	142,363.76	0.00
<b>Total 483-Rancho Margarita CFD :</b>					142,363.76	0.0000	0.0783	142,363.76	0.00	0.00	142,363.76	142,363.76	0.00
<b>Net Asset Value (NAV):</b>												1.000000	

# ORANGE COUNTY TREASURER-TAX COLLECTOR

## Investment Inventory with Market Value by Entity & Instrument

As of **31-Jul-2010**

Deal No.	Deal Date	Settle Date	Maturity Date	CUSIP	Face Value	Coupon	Purchase Yield	Capital	Capital Accrual	Interest Accrual	Book Value	Market Value *	Unrealized Gain/(Loss)
<b>Issuer / Broker</b>													
<b>UNITED STATES DOLLAR</b>													
<b><u>494-Aliso Viejo 88-1 DS</u></b>													
<b>FUNDS</b>													
AIM - 494 ALISO VIEJO 88-1-DS													
			08/01/2010		63,207.82	0.0000	0.0775	63,207.82	0.00	0.00	63,207.82	63,207.82	0.00
<b>Subtotal for FUNDS:</b>					<b>63,207.82</b>	<b>0.0000</b>	<b>0.0775</b>	<b>63,207.82</b>	<b>0.00</b>	<b>0.00</b>	<b>63,207.82</b>	<b>63,207.82</b>	<b>0.00</b>
<b>Total 494-Aliso Viejo 88-1 DS :</b>					<b>63,207.82</b>	<b>0.0000</b>	<b>0.0775</b>	<b>63,207.82</b>	<b>0.00</b>	<b>0.00</b>	<b>63,207.82</b>	<b>63,207.82</b>	<b>0.00</b>
<b>Net Asset Value (NAV):</b>												<b>1.000000</b>	
<b><u>497-Lomas Laguna 88-2 C</u></b>													
<b>FUNDS</b>													
AIM - 497-LOMAS LAGUNA 88-2 C													
			08/01/2010		392,250.13	0.0000	0.0783	392,250.13	0.00	0.00	392,250.13	392,250.13	0.00
<b>Subtotal for FUNDS:</b>					<b>392,250.13</b>	<b>0.0000</b>	<b>0.0783</b>	<b>392,250.13</b>	<b>0.00</b>	<b>0.00</b>	<b>392,250.13</b>	<b>392,250.13</b>	<b>0.00</b>
<b>Total 497-Lomas Laguna 88-2 C :</b>					<b>392,250.13</b>	<b>0.0000</b>	<b>0.0783</b>	<b>392,250.13</b>	<b>0.00</b>	<b>0.00</b>	<b>392,250.13</b>	<b>392,250.13</b>	<b>0.00</b>
<b>Net Asset Value (NAV):</b>												<b>1.000000</b>	
<b><u>505-Foothill Rnch 87-4 DS</u></b>													
<b>REPURCHASE AGREEMENTS</b>													
<b>BAYERISCHE LANDESBK-REPO</b>													
BAYERISCHE LANDESBK GIRO /													
26091	07/24/97	07/24/1997	08/15/2019		1,081,500.00	6.2000	0.0000	1,081,500.00	0.00	30,918.88	1,081,500.00	1,081,500.00	0.00
<b>Subtotal for BAYERISCHE LANDESBK-REPO:</b>					<b>1,081,500.00</b>	<b>6.2000</b>	<b>0.0000</b>	<b>1,081,500.00</b>	<b>0.00</b>	<b>30,918.88</b>	<b>1,081,500.00</b>	<b>1,081,500.00</b>	<b>0.00</b>
<b>Subtotal for REPURCHASE AGREEMENTS:</b>					<b>1,081,500.00</b>	<b>6.2000</b>	<b>0.0000</b>	<b>1,081,500.00</b>	<b>0.00</b>	<b>30,918.88</b>	<b>1,081,500.00</b>	<b>1,081,500.00</b>	<b>0.00</b>
<b>Total 505-Foothill Rnch 87-4 DS :</b>					<b>1,081,500.00</b>	<b>6.2000</b>	<b>0.0000</b>	<b>1,081,500.00</b>	<b>0.00</b>	<b>30,918.88</b>	<b>1,081,500.00</b>	<b>1,081,500.00</b>	<b>0.00</b>
<b>Net Asset Value (NAV):</b>												<b>1.000000</b>	
<b><u>510-Baker Rnch 87-6 Const</u></b>													
<b>FUNDS</b>													
AIM - 510-BAKER RNCH 87-6 CONST													
			08/01/2010		525,446.12	0.0000	0.0782	525,446.12	0.00	0.00	525,446.12	525,446.12	0.00



# ORANGE COUNTY TREASURER-TAX COLLECTOR

## Investment Inventory with Market Value by Entity & Instrument

As of **31-Jul-2010**

Deal No.	Deal Date	Settle Date	Maturity Date	CUSIP	Face Value	Coupon	Purchase Yield	Capital	Capital Accrual	Interest Accrual	Book Value	Market Value *	Unrealized Gain/(Loss)
<b>Issuer / Broker</b>													
<b>UNITED STATES DOLLAR</b>													
<b><u>510-Baker Rnch 87-6 Const</u></b>													
<b>FUNDS</b>													
<b>Subtotal for FUNDS:</b>					525,446.12	0.0000	0.0782	525,446.12	0.00	0.00	525,446.12	525,446.12	0.00
<b>Total 510-Baker Rnch 87-6 Const :</b>					525,446.12	0.0000	0.0782	525,446.12	0.00	0.00	525,446.12	525,446.12	0.00
<b>Net Asset Value (NAV):</b>												1.000000	
<b><u>514-Sta Teresita 87-9 Con</u></b>													
<b>FUNDS</b>													
AIM - 514-STA TERESITA 87-9 CON													
			08/01/2010		63,008.44	0.0000	0.0778	63,008.44	0.00	0.00	63,008.44	63,008.44	0.00
<b>Subtotal for FUNDS:</b>					63,008.44	0.0000	0.0778	63,008.44	0.00	0.00	63,008.44	63,008.44	0.00
<b>Total 514-Sta Teresita 87-9 Con :</b>					63,008.44	0.0000	0.0778	63,008.44	0.00	0.00	63,008.44	63,008.44	0.00
<b>Net Asset Value (NAV):</b>												1.000000	
<b><u>546-Ladera CFD 00-1 Const</u></b>													
<b>FUNDS</b>													
GS FIN SQ TX FREE-LAD00													
			08/01/2010		1,585,164.31	0.0000	0.1217	1,585,164.31	0.00	0.00	1,585,164.31	1,585,164.31	0.00
<b>Subtotal for FUNDS:</b>					1,585,164.31	0.0000	0.1217	1,585,164.31	0.00	0.00	1,585,164.31	1,585,164.31	0.00
<b>Total 546-Ladera CFD 00-1 Const :</b>					1,585,164.31	0.0000	0.1217	1,585,164.31	0.00	0.00	1,585,164.31	1,585,164.31	0.00
<b>Net Asset Value (NAV):</b>												1.000000	
<b>Total Investments:</b>					65,422,659.91	1.0853	0.3123	65,710,913.72	(159,410.50)	107,838.91	65,554,600.92	65,592,248.57	37,647.65

**Report Parameters** \* Market values provided by Bloomberg

Deals [Settlement Date] <= 31-Jul-2010  
 Deals [Entity Name] include list 100-County General, 112-County Infrastructure, 118-Sheriff RNSP, 145-Revenue Neutrality Fd, 15B-Housing 99A & 99B, 225-Children & Families, 283-John Wayne Airport, 479-Ladera CF...

**JOHN WAYNE AIRPORT  
INVESTMENT WITH TRUSTEE  
FOR THE MONTH ENDED JULY 2010**

Prepared by: Adam Steckler  
Date: 8/3/2010

Trust Officer: Linda Verstuyft  
Phone No. (213) 533-8747

Type of Investment / Interest Rate	Maturity	Reserve Fund		Principal Acct.		Interest Acct.		Cost of Issuance Acct.	
		Market	Cost	Market	Cost	Market	Cost	Market	Cost
<b><u>2003 AIRPORT REVENUE REFUNDING BONDS</u></b>									
Cash	N/A	0.00	0.00	0.00	0.00	0.00	0.00		
1st American Treas. Oblig (Note 1)	N/A	0.00	0.00	0.00	0.00	0.00	0.00		
Investment Agreement - Rate: 4.47% Dated: 10/8/2003 Par Value: \$4,629,952.80 Accrued Int: \$17,821.46 Fr. C-1	7/1/2013	4,629,952.80	4,629,952.80						
Investment Agreement - Rate: 4.27% Dated: 10/8/2003 Par Value: \$2,327,712.50 Accrued Int: \$2,663.68 Fr. C-2	7/1/2013			745,212.50	745,212.50	1,582,500.00	1,582,500.00		
		\$4,629,952.80	\$4,629,952.80	\$745,212.50	\$745,212.50	\$1,582,500.00	\$1,582,500.00		
<b><u>2009A AIRPORT REVENUE BONDS</u></b>									
US Bk Mmkt 4 - Ct (Note 2) 991071010		0.00	0.00	28,730.26	28,730.26	279,112.03	279,112.03	0.00	0.00
First American Gov't Obligation Fund - Y (Note 3) 31846V203		215,530.82	215,530.82						
Federal Home Loan Bank - Rate: 4.375%, Yield: 0.40% Dated: 10/9/2009 Par Value: \$4,109,000.00 Premium: \$168,706.34 Accrued Int: \$49,117.00 CUSIP: 3133XMES6 Fr. C-3	10/22/2010	4,146,227.54	4,277,706.34						
		\$4,361,758.36	\$4,493,237.16	\$28,730.26	\$28,730.26	\$279,112.03	\$279,112.03	\$0.00	\$0.00
<b><u>2009B AIRPORT REVENUE BONDS</u></b>									
US Bk Mmkt 4 - Ct (Note 2) 991071010		0.00	0.00	367,199.21	367,199.21	699,084.34	699,084.34	0.00	0.00
First American Gov't Obligation Fund - Y (Note 3) 31846V203		443,794.34	443,794.34						
Federal Home Loan Bank - Rate: 4.375%, Yield: 0.40% Dated: 10/9/2009 Par Value: \$8,921,000.00 Premium: \$366,276.28 Accrued Int: \$106,638.00 CUSIP: 3133XMES6 Fr. C-4	10/22/2010	9,001,824.26	9,287,276.28						
		\$9,445,618.60	\$9,731,070.62	\$367,199.21	\$367,199.21	\$699,084.34	\$699,084.34	\$0.00	\$0.00
<b><u>WELLS FARGO BANK</u></b>									
Cash - Market Rate and Checking Account (Interest rate is variable)	N/A	\$9,248,025.36	\$9,248,025.36						
		Fr. D-1							

(Note 1): 1st American Treas. Oblig - Interest rate is variable. Investment purchases are made throughout the month to keep cash balances at minimum. Interest is payable monthly.

(Note 2): US Bank money market funds - Interest rate is variable.

(Note 3): 1st American Government Obligation Fund - Y - Interest rate is variable.

**COUNTY OF ORANGE**  
**CEO / PUBLIC FINANCE DEPARTMENT**  
**INVENTORY OF INVESTMENTS WITH TRUSTEES**  
**July 31, 2010**

TRUSTEE	INVESTMENT TYPE	PURCHASE DATE	MATURITY DATE	DESCRIPTION	CUSIP #	INTEREST RATE	BOOK VALUE	MARKET VALUE	ACCRUED INTEREST
<b>CERTIFICATES OF PARTICIPATION</b>									
				FEDERATED US TREASURY CASH		VARIABLE	\$ 101,206.92	\$ 101,206.92	\$ 0.11
1991 CIVIC CENTER PKG REF				US TR STRPD BOND	912803AP8	0.00%	10,458.00	56,088.20	-
1991 CIVIC CENTER PKG REF	U.S. BANK	11/15/96	11/15/18	U.S. TREASURY STRIPPED					
1991 CIVIC CENTER PKG REF	U.S. BANK	06/01/95	11/15/18	U.S. TREASURY STRIPPED	912833KT6	0.00%	43,923.12	235,358.76	-
1991 CIVIC CENTER PKG REF	U.S. BANK	06/01/95	11/15/18	US TREASURY BOND	912810EB0	9.00%	2,558,237.10	3,350,830.08	42,168.75
<b>REDEVELOPMENT AGENCIES</b>									
2003 SANTA ANA HEIGHTS	U.S. BANK			FIRST AMER PRIME OBLIGN		VARIABLE	2,995,602.50	2,995,602.50	-
<b>COMMUNITY FACILITIES DISTRICTS</b>									
1994 SOCPFA SERIES A	U.S. BANK			FIRST AMER PRIME OBLIGN		VARIABLE	13,228,091.25	13,228,091.25	-
1994C/2004A SOCPFA	U.S. BANK			FIRST AMER PRIME OBLIGN		VARIABLE	18,633,591.25	18,633,591.25	-
1998 SOCPFA SERIES A	U.S. BANK			FIRST AMER GOVT OBLIGN		VARIABLE	2,539,225.00	2,539,225.00	-
1999 SOCPFA SERIES A	U.S. BANK			FIRST AMER GOVT OBLIGN		VARIABLE	4,244,974.37	4,244,974.37	-
1999 SOCPFA SERIES B	U.S. BANK			FIRST AMER GOVT OBLIGN		VARIABLE	250,320.27	250,320.27	-
2003 SOCPFA SERIES A	U.S. BANK			FIRST AMER PRIME OBLIGN		VARIABLE	3,489,150.00	3,489,150.00	-
2005 SOCPFA SERIES A	U.S. BANK			FIRST AMER GOVT OBLIGN		VARIABLE	0.01	0.01	-
<b>ASSESSMENT DISTRICTS</b>									
IRVINE COAST	U.S. BANK			FIRST AMER. GOV'T OBLIG.		VARIABLE	2,073,602.49	2,073,602.49	-
IRVINE COAST	U.S. BANK			FEDERATED GOVT OBLIG TAX MANG		VARIABLE	118,728.25	118,728.25	3.04
IRVINE COAST	U.S. BANK			AIM STIT TREASURY PORTFOLIO		VARIABLE	620,529.79	620,529.79	18.31
IRVINE COAST	U.S. BANK	12/15/00	11/02/18	GIC GEFCM INV AGREEMENT		VARIABLE	1,937,562.99	1,937,562.99	2,093.63
NEWPORT COAST - 2003B	U.S. BANK			FIRST AMER. GOV'T OBLIG.		VARIABLE	477,135.80	477,135.80	-
NEWPORT COAST - Group 1	U.S. BANK			FIRST AMER. GOV'T OBLIG.		VARIABLE	1,335,681.76	1,335,681.76	-
NEWPORT COAST - Group 2	U.S. BANK			FIRST AMER. GOV'T OBLIG.		VARIABLE	1,321,466.89	1,321,466.89	-
NEWPORT COAST - Group 3	U.S. BANK			FIRST AMER. GOV'T OBLIG.		VARIABLE	1,013,761.86	1,013,761.86	-
NEWPORT COAST - 2006A	U.S. BANK			FIRST AMER. GOV'T OBLIG.		VARIABLE	7,255,245.49	7,255,245.49	-
SOUTH ORANGE COUNTY PFA	U.S. BANK			FIRST AMER. PRIME OBLIG.		VARIABLE	235,590.40	235,590.40	-
REASSESSMENT BONDS RAD 99-1R									
SOUTH ORANGE COUNTY PFA	U.S. BANK			FIRST AMER. GOV'T OBLIG.		VARIABLE	86,562.50	86,562.50	-
REASSESSMENT BONDS RAD 99-1R									
SOUTH ORANGE COUNTY PFA	U.S. BANK			FIRST AMER. PRIME OBLIG.		VARIABLE	80,386.71	80,386.71	-
REASSESSMENT BONDS RAD 01-1R									
SOUTH ORANGE COUNTY PFA	U.S. BANK			FIRST AMER. GOV'T OBLIG.		VARIABLE	46,768.65	46,768.65	-
REASSESSMENT BONDS RAD 01-1R									

**COUNTY OF ORANGE**  
**CEO / PUBLIC FINANCE DEPARTMENT**  
**INVENTORY OF INVESTMENTS WITH TRUSTEES**  
**July 31, 2010**

	TRUSTEE	INVESTMENT TYPE	PURCHASE DATE	MATURITY DATE	DESCRIPTION	CUSIP #	INTEREST RATE	BOOK VALUE	MARKET VALUE	ACCRUED INTEREST
<b>REVENUE BONDS</b>										
2002 JJC REFUNDING	U.S. BANK	MONEY MARKET			FIRST AMER TREAS OBLIGN		VARIABLE	595.65	595.65	-
2002 JJC REFUNDING	U.S. BANK	GOVT SECURITY	06/01/10	12/01/10	FED NATL MTG ASSN DISC NTS		0.00%	7,173,392.03	7,327,866.90	53,057.30
1997 SOLID WASTE MGMT REF	U.S. BANK	MONEY MARKET			FIRST AMER. GOV'T OBLIG.		VARIABLE	4,413,461.24	4,413,461.24	-
1997 SOLID WASTE MGMT REF	U.S. BANK	GOVT SECURITY	06/01/10	11/29/10	FED HOME LOAN BKS DISC NTS		0.00%	7,205,305.40	7,410,551.00	70,477.46
ORANGE COUNTY PFA LEASE REV REFUNDING BONDS SER 2005	BNY TRUST CO	MONEY MARKET			WELLS FARGO ADV TREASURY		VARIABLE	7,770,593.10	7,770,593.10	50.31
ORANGE COUNTY PFA LEASE REV REFUNDING BONDS SER 2005	BNY TRUST CO	INVEST AGRMNT	11/22/05	01/17/17	NATIXIS FUNDING CORP.		5.005%	18,561,506.81	18,561,506.81	80,353.72
LEASE REVENUE BONDS SERIES 2006	DEUSTSCHE BANK	MUTUAL FUND			GS FIN SQ MM FUND ADMIN		VARIABLE	3,038,580.85	3,038,580.85	19.10
<b>PENSION OBLIGATION BONDS</b>										
TAXABLE REFUNDING PENSION OBL BONDS SER 1996 A	BNY TRUST CO	MONEY MARKET			FEDRTED AUTO GOVT CSH		VARIABLE	2,280.39	2,280.39	-
TAXABLE REFUNDING PENSION OBL BONDS SER 1996 A	BNY TRUST CO	GOVT SECURITY	06/22/00	09/01/16	FED NATL MTG ASSN DISC NTS		0.00%	60,505,010.08	103,799,703.79	2,851,104.90
TAXABLE REFUNDING PENSION OBL BONDS SER 1997 A	BNY TRUST CO	MONEY MARKET			FEDRTED AUTO GOVT CSH		VARIABLE	2,326.32	2,326.32	-
TAXABLE REFUNDING PENSION OBL BONDS SER 1997 A	BNY TRUST CO	GOVT SECURITY	06/22/00	09/01/21	FED NATL MTG ASSN DISC NTS		0.00%	54,927,074.93	71,593,019.04	3,050,260.07
<b>RECOVERY BONDS</b>										
1995 REC BDS SER A/2005 RFDG RECOVERY BDS SER A	BNY TRUST CO	MONEY MARKET			WELLS FARGO ADV TREASURY		VARIABLE	4.21	4.21	1.26
1995 REC BDS SER A/2005 RFDG RECOVERY BDS SER A	BNY TRUST CO	INVEST AGRMNT	10/25/05	06/01/15	NATIXIS FUNDING CORP.		VARIABLE	3,072,541.66	3,072,541.66	819.19
<b>COMMERICAL PAPER</b>										
TEETER PLAN COMMERCIAL PAPER	U.S. BANK	MONEY MARKET			FIRST AMER. GOV'T OBLIG.		VARIABLE	127,760.26	127,760.26	-
TEETER PLAN COMMERCIAL PAPER	U.S. BANK	MONEY MARKET			US BANK MMKT 4 - CT		VARIABLE	823.94	823.94	756.85
<b>TAX AND REVENUE ANTICIPATION NOTES (TRANS)</b>										
10-11 COUNTY OF ORANGE TRANS	DEUSTSCHE BANK	MONEY MARKET			FE PRIME OBLIGATION FUND		VARIABLE	75,286.90	75,286.90	0.60
<b>TOTAL OF INVESTMENTS WITH TRUSTEES</b>								<u>\$ 231,574,347.14</u>	<u>\$ 292,924,364.25</u>	<u>\$ 6,151,184.60</u>

**COUNTY OF ORANGE**  
**CEO / PUBLIC FINANCE DEPARTMENT**  
**INVENTORY OF INVESTMENTS WITH TRUSTEES**  
**SUMMARY BY INVESTMENT TYPE**  
**July 31, 2010**

DESCRIPTION	PURCHASE DATE	MATURITY DATE	CUSIP #	INTEREST RATE	BOOK VALUE	MARKET VALUE	ACCRUED INTEREST
<b>MONEY MARKET FUNDS</b>							
AIM STIT TREAS PORTFOLIO				VARIABLE	\$ 620,530	\$ 620,530	\$ 18
FEDERATED AUTOMATED GOV CSH				VARIABLE	4,607	4,607	-
FEDERATED US TREASURY CASH				VARIABLE	101,207	101,207	0
FEDERATED GOVT OBLIG TAX MANG				VARIABLE	118,728	118,728	3
FIRST AMERICAN GOV'T OBLIGATION				VARIABLE	25,185,967	25,185,967	-
FIRST AMERICAN PRIME OBLIGATION				VARIABLE	38,662,412	38,662,412	-
FIRST AMERICAN TREAS OBLIGATION				VARIABLE	596	596	-
GS FIN SQ MM FUND ADMIN				VARIABLE	3,038,581	3,038,581	19
US BANK MMKT 4 -CT				VARIABLE	824	824	757
WELLS FARGO ADVANTAGE TREASURY				VARIABLE	7,770,597	7,770,597	52
FE PRIME OBLIGATION FUND				VARIABLE	75,287	75,287	1
<b>SUB-TOTAL MONEY MARKET FUNDS</b>					<u>75,579,335</u>	<u>75,579,335</u>	<u>850</u>
<b>INVESTMENT AGREEMENTS</b>							
FGIC CAPITAL MARKET SERVICES	12/15/00	11/02/18		VARIABLE	1,937,563	1,937,563	2,094
NATIXIS FUNDING CORP.	10/25/05	06/01/15		VARIABLE	3,072,542	3,072,542	819
NATIXIS FUNDING CORP.	11/22/05	01/17/17		5.005%	18,561,507	18,561,507	80,354
<b>SUB-TOTAL INVESTMENT AGREEMENTS</b>					<u>23,571,611</u>	<u>23,571,611</u>	<u>83,267</u>
<b>US TREASURIES</b>							
U.S. TREASURY BOND	06/01/95	11/15/18	912810E0	9.00%	2,558,237	3,350,830	42,169
U.S. TREASURY STRIPPED	11/15/96	11/15/18	912803AP8	0.00%	10,458	56,088	-
U.S. TREASURY STRIPPED	06/01/95	11/15/18	912833KT6	0.00%	43,923	235,359	-
<b>SUB-TOTAL US TREASURIES</b>					<u>2,612,618</u>	<u>3,642,277</u>	<u>42,169</u>
<b>GOVERNMENT SECURITIES</b>							
FED NATL MTG ASSN DISC NTS	06/22/00	09/01/16			60,505,010	103,799,704	2,851,105
FED NATL MTG ASSN DISC NTS	06/22/00	09/01/21			54,927,075	71,593,019	3,050,260
FED NATL MTG ASSN DISC NTS	06/01/10	11/29/10			7,205,305	7,410,551	70,477
FED NATL MTG ASSN DISC NTS	06/01/10	12/01/10			7,173,392	7,327,867	53,057
<b>SUB-TOTAL US GOVERNMENT SECURITIES</b>					<u>129,810,782</u>	<u>190,131,141</u>	<u>6,024,900</u>
<b>TOTAL OF INVESTMENTS WITH TRUSTEES</b>					<u>\$ 231,574,347</u>	<u>\$ 292,924,364</u>	<u>\$ 6,151,185</u>

# County of Orange Treasurer-Tax Collector's Office Detail Transaction Report

Transaction Date From 01-Jul-2010 To 31-Jul-2010  
As at : 02-Aug-2010

Deal	Issuer	Broker	Inst Type	Maturity Date	Trans Date	Trans Type	Coupon/Yield(%)	Par Value	Cost	Purchased Interest	(Interest) Amort / (Accret) (Gain) / Loss	Settlement
<b>Fund: Money Market Fund</b>												
420325	FED FARM CR BK	/RAYMOND JAMES & ASSOC, IN	AGN FLOAT1				0.1800 / 0.1749					
				10/22/2010	7/22/2010	INT		0.00	0.00	0.00	(5,687.50)	5,687.50
421343	NY ERIE CNTY TOBACCO SEC. CORP.	/D.A. DAVIDSON & CO	MUNIREFB1				6.5000 / 6.0721					
				7/15/2032	7/15/2010	EPAY PRI		(3,000,000.00)	(3,216,243.33)	0.00	0.00	3,216,243.33
				7/15/2032	7/15/2010	INT		0.00	0.00	0.00	(97,500.00)	97,500.00
423226	FED HM LN BK BD	/CRED SUIS SECURITIES	AGN FLOAT1				0.1480 / 0.1480					
				11/18/2010	7/18/2010	INT		0.00	0.00	0.00	(3,762.50)	3,762.50
423227	FED HM LN BK BD	/UBS FINANCIAL SERVICES	AGN FLOAT1				0.1480 / 0.1480					
				11/18/2010	7/18/2010	INT		0.00	0.00	0.00	(10,750.00)	10,750.00
423228	FED HM LN BK BD	/UBS FINANCIAL SERVICES	AGN FLOAT1				0.1480 / 0.1480					
				11/18/2010	7/18/2010	INT		0.00	0.00	0.00	(6,987.50)	6,987.50
423687	GENERAL ELEC CAP CORP	/JP MORGAN CHASE & CO	MTNF				0.4491 / 0.3082					
				8/20/2010	7/16/2010	SALE		(4,812,000.00)	(4,817,081.47)	0.00	(1,803.34)	4,818,884.81
424182	FED HM LN BK BD	/JEFFERIES & COMPANY	AGN FLOAT1				0.1840 / 0.1751					
				7/13/2010	7/13/2010	INT		0.00	0.00	0.00	(15,015.00)	15,015.00
				7/13/2010	7/13/2010	MAT		(30,000,000.00)	(30,008,150.00)	0.00	8,150.00	30,000,000.00
424920	FED HM LN BK BD	/CRED SUIS SECURITIES	AGN FLOAT1				0.1641 / 0.1641					
				11/26/2010	7/26/2010	INT		0.00	0.00	0.00	(11,541.67)	11,541.67
427430	BAY AREA TOLL AUTHORITY	/MORGAN STANLEY	MBVARSBT				0.2200 / -0.2417					
				8/5/2010	7/1/2010	INT		0.00	0.00	0.00	(3,041.10)	3,041.10
428238	BAY AREA TOLL AUTHORITY	/STONE & YOUNGBERG	MBVARSBT				0.2000 / -2.3998					
				8/5/2010	7/1/2010	INT		0.00	0.00	0.00	(2,519.17)	2,519.17
428241	GENERAL ELEC CAP CORP	/OPPENHEIMER & CO., INC	MTN				4.2500 / 0.4063					
				9/13/2010	7/30/2010	SALE		(12,000,000.00)	(12,341,160.00)	0.00	89,476.67	12,251,683.33

**County of Orange**  
**Treasurer-Tax Collector's Office**  
**Detail Transaction Report**

Transaction Date From 01-Jul-2010 To 31-Jul-2010  
As at : 02-Aug-2010

Deal	Issuer	Broker	Inst Type	Maturity Date	Trans Date	Trans Type	Coupon/Yield(%)	Par Value	Cost	Purchased Interest	(Interest) Amort / (Accret) (Gain) / Loss	Settlement
<b>Fund: Money Market Fund</b>												
428930	TOYOTA MOTOR CREDIT	/TOYOTA FINANCIAL SERVICES	MTNF				0.2331 / 0.2331					
				12/22/2010	7/22/2010	INT		0.00	0.00	0.00	(8,683.50)	8,683.50
429199	GENERAL ELEC CAP CORP	/WELLS FARGO BANK	MTN				4.2500 / 0.4066					
				9/13/2010	7/30/2010	SALE		(1,000,000.00)	(1,027,790.00)	0.00	6,816.39	1,020,973.61
431881	ROYAL BANK OF CANADA	/RBC	YCDF				0.2347 / 0.2347					
				12/9/2010	7/9/2010	INT		0.00	0.00	0.00	(7,291.67)	7,291.67
				12/9/2010	7/27/2010	SALE		(25,000,000.00)	(25,000,000.00)	0.00	14,998,275.00	10,001,725.00
432906	FNMA DISCOUNT	/CRED SUIS SECURITIES	AGDN				0.1550 / 0.1551					
				7/7/2010	7/7/2010	MAT		(15,000,000.00)	(14,988,697.92)	0.00	(11,302.08)	15,000,000.00
433663	ROYAL BANK OF CANADA	/RBC	YCDF				0.2331 / 0.2331					
				1/19/2011	7/19/2010	INT		0.00	0.00	0.00	(6,756.94)	6,756.94
433668	FREDDIE MAC	/GOLDMAN SACHS GROUP INC	AGN FLOAT1				0.2188 / 0.1568					
				9/24/2010	7/29/2010	SALE		(50,000,000.00)	(50,028,899.31)	0.00	25,003,546.01	25,025,353.30
433669	FREDDIE MAC	/GOLDMAN SACHS GROUP INC	AGN FLOAT1				0.2188 / 0.1568					
				9/24/2010	7/29/2010	SALE		(50,000,000.00)	(50,028,899.31)	0.00	(21,807.29)	50,050,706.60
436231	JP MORGAN CHASE & CO	/JP MORGAN CHASE & CO	MTNF				0.4213 / 0.2477					
				1/17/2011	7/17/2010	INT		0.00	0.00	0.00	(5,995.64)	5,995.64
437334	FANNIE MAE	/OPPENHEIMER & CO., INC	AGNF1				6.6250 / 0.3030					
				11/15/2010	7/12/2010	SALE		(12,409,000.00)	(13,200,597.69)	0.00	391,288.52	12,809,309.17
438479	TRIBOROUGH BRDG & TUNL AUTH	/JP MORGAN CHASE & CO	MBVARTRI				0.2000 / -0.9969					
				8/4/2010	7/1/2010	INT		0.00	0.00	0.00	(464.64)	464.64
				8/4/2010	7/1/2010	INT		0.00	0.00	0.00	(16,341.08)	16,341.08
438984	TOYOTA MOTOR CREDIT	/TOYOTA MOTOR CREDIT	MTNF				0.3298 / 0.3298					
				2/22/2011	7/22/2010	INT		0.00	0.00	0.00	(9,319.58)	9,319.58

# County of Orange Treasurer-Tax Collector's Office Detail Transaction Report

Transaction Date From 01-Jul-2010 To 31-Jul-2010  
As at : 02-Aug-2010

Deal	Issuer	Broker	Inst Type	Maturity Date	Trans Date	Trans Type	Coupon/ Yield(%)	Par Value	Cost	Purchased Interest	(Interest) Amort / (Accret) (Gain) / Loss	Settlement
<b>Fund: Money Market Fund</b>												
438986	BAY AREA TOLL AUTHORITY	/JP MORGAN CHASE & CO	MBVARSFBT				0.2000 / -0.4950					
				8/5/2010	7/1/2010	INT		0.00	0.00	0.00	(1,043.84)	1,043.84
440615	WELLS FARGO BANK	/RBC	MTNF				0.3513 / 0.2982					
				1/12/2011	7/12/2010	INT		0.00	0.00	0.00	(24,898.61)	24,898.61
441595	FREDDIE MAC	/CANTOR FITZGERALD	AGNF1				4.1250 / 0.1902					
				7/12/2010	7/12/2010	INT		0.00	0.00	0.00	(61,875.00)	61,875.00
				7/12/2010	7/12/2010	MAT		(3,000,000.00)	(3,059,773.00)	0.00	59,773.00	3,000,000.00
441608	FED FARM CR BK	/RBC	AGN FLOAT1				0.2400 / 0.2400					
				4/4/2011	7/4/2010	INT		0.00	0.00	0.00	(15,166.67)	15,166.67
441609	FED FARM CR BK	/DEUTSCHE	AGN FLOAT1				0.2400 / 0.2400					
				4/4/2011	7/4/2010	INT		0.00	0.00	0.00	(15,166.67)	15,166.67
442668	ROYAL BANK OF CANADA	/RBC	YCDF				0.2300 / 0.2300					
				3/10/2011	7/12/2010	INT		0.00	0.00	0.00	(7,777.78)	7,777.78
445456	RABOBANK NEDERLAND NV NY	/JP MORGAN CHASE & CO	YCDF				0.2461 / 0.2461					
				9/27/2010	7/26/2010	INT		0.00	0.00	0.00	(8,969.08)	8,969.08
450635	TORONTO DOMINION BANK NY	/JP MORGAN CHASE & CO	YCDF				0.2486 / 0.2588					
				11/5/2010	7/6/2010	INT		0.00	0.00	0.00	(2,543.88)	2,543.88
453951	WACHOVIA CORP	/RBC	MTNF				0.3858 / 0.3904					
				7/26/2010	7/26/2010	INT		0.00	0.00	0.00	(27,913.15)	27,913.15
				7/26/2010	7/26/2010	MAT		(28,624,000.00)	(28,623,713.76)	0.00	(286.24)	28,624,000.00
453971	TORONTO DOMINION BANK NY	/RBC	YCDF				0.2978 / 0.2741					
				7/13/2010	7/13/2010	INT		0.00	0.00	0.00	(11,794.83)	11,794.83
				7/13/2010	7/13/2010	MAT		(15,668,000.00)	(15,672,157.63)	0.00	4,157.63	15,668,000.00
454251	RABOBANK NEDERLAND NV NY	/BARCLAY CAPITAL	YCDF				0.2878 / 0.3000					
				7/23/2010	7/23/2010	INT		0.00	0.00	0.00	(7,275.20)	7,275.20
				7/23/2010	7/23/2010	MAT		(10,000,000.00)	(10,001,191.15)	0.00	1,191.15	10,000,000.00



# County of Orange Treasurer-Tax Collector's Office Detail Transaction Report

Transaction Date From 01-Jul-2010 To 31-Jul-2010  
As at : 02-Aug-2010

Deal	Issuer	Broker	Inst Type	Maturity Date	Trans Date	Trans Type	Coupon/Yield(%)	Par Value	Cost	Purchased Interest	(Interest) Amort / (Accret) (Gain) / Loss	Settlement
<b>Fund: Money Market Fund</b>												
454511	FREDDIE DISCOUNT	/DEUTSCHE	AGDN				0.1700 / 0.1700					
				7/12/2010	7/12/2010	MAT		(11,000,000.00)	(10,996,831.39)	0.00	(3,168.61)	11,000,000.00
457686	BANK OF AMERICA CORP	/CRED SUIS SECURITIES	MTNF				0.5928 / 0.5927					
				8/13/2010	7/30/2010	SALE		(15,000,000.00)	(15,000,000.00)	0.00	4,985,255.78	10,014,744.22
460104	WAL-MART FUNDING CORP.	/CRED SUIS SECURITIES	ABCP				0.3500 / 0.3501					
				7/9/2010	7/9/2010	MAT		(50,000,000.00)	(49,985,902.78)	0.00	(14,097.22)	50,000,000.00
460107	WAL-MART FUNDING CORP.	/CRED SUIS SECURITIES	ABCP				0.3500 / 0.3501					
				7/9/2010	7/9/2010	MAT		(10,000,000.00)	(9,997,180.56)	0.00	(2,819.44)	10,000,000.00
460187	NESTLE CAPITAL CORP	/GOLDMAN SACHS GROUP INC	CP				0.2400 / 0.2401					
				8/10/2010	7/30/2010	SALE		(25,000,000.00)	(24,990,000.00)	0.00	14,990,580.56	9,999,419.44
460194	PRIVATE EXPORT FUND CORP	/WELLS FARGO BANK	CP				0.3000 / 0.3002					
				9/8/2010	7/30/2010	SALE		(50,000,000.00)	(49,962,916.67)	0.00	39,965,472.23	9,997,444.44
460706	TORONTO DOMINION BANK NY	/TDSI	YCD				0.2500 / 0.2500					
				7/15/2010	7/15/2010	INT		0.00	0.00	0.00	(5,208.33)	5,208.33
				7/15/2010	7/15/2010	MAT		(25,000,000.00)	(25,000,000.00)	0.00	0.00	25,000,000.00
461953	BANK OF AMERICA CORP	/BANK OF AMERICA	CP				0.1700 / 0.1700					
				7/1/2010	7/1/2010	MAT		(34,532,000.00)	(34,530,532.39)	0.00	(1,467.61)	34,532,000.00
462498	IBM CORP	/CITIGROUP GLOBAL MARKETS	CP				0.1600 / 0.1600					
				7/7/2010	7/7/2010	MAT		(16,410,000.00)	(16,409,051.87)	0.00	(948.13)	16,410,000.00
463148	DUPONT EI DE NEMOURS CO	/CRED SUIS SECURITIES	CP				0.1800 / 0.1800					
				7/16/2010	7/16/2010	MAT		(8,655,000.00)	(8,654,221.05)	0.00	(778.95)	8,655,000.00
463149	FHLB DISC CORP	/BANK OF AMERICA	AGDN				0.2000 / 0.2000					
				7/21/2010	7/21/2010	MAT		(15,000,000.00)	(14,998,083.33)	0.00	(1,916.67)	15,000,000.00

# County of Orange Treasurer-Tax Collector's Office Detail Transaction Report

Transaction Date From 01-Jul-2010 To 31-Jul-2010  
As at : 02-Aug-2010

Deal	Issuer	Broker	Inst Type	Maturity Date	Trans Date	Trans Type	Coupon/Yield(%)	Par Value	Cost	Purchased Interest	(Interest) Amort / (Accret) (Gain) / Loss	Settlement
<b>Fund: Money Market Fund</b>												
463150	FANNIE MAE	/JP MORGAN CHASE & CO	CALLGOVAGY				2.3750 / 2.3503					
				7/6/2012	7/6/2010	EPAY PRI		(35,000,000.00)	(35,414,022.78)	0.00	0.00	35,414,022.78
				7/6/2012	7/6/2010	INT		0.00	0.00		(415,625.00)	415,625.00
463152	FANNIE MAE	/RAYMOND JAMES & ASSOC, IN	CALLGOVAGY				5.0000 / 4.9896					
				5/20/2024	7/6/2010	EPAY PRI		(10,000,000.00)	(10,063,437.78)	0.00	0.00	10,063,437.78
				5/20/2024	7/6/2010	INT		0.00	0.00		(63,888.89)	63,888.89
463714	JP MORGAN CHASE & CO	/RBC	MTNF				0.7044 / 0.2216					
				7/19/2010	7/19/2010	INT		0.00	0.00	0.00	(46,293.42)	46,293.42
				7/19/2010	7/19/2010	MAT		(26,000,000.00)	(26,006,968.00)	0.00	6,968.00	26,000,000.00
463716	FANNIE MAE	/JP MORGAN CHASE & CO	CALLGOVAGY				2.0000 / 1.9828					
				4/8/2013	7/8/2010	LL INTERI		(49,322,000.00)	(49,566,129.10)	0.00	0.00	49,566,129.10
				4/8/2013	7/8/2010	EPAY PRI		(49,322,000.00)	(49,566,129.10)	0.00	0.00	49,566,129.10
464015	WELLS FARGO REPO	/	WFREPOS				0.1500 / 0.1500					
				7/1/2010	7/1/2010	INT		0.00	0.00	0.00	(492.79)	492.79
				7/1/2010	7/1/2010	MAT		(118,269,269.28)	(118,269,269.28)	0.00	0.00	118,269,269.28
464036	CHEVRON FUNDING	/CHEVRON	CP				0.1500 / 0.1500					
				7/12/2010	7/1/2010	PURC		10,000,000.00	9,999,541.67	0.00	0.00	(9,999,541.67)
				7/12/2010	7/12/2010	MAT		(10,000,000.00)	(9,999,541.67)	0.00	(458.33)	10,000,000.00
464039	BANK OF AMERICA CORP	/BANK OF AMERICA	CP				0.1900 / 0.1900					
				7/2/2010	7/1/2010	PURC		40,000,000.00	39,999,788.88	0.00	0.00	(39,999,788.89)
				7/2/2010	7/2/2010	MAT		(40,000,000.00)	(39,999,788.89)	0.00	(211.11)	40,000,000.00
464040	DUPONT EI DE NEMOURS CO	/GOLDMAN SACHS GROUP INC	CP				0.1700 / 0.1700					
				7/7/2010	7/1/2010	PURC		36,000,000.00	35,998,980.01	0.00	0.00	(35,998,980.00)
				7/7/2010	7/7/2010	MAT		(36,000,000.00)	(35,998,980.00)	0.00	(1,020.00)	36,000,000.00
464048	US TREASURY N/B	/CRED SUIS SECURITIES	TBILL				0.1650 / 0.1650					
				7/29/2010	7/1/2010	PURC		50,000,000.00	49,993,583.35	0.00	0.00	(49,993,583.33)
				7/29/2010	7/16/2010	SALE		(50,000,000.00)	(49,993,583.33)	0.00	39,994,088.89	9,999,494.44

## County of Orange Treasurer-Tax Collector's Office Detail Transaction Report

Transaction Date From 01-Jul-2010 To 31-Jul-2010  
As at : 02-Aug-2010

Deal	Issuer	Broker	Inst Type	Maturity Date	Trans Date	Trans Type	Coupon/Yield(%)	Par Value	Cost	Purchased Interest	(Interest) Amort / (Accret) (Gain) / Loss	Settlement
<b>Fund: Money Market Fund</b>												
464049	US TREASURY N/B	/CRED SUIS SECURITIES	TBILL	7/29/2010	7/26/2010	SALE		(50,000,000.00)	(49,993,583.33)	0.00	19,993,920.83	29,999,662.50
				7/29/2010	7/29/2010	MAT		(50,000,000.00)	(49,993,583.33)	0.00	39,993,583.33	10,000,000.00
							0.1650 / 0.1650					
464406	WELLS FARGO REPO	/	WFREPOS	7/29/2010	7/1/2010	PURC		50,000,000.00	49,993,583.35	0.00	0.00	(49,993,583.33)
				7/29/2010	7/19/2010	SALE		(50,000,000.00)	(49,993,583.33)	0.00	39,993,972.22	9,999,611.11
				7/29/2010	7/28/2010	SALE		(50,000,000.00)	(49,993,583.33)	0.00	34,993,610.41	14,999,972.92
				7/29/2010	7/29/2010	MAT		(50,000,000.00)	(49,993,583.33)	0.00	24,993,583.33	25,000,000.00
										0.1500 / 0.1500		
464409	FHLB DISC CORP	/RBC	AGDN	7/2/2010	7/1/2010	PURC		3,256,043.25	3,256,043.25	0.00	0.00	(3,256,043.25)
				7/2/2010	7/2/2010	INT		0.00	0.00	0.00	(13.57)	13.57
				7/2/2010	7/2/2010	MAT		(3,256,043.25)	(3,256,043.25)	0.00	0.00	3,256,043.25
										0.1800 / 0.1800		
464586	WELLS FARGO REPO	/	WFREPOS	7/30/2010	7/2/2010	PURC		48,500,000.00	48,493,210.00	0.00	0.00	(48,493,210.00)
				7/30/2010	7/30/2010	MAT		(48,500,000.00)	(48,493,210.00)	0.00	(6,790.00)	48,500,000.00
							0.1500 / 0.1500					
464803	RABOBANK USA FINANCIAL CORP	/BARCLAYS CAPITAL	CP	7/6/2010	7/2/2010	PURC		143,059.15	143,059.15	0.00	0.00	(143,059.15)
				7/6/2010	7/6/2010	INT		0.00	0.00	0.00	(2.38)	2.38
				7/6/2010	7/6/2010	MAT		(143,059.15)	(143,059.15)	0.00	0.00	143,059.15
							0.2000 / 0.2000					
464845	WELLS FARGO REPO	/	WFREPOS	7/14/2010	7/6/2010	PURC		15,000,000.00	14,999,333.33	0.00	0.00	(14,999,333.33)
				7/14/2010	7/14/2010	MAT		(15,000,000.00)	(14,999,333.33)	0.00	(666.67)	15,000,000.00
							0.1500 / 0.1500					
464852	BANK OF AMERICA CORP	/BANK OF AMERICA	CP	7/7/2010	7/6/2010	PURC		383,505.88	383,505.88	0.00	0.00	(383,505.88)
				7/7/2010	7/7/2010	INT		0.00	0.00	0.00	(1.60)	1.60
				7/7/2010	7/7/2010	MAT		(383,505.88)	(383,505.88)	0.00	0.00	383,505.88
							0.2000 / 0.2000					
464857	FNMA DISCOUNT	/JP MORGAN CHASE & CO	AGDN	7/12/2010	7/7/2010	PURC		11,280,000.00	11,279,686.68	0.00	0.00	(11,279,686.67)
				7/12/2010	7/12/2010	MAT		(11,280,000.00)	(11,279,686.67)	0.00	(313.33)	11,280,000.00
							0.1500 / 0.1500					
				7/15/2010	7/7/2010	PURC		50,000,000.00	49,998,333.35	0.00	0.00	(49,998,333.33)
				7/15/2010	7/15/2010	MAT		(50,000,000.00)	(49,998,333.33)	0.00	(1,666.67)	50,000,000.00

# County of Orange Treasurer-Tax Collector's Office Detail Transaction Report

Transaction Date From 01-Jul-2010 To 31-Jul-2010  
As at : 02-Aug-2010

Deal	Issuer	Broker	Inst Type	Maturity Date	Trans Date	Trans Type	Coupon/Yield(%)	Par Value	Cost	Purchased Interest	(Interest) Amort / (Accret) (Gain) / Loss	Settlement
<b>Fund: Money Market Fund</b>												
465083	WELLS FARGO REPO	/	WFREPOS				0.1500 / 0.1500					
				7/8/2010	7/7/2010	PURC		285,941.98	285,941.98	0.00	0.00	(285,941.98)
				7/8/2010	7/8/2010	INT		0.00	0.00	0.00	(1.19)	1.19
				7/8/2010	7/8/2010	MAT		(285,941.98)	(285,941.98)	0.00	0.00	285,941.98
465094	BANK OF AMERICA CORP	/BANK OF AMERICA	CP				0.2000 / 0.2000					
				7/12/2010	7/8/2010	PURC		15,000,000.00	14,999,666.67	0.00	0.00	(14,999,666.67)
				7/12/2010	7/12/2010	MAT		(15,000,000.00)	(14,999,666.67)	0.00	(333.33)	15,000,000.00
465095	CHEVRON FUNDING	/CHEVRON	CP				0.2000 / 0.2000					
				7/23/2010	7/8/2010	PURC		30,000,000.00	29,997,500.01	0.00	0.00	(29,997,500.00)
				7/23/2010	7/23/2010	MAT		(30,000,000.00)	(29,997,500.00)	0.00	(2,500.00)	30,000,000.00
465100	FED FARM CR BK	/UBS FINANCIAL SERVICES	CALLGOVAGY				0.4700 / 0.4951					
				7/8/2011	7/8/2010	PURC		10,000,000.00	9,997,500.00	0.00	0.00	(9,997,500.00)
465336	WELLS FARGO REPO	/	WFREPOS				0.1500 / 0.1500					
				7/9/2010	7/8/2010	PURC		232,556.13	232,556.13	0.00	0.00	(232,556.13)
				7/9/2010	7/9/2010	INT		0.00	0.00	0.00	(0.97)	0.97
				7/9/2010	7/9/2010	MAT		(232,556.13)	(232,556.13)	0.00	0.00	232,556.13
465612	WELLS FARGO REPO	/	WFREPOS				0.1500 / 0.1500					
				7/12/2010	7/9/2010	PURC		879,921.34	879,921.34	0.00	0.00	(879,921.34)
				7/12/2010	7/12/2010	INT		0.00	0.00	0.00	(11.00)	11.00
				7/12/2010	7/12/2010	MAT		(879,921.34)	(879,921.34)	0.00	0.00	879,921.34
465774	FED HM LN BK BD	/	CALLGOVAGY				0.6000 / 0.5635					
				5/10/2011	7/12/2010	PURC		10,000,000.00	10,013,333.33	0.00	0.00	(10,013,333.33)
465789	FED HM LN BK BD	/	CALLGOVAGY				0.6000 / 0.5635					
				5/10/2011	7/12/2010	PURC		10,000,000.00	10,013,333.33	0.00	0.00	(10,013,333.33)
465826	WELLS FARGO REPO	/	WFREPOS				0.1500 / 0.1500					
				7/13/2010	7/12/2010	PURC		307,579.66	307,579.66	0.00	0.00	(307,579.66)
				7/13/2010	7/13/2010	INT		0.00	0.00	0.00	(1.28)	1.28
				7/13/2010	7/13/2010	MAT		(307,579.66)	(307,579.66)	0.00	0.00	307,579.66

**County of Orange**  
**Treasurer-Tax Collector's Office**  
**Detail Transaction Report**

Transaction Date From 01-Jul-2010 To 31-Jul-2010  
As at : 02-Aug-2010

Deal	Issuer	Broker	Inst Type	Maturity Date	Trans Date	Trans Type	Coupon/ Yield(%)	Par Value	Cost	Purchased Interest	(Interest) Amort / (Accret) (Gain) / Loss	Settlement
<b>Fund: Money Market Fund</b>												
465832	FHLB DISC CORP	/CITIGROUP GLOBAL MARKETS	AGDN				0.1600 / 0.1600					
				7/23/2010	7/13/2010	PURC		50,000,000.00	49,997,777.80	0.00	0.00	(49,997,777.78)
				7/23/2010	7/23/2010	MAT		(50,000,000.00)	(49,997,777.78)	0.00	(2,222.22)	50,000,000.00
465833	FREDDIE DISCOUNT	/MORGAN STANLEY	AGDN				0.1500 / 0.1500					
				7/23/2010	7/13/2010	PURC		15,050,000.00	15,049,372.93	0.00	0.00	(15,049,372.92)
				7/23/2010	7/23/2010	MAT		(15,050,000.00)	(15,049,372.92)	0.00	(627.08)	15,050,000.00
465834	DUPONT EI DE NEMOURS CO	/CRED SUIS SECURITIES	CP				0.1800 / 0.1800					
				7/20/2010	7/13/2010	PURC		23,000,000.00	22,999,195.00	0.00	0.00	(22,999,195.00)
				7/20/2010	7/20/2010	MAT		(23,000,000.00)	(22,999,195.00)	0.00	(805.00)	23,000,000.00
465835	BANK OF AMERICA CORP	/BANK OF AMERICA	CP				0.1900 / 0.1900					
				7/20/2010	7/13/2010	PURC		17,401,000.00	17,400,357.14	0.00	0.00	(17,400,357.13)
				7/20/2010	7/20/2010	MAT		(17,401,000.00)	(17,400,357.13)	0.00	(642.87)	17,401,000.00
466105	WELLS FARGO REPO	/	WFREPOS				0.1500 / 0.1500					
				7/14/2010	7/13/2010	PURC		365,601.13	365,601.13	0.00	0.00	(365,601.13)
				7/14/2010	7/14/2010	INT		0.00	0.00	0.00	(1.52)	1.52
				7/14/2010	7/14/2010	MAT		(365,601.13)	(365,601.13)	0.00	0.00	365,601.13
466386	WAL-MART STORES INC	/CITIGROUP GLOBAL MARKETS	CP				0.1900 / 0.1900					
				8/2/2010	7/15/2010	PURC		50,000,000.00	49,995,250.00	0.00	0.00	(49,995,250.00)
466390	PROCTER & GAMBLE	/BANK OF AMERICA	CP				0.2500 / 0.2502					
				10/12/2010	7/15/2010	PURC		15,000,000.00	14,990,729.18	0.00	0.00	(14,990,729.17)
466859	PRIVATE EXPORT FUND CORP	/JP MORGAN CHASE & CO	CP				0.2800 / 0.2802					
				10/14/2010	7/16/2010	PURC		15,000,000.00	14,989,500.00	0.00	0.00	(14,989,500.00)
466913	WELLS FARGO REPO	/	WFREPOS				0.1500 / 0.1500					
				7/19/2010	7/16/2010	PURC		531,842.70	531,842.70	0.00	0.00	(531,842.70)
				7/19/2010	7/19/2010	INT		0.00	0.00	0.00	(6.65)	6.65
				7/19/2010	7/19/2010	MAT		(531,842.70)	(531,842.70)	0.00	0.00	531,842.70

# County of Orange Treasurer-Tax Collector's Office Detail Transaction Report

Transaction Date From 01-Jul-2010 To 31-Jul-2010  
As at : 02-Aug-2010

Deal	Issuer	Broker	Inst Type	Maturity Date	Trans Date	Trans Type	Coupon/Yield(%)	Par Value	Cost	Purchased Interest	(Interest) Amort / (Accret) (Gain) / Loss	Settlement
<b>Fund: Money Market Fund</b>												
467152	WELLS FARGO REPO	/	WFREPOS				0.1500 / 0.1500					
				7/20/2010	7/19/2010	PURC		802,136.84	802,136.84	0.00	0.00	(802,136.84)
				7/20/2010	7/20/2010	INT		0.00	0.00	0.00	(3.34)	3.34
				7/20/2010	7/20/2010	MAT		(802,136.84)	(802,136.84)	0.00	0.00	802,136.84
467159	BANK OF AMERICA CORP	/BANK OF AMERICA	CP				0.2200 / 0.2200					
				8/6/2010	7/20/2010	PURC		18,000,000.00	17,998,130.00	0.00	0.00	(17,998,130.00)
467344	BANK OF AMERICA CORP	/JEFFERIES & COMPANY	MTNF				0.5158 / 1.0538					
				7/25/2011	7/19/2010	PURC		15,000,000.00	14,918,445.00	18,052.30	0.00	(14,936,497.30)
				7/25/2011	7/26/2010	INT		0.00	0.00	0.00	(19,556.66)	19,556.66
467386	WELLS FARGO REPO	/	WFREPOS				0.1500 / 0.1500					
				7/21/2010	7/20/2010	PURC		522,509.67	522,509.67	0.00	0.00	(522,509.67)
				7/21/2010	7/21/2010	INT		0.00	0.00	0.00	(2.18)	2.18
				7/21/2010	7/21/2010	MAT		(522,509.67)	(522,509.67)	0.00	0.00	522,509.67
467398	NESTLE CAPITAL CORP	/BANK OF AMERICA	CP				0.2000 / 0.2000					
				8/17/2010	7/21/2010	PURC		15,000,000.00	14,997,750.00	0.00	0.00	(14,997,750.00)
467703	WELLS FARGO REPO	/	WFREPOS				0.1500 / 0.1500					
				7/22/2010	7/21/2010	PURC		419,435.20	419,435.20	0.00	0.00	(419,435.20)
				7/22/2010	7/22/2010	INT		0.00	0.00	0.00	(1.75)	1.75
				7/22/2010	7/22/2010	MAT		(419,435.20)	(419,435.20)	0.00	0.00	419,435.20
467803	WELLS FARGO REPO	/	WFREPOS				0.1500 / 0.1500					
				7/23/2010	7/22/2010	PURC		827,552.08	827,552.08	0.00	0.00	(827,552.08)
				7/23/2010	7/23/2010	INT		0.00	0.00	0.00	(3.45)	3.45
				7/23/2010	7/23/2010	MAT		(827,552.08)	(827,552.08)	0.00	0.00	827,552.08
467812	WAL-MART STORES INC	/GOLDMAN SACHS GROUP INC	CP				0.1800 / 0.1800					
				8/6/2010	7/23/2010	PURC		15,000,000.00	14,998,950.00	0.00	0.00	(14,998,950.00)
467815	CHEVRON FUNDING	/CHEVRON	CP				0.1800 / 0.1800					
				8/20/2010	7/23/2010	PURC		40,000,000.00	39,994,400.00	0.00	0.00	(39,994,400.00)

# County of Orange Treasurer-Tax Collector's Office Detail Transaction Report

Transaction Date From 01-Jul-2010 To 31-Jul-2010  
As at : 02-Aug-2010

Deal	Issuer	Broker	Inst Type	Maturity Date	Trans Date	Trans Type	Coupon/Yield(%)	Par Value	Cost	Purchased Interest	(Interest) Amort / (Accret) (Gain) / Loss	Settlement
<b>Fund: Money Market Fund</b>												
467816	RABOBANK NEDERLAND NV NY	/UBS FINANCIAL SERVICES	YCD				0.4000 / 0.3500					
				10/29/2010	7/23/2010	PURC		10,000,000.00	10,001,358.90	1,000.00	0.00	(10,002,358.90)
468020	FED HM LN BK BD	/	CALLGOVAGY				0.6250 / 0.5940					
				5/27/2011	7/23/2010	PURC		10,000,000.00	10,015,273.61	0.00	0.00	(10,015,273.61)
468070	WELLS FARGO REPO	/	WFREPOS				0.1500 / 0.1500					
				7/26/2010	7/23/2010	PURC		248,229.97	248,229.97	0.00	0.00	(248,229.97)
				7/26/2010	7/26/2010	INT		0.00	0.00	0.00	(3.10)	3.10
				7/26/2010	7/26/2010	MAT		(248,229.97)	(248,229.97)	0.00	0.00	248,229.97
468365	FANNIE MAE	/JP MORGAN CHASE & CO	AGN FLOAT1				0.3028 / 0.2457					
				5/13/2011	7/26/2010	PURC		15,000,000.00	15,016,191.65	0.00	0.00	(15,016,191.64)
468366	FREDDIE MAC	/JP MORGAN CHASE & CO	CALLGOVAGY				1.5000 / 1.4929					
				7/30/2012	7/26/2010	PURC		12,740,000.00	12,787,448.02	0.00	0.00	(12,787,448.01)
				7/30/2012	7/30/2010	EPAY PRI		(12,740,000.00)	(12,787,448.01)	0.00	0.00	12,787,448.01
				7/30/2012	7/30/2010	INT		0.00	0.00	0.00	(47,775.00)	47,775.00
468368	FREDDIE MAC	/JP MORGAN CHASE & CO	CALLGOVAGY				2.2500 / 2.2423					
				10/30/2013	7/26/2010	PURC		35,000,000.00	35,195,965.00	0.00	0.00	(35,195,965.00)
				10/30/2013	7/30/2010	LL INTERI		(35,000,000.00)	(35,195,965.00)	0.00	0.00	35,195,965.00
				10/30/2013	7/30/2010	EPAY PRI		(35,000,000.00)	(35,195,965.00)	0.00	0.00	35,195,965.00
468418	WELLS FARGO REPO	/	WFREPOS				0.1500 / 0.1500					
				7/27/2010	7/26/2010	PURC		575,228.11	575,228.11	0.00	0.00	(575,228.11)
				7/27/2010	7/27/2010	INT		0.00	0.00	0.00	(2.40)	2.40
				7/27/2010	7/27/2010	MAT		(575,228.11)	(575,228.11)	0.00	0.00	575,228.11
468420	FREDDIE MAC	/OPPENHEIMER & CO., INC	CALLGOVAGY				1.5000 / 1.4721					
				7/30/2012	7/30/2010	EPAY PRI		(10,000,000.00)	(10,016,833.33)	0.00	0.00	10,016,833.33
				7/30/2012	7/30/2010	INT		0.00	0.00	0.00	(37,500.00)	37,500.00
468425	CHEVRON FUNDING	/CHEVRON	CP				0.1800 / 0.1800					
				8/12/2010	7/27/2010	PURC		25,000,000.00	24,998,000.00	0.00	0.00	(24,998,000.00)
468746	TORONTO DOMINION	/BANK OF AMERICA	CP				0.2000 / 0.2000					

# County of Orange Treasurer-Tax Collector's Office Detail Transaction Report

Transaction Date From 01-Jul-2010 To 31-Jul-2010  
As at : 02-Aug-2010

Deal	Issuer	Broker	Inst Type	Maturity Date	Trans Date	Trans Type	Coupon/Yield(%)	Par Value	Cost	Purchased Interest	(Interest) Amort / (Accret) (Gain) / Loss	Settlement
<b>Fund: Money Market Fund</b>												
				9/3/2010	7/27/2010	PURC		30,000,000.00	29,993,666.67	0.00	0.00	(29,993,666.67)
468748	TORONTO DOMINION	/BANK OF AMERICA	CP				0.2000 / 0.2000					
				8/30/2010	7/27/2010	PURC		10,000,000.00	9,998,111.11	0.00	0.00	(9,998,111.11)
468809	WELLS FARGO REPO	/	WFREPOS				0.1500 / 0.1500					
				7/28/2010	7/27/2010	PURC		542,469.46	542,469.46	0.00	0.00	(542,469.46)
				7/28/2010	7/28/2010	INT		0.00	0.00	0.00	(2.26)	2.26
				7/28/2010	7/28/2010	MAT		(542,469.46)	(542,469.46)	0.00	0.00	542,469.46
468828	FED FARM CR BK	/JEFFERIES & COMPANY	AGN FLOAT1				0.3100 / 0.3303					
				7/28/2011	7/28/2010	PURC		25,000,000.00	24,994,927.50	0.00	0.00	(24,994,927.50)
469072	WELLS FARGO REPO	/	WFREPOS				0.1500 / 0.1500					
				7/29/2010	7/28/2010	PURC		610,894.24	610,894.24	0.00	0.00	(610,894.24)
				7/29/2010	7/29/2010	INT		0.00	0.00	0.00	(2.55)	2.55
				7/29/2010	7/29/2010	MAT		(610,894.24)	(610,894.24)	0.00	0.00	610,894.24
469287	FED HM LN BK BD	/	CALLGOVAGY				0.5000 / 0.4487					
				3/14/2011	7/29/2010	PURC		15,000,000.00	15,036,675.00	0.00	0.00	(15,036,675.00)
469332	WELLS FARGO REPO	/	WFREPOS				0.1500 / 0.1500					
				7/30/2010	7/29/2010	PURC		507,026.10	507,026.10	0.00	0.00	(507,026.10)
				7/30/2010	7/30/2010	INT		0.00	0.00	0.00	(2.11)	2.11
				7/30/2010	7/30/2010	MAT		(507,026.10)	(507,026.10)	0.00	0.00	507,026.10
469566	DUPONT EI DE NEMOURS CO	/CRED SUIS SECURITIES	CP				0.1900 / 0.1900					
				8/18/2010	7/30/2010	PURC		20,000,000.00	19,997,994.44	0.00	0.00	(19,997,994.44)
469570	DUPONT EI DE NEMOURS CO	/CRED SUIS SECURITIES	CP				0.1900 / 0.1900					
				8/20/2010	7/30/2010	PURC		15,000,000.00	14,998,337.51	0.00	0.00	(14,998,337.50)
469572	DUPONT EI DE NEMOURS CO	/CRED SUIS SECURITIES	CP				0.1800 / 0.1800					
				8/19/2010	7/30/2010	PURC		5,000,000.00	4,999,500.00	0.00	0.00	(4,999,500.00)
469575	DUPONT EI DE NEMOURS CO	/CRED SUIS SECURITIES	CP				0.1900 / 0.1900					
				8/17/2010	7/30/2010	PURC		20,000,000.00	19,998,100.00	0.00	0.00	(19,998,100.00)
469580	FHLB DISC CORP	/RBC	AGDN				0.1700 / 0.1700					
				8/27/2010	7/30/2010	PURC		37,695,000.00	37,690,015.89	0.00	0.00	(37,690,015.88)



# County of Orange Treasurer-Tax Collector's Office Detail Transaction Report

Transaction Date From 01-Jul-2010 To 31-Jul-2010  
As at : 02-Aug-2010

Deal	Issuer	Broker	Inst Type	Maturity Date	Trans Date	Trans Type	Coupon/Yield(%)	Par Value	Cost	Purchased Interest	(Interest) Amort / (Accret) (Gain) / Loss	Settlement
<b>Fund: Money Market Fund</b>												
469584	IBM CORP	/CRED SUIS SECURITIES	CP				0.1800 / 0.1800					
				8/12/2010	7/30/2010	PURC		17,282,000.00	17,280,876.67	0.00	0.00	(17,280,876.67)
469633	WELLS FARGO REPO	/	WFREPOS				0.1500 / 0.1500					
				8/2/2010	7/30/2010	PURC		1,708,807.97	1,708,807.97	0.00	0.00	(1,708,807.97)
<b>Sub Total:</b>								<b>(584,337,461.31)</b>	<b>(586,977,004.45)</b>	<b>19,052.30</b>	<b>299,362,572.17</b>	<b>287,595,380.11</b>
<b>Fund: Extended Fund</b>												
319145	GENERAL ELEC CAP CORP	/CRED SUIS SECURITIES	MTNF				3.9938 / 4.3377					
				10/21/2010	7/21/2010	INT		0.00	0.00	0.00	(20,288.84)	20,288.84
372660	TOYOTA MOTOR CREDIT	/TOYOTA MOTOR CREDIT	MTNF				3.6838 / 3.6838					
				1/28/2011	7/28/2010	INT		0.00	0.00	0.00	(249,823.44)	249,823.44
434415	FREDDIE MAC	/JP MORGAN CHASE & CO	AGNF1				3.1500 / 3.1500					
				1/22/2015	7/22/2010	INT		0.00	0.00	0.00	(787,500.00)	787,500.00
				1/22/2015	7/22/2010	SALE		(50,000,000.00)	(50,000,000.00)	0.00	0.00	50,000,000.00
434741	FREDDIE MAC	/UBS FINANCIAL SERVICES	CALLGOVAGY				1.3750 / 1.3750					
				1/25/2012	7/25/2010	INT		0.00	0.00	0.00	(171,875.00)	171,875.00
451997	FREDDIE MAC	/UBS FINANCIAL SERVICES	CALLGOVAGY				2.0000 / 2.0000					
				4/29/2013	7/29/2010	LL INTERI		(50,000,000.00)	(50,000,000.00)	0.00	0.00	50,000,000.00
				4/29/2013	7/29/2010	EPAY PRI		(50,000,000.00)	(50,000,000.00)	0.00	0.00	50,000,000.00
453624	FANNIE MAE	/JLS	STEPGOVAGY				1.0000 / 0.9565					
				1/15/2013	7/15/2010	EPAY PRI		(10,000,000.00)	(10,042,333.33)	0.00	0.00	10,042,333.33
				1/15/2013	7/15/2010	INT		0.00	0.00	0.00	(50,000.00)	50,000.00
458216	FREDDIE MAC	/JP MORGAN CHASE & CO	CALLGOVAGY				1.8750 / 1.7981					
				10/29/2012	7/29/2010	LL INTERI		(16,915,000.00)	(16,973,638.67)	0.00	0.00	16,973,638.67
				10/29/2012	7/29/2010	EPAY PRI		(16,915,000.00)	(16,973,638.67)	0.00	0.00	16,973,638.67
458217	FED FARM CR BK	/RBC	CALLGOVAGY				1.5500 / 1.4017					
				7/19/2012	7/19/2010	INT		0.00	0.00	0.00	(54,250.00)	54,250.00
458220	FED HM LN BK BD	/MORGAN STANLEY	CALLGOVAGY				0.7000 / 0.7000					

# County of Orange Treasurer-Tax Collector's Office Detail Transaction Report

Transaction Date From 01-Jul-2010 To 31-Jul-2010  
As at : 02-Aug-2010

Deal	Issuer	Broker	Inst Type	Maturity Date	Trans Date	Trans Type	Coupon/Yield(%)	Par Value	Cost	Purchased Interest	(Interest) Amort / (Accret) (Gain) / Loss	Settlement
<b>Fund: Extended Fund</b>				7/1/2011	7/1/2010	LL INTERI		(25,000,000.00)	(25,000,000.00)	0.00	0.00	25,000,000.00
				7/1/2011	7/1/2010	EPAY PRI		(25,000,000.00)	(25,000,000.00)	0.00	0.00	25,000,000.00
459843	GENERAL ELEC CAP CORP	/BANK OF AMERICA	CP				0.2000 / 0.2000					
				7/6/2010	7/6/2010	MAT		(40,000,000.00)	(39,994,222.22)	0.00	(5,777.78)	40,000,000.00
460103	WAL-MART FUNDING CORP.	/CRED SUIS SECURITIES	ABCP				0.3500 / 0.3501					
				7/9/2010	7/9/2010	MAT		(50,000,000.00)	(49,985,902.78)	0.00	(14,097.22)	50,000,000.00
460190	GENERAL ELEC CAP CORP	/BANK OF AMERICA	CP				0.2000 / 0.2000					
				7/7/2010	7/7/2010	MAT		(20,000,000.00)	(19,997,111.11)	0.00	(2,888.89)	20,000,000.00
460193	GENERAL ELEC CAP CORP	/BANK OF AMERICA	CP				0.2000 / 0.2000					
				7/8/2010	7/8/2010	MAT		(10,000,000.00)	(9,998,500.00)	0.00	(1,500.00)	10,000,000.00
460386	WAL-MART FUNDING CORP.	/CRED SUIS SECURITIES	ABCP				0.3500 / 0.3501					
				7/9/2010	7/9/2010	MAT		(20,000,000.00)	(19,994,555.56)	0.00	(5,444.44)	20,000,000.00
461435	NETJETS INC.	/GOLDMAN SACHS GROUP INC	CP				0.1800 / 0.1800					
				7/6/2010	7/6/2010	MAT		(19,500,000.00)	(19,498,245.00)	0.00	(1,755.00)	19,500,000.00
461671	CHEVRON FUNDING	/CHEVRON	CP				0.1300 / 0.1300					
				7/8/2010	7/8/2010	MAT		(25,000,000.00)	(24,998,465.28)	0.00	(1,534.72)	25,000,000.00
461958	NESTLE CAPITAL CORP	/CRED SUIS SECURITIES	CP				0.1000 / 0.1000					
				7/12/2010	7/12/2010	MAT		(50,000,000.00)	(49,997,222.22)	0.00	(2,777.78)	50,000,000.00
462430	FANNIE MAE	/JP MORGAN CHASE & CO	CALLGOVAGY				2.0000 / 1.9726					
				4/8/2013	7/8/2010	LL INTERI		(25,000,000.00)	(25,122,366.67)	0.00	0.00	25,122,366.67
				4/8/2013	7/8/2010	EPAY PRI		(25,000,000.00)	(25,122,366.67)	0.00	0.00	25,122,366.67
462431	FANNIE MAE	/JP MORGAN	CALLGOVAGY				2.0000 / 1.9726					
				4/8/2013	7/8/2010	LL INTERI		(50,000,000.00)	(50,244,733.33)	0.00	0.00	50,244,733.33
				4/8/2013	7/8/2010	EPAY PRI		(50,000,000.00)	(50,244,733.33)	0.00	0.00	50,244,733.33
462497	FHLB DISC CORP	/RBS GREENWICH CAPITAL	AGDN				0.0900 / 0.0900					
				7/21/2010	7/21/2010	MAT		(50,000,000.00)	(49,996,625.00)	0.00	(3,375.00)	50,000,000.00

# County of Orange Treasurer-Tax Collector's Office Detail Transaction Report

Transaction Date From 01-Jul-2010 To 31-Jul-2010  
As at : 02-Aug-2010

Deal	Issuer	Broker	Inst Type	Maturity Date	Trans Date	Trans Type	Coupon/Yield(%)	Par Value	Cost	Purchased Interest	(Interest) Amort / (Accret) (Gain) / Loss	Settlement
<b>Fund:</b>	<b>Extended Fund</b>											
463154	BANK OF AMERICA NA	/GOLDMAN SACHS GROUP INC	MTNF				0.3778 / 0.1303					
				7/29/2010	7/29/2010	INT		0.00	0.00	0.00	(23,875.49)	23,875.49
				7/29/2010	7/29/2010	MAT		(25,000,000.00)	(25,005,325.00)	0.00	5,325.00	25,000,000.00
463709	CHEVRON FUNDING	/CHEVRON	CP				0.1300 / 0.1300					
				7/14/2010	7/14/2010	MAT		(28,000,000.00)	(27,998,483.33)	0.00	(1,516.67)	28,000,000.00
463710	CHEVRON FUNDING	/CHEVRON	CP				0.1300 / 0.1300					
				7/13/2010	7/13/2010	MAT		(50,000,000.00)	(49,997,472.22)	0.00	(2,527.78)	50,000,000.00
463757	FNMA DISCOUNT	/BARCLAYS CAPITAL	AGDN				0.0800 / 0.0800					
				7/15/2010	7/15/2010	MAT		(50,000,000.00)	(49,998,333.33)	0.00	(1,666.67)	50,000,000.00
463758	US TREASURY N/B	/JEFFERIES & COMPANY	TBILL				0.0900 / 0.0900					
				7/29/2010	7/29/2010	MAT		(50,000,000.00)	(49,996,375.00)	0.00	(3,625.00)	50,000,000.00
463759	US TREASURY N/B	/JEFFERIES & COMPANY	TBILL				0.1250 / 0.1250					
				8/5/2010	7/30/2010	SALE		(30,000,000.00)	(29,996,250.00)	0.00	24,996,333.33	4,999,916.67
464041	RABOBANK USA FINANCIAL CORP	/GOLDMAN SACHS GROUP INC	CP				0.2200 / 0.2200					
				7/16/2010	7/1/2010	PURC		50,000,000.00	49,995,416.65	0.00	0.00	(49,995,416.67)
				7/16/2010	7/16/2010	MAT		(50,000,000.00)	(49,995,416.67)	0.00	(4,583.33)	50,000,000.00
464042	RABOBANK USA FINANCIAL CORP	/BARCLAYS CAPITAL	CP				0.2200 / 0.2200					
				7/15/2010	7/1/2010	PURC		50,000,000.00	49,995,722.20	0.00	0.00	(49,995,722.22)
				7/15/2010	7/15/2010	MAT		(50,000,000.00)	(49,995,722.22)	0.00	(4,277.78)	50,000,000.00
464043	RABOBANK USA FINANCIAL CORP	/MORGAN STANLEY	CP				0.2200 / 0.2200					
				7/19/2010	7/1/2010	PURC		37,000,000.00	36,995,930.00	0.00	0.00	(36,995,930.00)
				7/19/2010	7/19/2010	MAT		(37,000,000.00)	(36,995,930.00)	0.00	(4,070.00)	37,000,000.00
464053	US TREASURY N/B	/DEUTSCHE	TBILL				0.1370 / 0.1370					
				7/22/2010	7/1/2010	PURC		50,000,000.00	49,996,004.15	0.00	0.00	(49,996,004.17)
				7/22/2010	7/22/2010	MAT		(50,000,000.00)	(49,996,004.17)	0.00	(3,995.83)	50,000,000.00
464804	NETJETS INC.	/GOLDMAN SACHS GROUP INC	CP				0.1900 / 0.1900					

# County of Orange Treasurer-Tax Collector's Office Detail Transaction Report

Transaction Date From 01-Jul-2010 To 31-Jul-2010  
As at : 02-Aug-2010

Deal	Issuer	Broker	Inst Type	Maturity Date	Trans Date	Trans Type	Coupon/Yield(%)	Par Value	Cost	Purchased Interest	(Interest) Amort / (Accret) (Gain) / Loss	Settlement
<b>Fund:</b>	<b>Extended Fund</b>											
				7/21/2010	7/6/2010	PURC		40,800,000.00	40,796,769.99	0.00	0.00	(40,796,770.00)
				7/21/2010	7/21/2010	MAT		(40,800,000.00)	(40,796,770.00)	0.00	(3,230.00)	40,800,000.00
464805	AUTOMATIC DATA PROCESSING, INC	/DEUTSCHE	CP				0.2000 / 0.2000					
				7/7/2010	7/6/2010	PURC		18,700,000.00	18,699,896.10	0.00	0.00	(18,699,896.11)
				7/7/2010	7/7/2010	MAT		(18,700,000.00)	(18,699,896.11)	0.00	(103.89)	18,700,000.00
464849	FED FARM CR BK	/JEFFERIES & COMPANY	AGDN				0.3100 / 0.3107					
				3/31/2011	7/7/2010	PURC		25,000,000.00	24,942,520.83	0.00	0.00	(24,942,520.83)
465043	BERKSHIRE HATHAWAY INC	/RBC	MTNF				0.8581 / 0.8254					
				2/11/2013	7/7/2010	PURC		17,500,000.00	17,514,770.00	23,777.35	0.00	(17,538,547.35)
465093	FREDDIE DISCOUNT	/JP MORGAN CHASE & CO	AGDN				0.4000 / 0.4015					
				6/15/2011	7/8/2010	PURC		50,000,000.00	49,810,000.00	0.00	0.00	(49,810,000.00)
465104	FED HM LN BK BD	/MORGAN STANLEY	CALLGOVAGY				0.6000 / 0.6001					
				8/8/2011	7/8/2010	PURC		25,000,000.00	25,000,000.00	0.00	0.00	(25,000,000.00)
465105	FED HM LN BK BD	/MORGAN STANLEY	CALLGOVAGY				0.6000 / 0.6001					
				8/8/2011	7/8/2010	PURC		50,000,000.00	50,000,000.00	0.00	0.00	(50,000,000.00)
465564	WAL-MART FUNDING CORP.	/CRED SUIS SECURITIES	ABCP				0.3200 / 0.3201					
				8/10/2010	7/9/2010	PURC		50,000,000.00	49,985,777.80	0.00	0.00	(49,985,777.78)
465565	WAL-MART FUNDING CORP.	/CRED SUIS SECURITIES	ABCP				0.3200 / 0.3201					
				8/10/2010	7/9/2010	PURC		20,000,000.00	19,994,311.10	0.00	0.00	(19,994,311.11)
465771	AUTOMATIC DATA PROCESSING, INC	/BARCLAY CAPITAL	CP				0.2000 / 0.2000					
				7/13/2010	7/12/2010	PURC		50,000,000.00	49,999,722.20	0.00	0.00	(49,999,722.22)
				7/13/2010	7/13/2010	MAT		(50,000,000.00)	(49,999,722.22)	0.00	(277.78)	50,000,000.00
465836	CHEVRON FUNDING	/CHEVRON	CP				0.1700 / 0.1700					
				8/3/2010	7/13/2010	PURC		50,000,000.00	49,995,041.65	0.00	0.00	(49,995,041.67)
465839	FED HM LN BK BD	/UBS FINANCIAL SERVICES	AGNF1				0.6700 / 0.6700					

**County of Orange**  
**Treasurer-Tax Collector's Office**  
**Detail Transaction Report**

Transaction Date From 01-Jul-2010 To 31-Jul-2010  
As at : 02-Aug-2010

Deal	Issuer	Broker	Inst Type	Maturity Date	Trans Date	Trans Type	Coupon/ Yield(%)	Par Value	Cost	Purchased Interest	(Interest) Amort / (Accret) (Gain) / Loss	Settlement
<b>Fund:</b>	<b>Extended Fund</b>											
465840	FED HM LN BK BD	/CANTOR FITZGERALD	CALLGOVAGY	1/13/2012	7/13/2010	PURC	0.5500 / 0.5500	50,000,000.00	50,000,000.00	0.00	0.00	(50,000,000.00)
466340	WAL-MART STORES INC	/BARCLAY CAPITAL	CP	7/13/2011	7/13/2010	PURC	0.1700 / 0.1700	47,885,000.00	47,885,000.00	0.00	0.00	(47,885,000.00)
466385	MICROSOFT CORP	/JP MORGAN CHASE & CO	CP	7/28/2010	7/14/2010	PURC	0.1600 / 0.1600	28,000,000.00	27,998,148.89	0.00	0.00	(27,998,148.89)
				7/28/2010	7/28/2010	MAT		(28,000,000.00)	(27,998,148.89)	0.00	(1,851.11)	28,000,000.00
466388	FHLB DISC CORP	/RBC	AGDN	8/12/2010	7/15/2010	PURC	0.1800 / 0.1800	50,000,000.00	49,993,777.80	0.00	0.00	(49,993,777.78)
466391	FED HM LN BK BD	/JP MORGAN CHASE & CO	CALLGOVAGY	8/11/2010	7/15/2010	PURC	0.5000 / 0.5000	32,000,000.00	31,995,680.00	0.00	0.00	(31,995,680.00)
466879	FED HM LN BK BD	/JEFFERIES & COMPANY	AGYMAT	7/15/2011	7/15/2010	PURC	0.3500 / 0.3653	27,100,000.00	27,100,000.00	0.00	0.00	(27,100,000.00)
466922	RABOBANK USA FINANCIAL CORP	/BARCLAYS CAPITAL	CP	4/18/2011	7/16/2010	PURC	0.5400 / 0.5415	50,000,000.00	49,994,238.00	0.00	0.00	(49,994,238.00)
467399	NESTLE CAPITAL CORP	/CRED SUIS SECURITIES	CP	1/19/2011	7/19/2010	PURC	0.2000 / 0.2000	50,000,000.00	49,862,000.00	0.00	0.00	(49,862,000.00)
467403	NETJETS INC.	/GOLDMAN SACHS GROUP INC	CP	8/16/2010	7/21/2010	PURC	0.1800 / 0.1800	50,000,000.00	49,992,777.80	0.00	0.00	(49,992,777.78)
467736	JOHNSON & JOHNSON	/JP MORGAN CHASE & CO	CP	8/9/2010	7/21/2010	PURC	0.1700 / 0.1700	46,000,000.00	45,995,630.00	0.00	0.00	(45,995,630.00)
467737	JOHNSON & JOHNSON	/JP MORGAN CHASE & CO	CP	8/19/2010	7/22/2010	PURC	0.1700 / 0.1700	50,000,000.00	49,993,388.90	0.00	0.00	(49,993,388.89)
467738	NESTLE CAPITAL CORP	/CRED SUIS SECURITIES	CP	8/19/2010	7/22/2010	PURC	0.2000 / 0.2000	25,000,000.00	24,996,694.45	0.00	0.00	(24,996,694.44)
				8/16/2010	7/22/2010	PURC		25,000,000.00	24,996,527.78	0.00	0.00	(24,996,527.78)

# County of Orange Treasurer-Tax Collector's Office Detail Transaction Report

Transaction Date From 01-Jul-2010 To 31-Jul-2010  
As at : 02-Aug-2010

Deal	Issuer	Broker	Inst Type	Maturity Date	Trans Date	Trans Type	Coupon/Yield(%)	Par Value	Cost	Purchased Interest	(Interest) Amort / (Accret) (Gain) / Loss	Settlement
<b>Fund: Extended Fund</b>												
468021	FREDDIE MAC	/JP MORGAN CHASE & CO	CALLGOVAGY				1.8750 / 1.8628					
				10/29/2012	7/23/2010	PURC		10,000,000.00	10,046,540.00	0.00	0.00	(10,046,540.00)
				10/29/2012	7/29/2010	EPAY PRI		(10,000,000.00)	(10,046,540.00)	0.00	0.00	10,046,540.00
				10/29/2012	7/29/2010	INT		0.00	0.00	0.00	(46,875.00)	46,875.00
468816	NETJETS INC.	/GOLDMAN SACHS GROUP INC	CP				0.2000 / 0.2000					
				8/24/2010	7/28/2010	PURC		8,000,000.00	7,998,800.00	0.00	0.00	(7,998,800.00)
468819	FREDDIE MAC	/JP MORGAN CHASE & CO	CALLGOVAGY				2.3500 / 2.2245					
				3/2/2012	7/28/2010	PURC		20,000,000.00	20,229,531.10	0.00	0.00	(20,229,531.11)
469288	FREDDIE MAC	/JP MORGAN CHASE & CO	AGNF1				6.8750 / 0.1905					
				9/15/2010	7/29/2010	PURC		13,825,000.00	14,296,602.24	0.00	0.00	(14,296,602.24)
469289	FREDDIE MAC	/RBC	AGNF1				3.1250 / 0.1903					
				10/25/2010	7/29/2010	PURC		10,195,000.00	10,349,482.01	0.00	0.00	(10,349,482.01)
469290	FANNIE MAE	/JP MORGAN CHASE & CO	AGNF1				2.8750 / 0.2002					
				10/12/2010	7/29/2010	PURC		50,000,000.00	50,697,606.95	0.00	0.00	(50,697,606.94)
469291	FANNIE MAE	/JP MORGAN CHASE & CO	AGNF1				2.8750 / 0.2002					
				10/12/2010	7/29/2010	PURC		25,556,000.00	25,912,560.86	0.00	0.00	(25,912,560.86)
469294	FANNIE MAE	/JP MORGAN CHASE & CO	CALLGOVAGY				2.0000 / 1.9284					
				12/24/2013	7/29/2010	PURC		50,000,000.00	50,214,222.20	0.00	0.00	(50,214,222.22)
469295	FANNIE MAE	/JP MORGAN CHASE & CO	CALLGOVAGY				2.0000 / 1.9284					
				12/24/2013	7/29/2010	PURC		5,250,000.00	5,272,493.33	0.00	0.00	(5,272,493.33)
469585	FED FARM CR BK	/OPPENHEIMER & CO., INC	CALLGOVAGY				2.0000 / 1.9501					
				9/3/2013	7/30/2010	PURC		15,000,000.00	15,069,865.01	0.00	0.00	(15,069,865.00)
<b>Sub Total:</b>								<b>76,981,000.00</b>	<b>77,912,400.99</b>	<b>23,777.35</b>	<b>23,526,293.89</b>	<b>(101,462,472.29)</b>
<b>Fund: Schools Money Market Fund</b>												
423229	FED HM LN BK BD	/CRED SUIS SECURITIES	AGN FLOAT1				0.1480 / 0.1480					
				11/18/2010	7/18/2010	INT		0.00	0.00	0.00	(10,750.00)	10,750.00

# County of Orange Treasurer-Tax Collector's Office Detail Transaction Report

Transaction Date From 01-Jul-2010 To 31-Jul-2010  
As at : 02-Aug-2010

Deal	Issuer	Broker	Inst Type	Maturity Date	Trans Date	Trans Type	Coupon/Yield(%)	Par Value	Cost	Purchased Interest	(Interest) Amort / (Accret) (Gain) / Loss	Settlement
<b>Fund: Schools Money Market Fund</b>												
423230	FED HM LN BK BD	/CRED SUIS SECURITIES	AGN FLOAT1				0.1480 / 0.1480					
				11/18/2010	7/18/2010	INT		0.00	0.00	0.00	(3,225.00)	3,225.00
424919	FED HM LN BK BD	/CRED SUIS SECURITIES	AGN FLOAT1				0.1641 / 0.1641					
				11/26/2010	7/26/2010	INT		0.00	0.00	0.00	(8,079.17)	8,079.17
428240	BAY AREA TOLL AUTHORITY	/STONE & YOUNGBERG	MBVARSFBT				0.2000 / -2.3998					
				8/5/2010	7/1/2010	INT		0.00	0.00	0.00	(1,148.75)	1,148.75
428931	TOYOTA MOTOR CREDIT	/TOYOTA FINANCIAL SERVICES	MTNF				0.2331 / 0.2331					
				12/22/2010	7/22/2010	INT		0.00	0.00	0.00	(5,789.00)	5,789.00
431849	WAL-MART STORES INC	/CRED SUIS SECURITIES	MTN				4.1250 / 0.2502					
				7/1/2010	7/1/2010	INT		0.00	0.00	0.00	(41,250.00)	41,250.00
				7/1/2010	7/1/2010	MAT		(2,000,000.00)	(2,037,180.00)	0.00	37,180.00	2,000,000.00
432146	WELLS FARGO BANK	/RBC	MTNF				0.3844 / 0.3841					
				1/12/2011	7/12/2010	INT		0.00	0.00	0.00	(12,211.27)	12,211.27
432905	FNMA DISCOUNT	/CRED SUIS SECURITIES	AGDN				0.1550 / 0.1551					
				7/7/2010	7/7/2010	MAT		(25,000,000.00)	(24,981,163.19)	0.00	(18,836.81)	25,000,000.00
433664	ROYAL BANK OF CANADA	/RBC	YCDF				0.2331 / 0.2331					
				1/19/2011	7/19/2010	INT		0.00	0.00	0.00	(6,216.39)	6,216.39
433941	BAY AREA TOLL AUTHORITY	/JP MORGAN CHASE & CO	MBVARSFBT				0.1500 / -1.7699					
				8/5/2010	7/1/2010	INT		0.00	0.00	0.00	(1,774.52)	1,774.52
435296	BAY AREA TOLL AUTHORITY	/STONE & YOUNGBERG	MBVARSFBT				0.1500 / -0.4285					
				8/5/2010	7/1/2010	INT		0.00	0.00	0.00	(1,519.89)	1,519.89
436229	JP MORGAN CHASE & CO	/JP MORGAN CHASE & CO	MTNF				0.4213 / 0.2479					
				1/17/2011	7/17/2010	INT		0.00	0.00	0.00	(5,995.64)	5,995.64
438430	GENERAL ELEC CAP CORP	/BARCLAY CAPITAL	MTNF				0.3144 / 0.2496					
				10/6/2010	7/6/2010	INT		0.00	0.00	0.00	(6,575.00)	6,575.00

# County of Orange Treasurer-Tax Collector's Office Detail Transaction Report

Transaction Date From 01-Jul-2010 To 31-Jul-2010  
As at : 02-Aug-2010

Deal	Issuer	Broker	Inst Type	Maturity Date	Trans Date	Trans Type	Coupon/Yield(%)	Par Value	Cost	Purchased Interest	(Interest) Amort / (Accret) (Gain) / Loss	Settlement
<b>Fund: Schools Money Market Fund</b>												
438480	TRIBOROUGH BRDG & TUNL AUTH	/JP MORGAN CHASE & CO	MBVARTRI				0.2000 / -0.9969					
				8/4/2010	7/1/2010	INT		0.00	0.00	0.00	(334.25)	334.25
				8/4/2010	7/1/2010	INT		0.00	0.00	0.00	(11,756.16)	11,756.16
438985	TOYOTA MOTOR CREDIT	/TOYOTA MOTOR CREDIT	MTNF				0.3298 / 0.3298					
				2/22/2011	7/22/2010	INT		0.00	0.00	0.00	(5,591.75)	5,591.75
438987	BAY AREA TOLL AUTHORITY	/JP MORGAN CHASE & CO	MBVARSBT				0.2000 / -0.4950					
				8/5/2010	7/1/2010	INT		0.00	0.00	0.00	(695.89)	695.89
440543	JP MORGAN CHASE & CO	/JP MORGAN CHASE & CO	MTNF				0.4213 / 0.2774					
				1/17/2011	7/17/2010	INT		0.00	0.00	0.00	(29,978.18)	29,978.18
440616	WELLS FARGO BANK	/RBC	MTNF				0.3513 / 0.2982					
				1/12/2011	7/12/2010	INT		0.00	0.00	0.00	(10,820.94)	10,820.94
442667	ROYAL BANK OF CANADA	/RBC	YCDF				0.2300 / 0.2300					
				3/10/2011	7/12/2010	INT		0.00	0.00	0.00	(4,666.67)	4,666.67
443551	TRIBOROUGH BRDG & TUNL AUTH	/JP MORGAN CHASE & CO	MBVARTRI				0.2000 / -12.3752					
				8/4/2010	7/1/2010	INT		0.00	0.00	0.00	(623.22)	623.22
				8/4/2010	7/1/2010	INT		0.00	0.00	0.00	(13,678.44)	13,678.44
445455	RABOBANK NEDERLAND NV NY	/JP MORGAN CHASE & CO	YCDF				0.2461 / 0.2461					
				9/27/2010	7/26/2010	INT		0.00	0.00	0.00	(5,979.38)	5,979.38
451421	FED HM LN BK BD	/DEUTSCHE	AGN FLOAT1				0.2610 / 0.2610					
				10/27/2010	7/27/2010	INT		0.00	0.00	0.00	(13,195.00)	13,195.00
453950	WACHOVIA CORP	/RBC	MTNF				0.3858 / 0.3904					
				7/26/2010	7/26/2010	INT		0.00	0.00	0.00	(24,379.15)	24,379.15
				7/26/2010	7/26/2010	MAT		(25,000,000.00)	(24,999,750.00)	0.00	(250.00)	25,000,000.00
454254	RABOBANK NEDERLAND NV NY	/BARCLAY CAPITAL	YCDF				0.2878 / 0.3000					
				7/23/2010	7/23/2010	INT		0.00	0.00	0.00	(3,637.60)	3,637.60
				7/23/2010	7/23/2010	MAT		(5,000,000.00)	(5,000,595.58)	0.00	595.58	5,000,000.00



# County of Orange Treasurer-Tax Collector's Office Detail Transaction Report

Transaction Date From 01-Jul-2010 To 31-Jul-2010  
As at : 02-Aug-2010

Deal	Issuer	Broker	Inst Type	Maturity Date	Trans Date	Trans Type	Coupon/Yield(%)	Par Value	Cost	Purchased Interest	(Interest) Amort / (Accret) (Gain) / Loss	Settlement
<b>Fund: Schools Money Market Fund</b>												
455158	FED HM LN BK BD	/DEUTSCHE	CALLGOVAGY				0.7000 / 0.7050					
				5/17/2011	7/17/2010	LL INTERI		(10,000,000.00)	(9,999,500.00)	0.00	0.00	9,999,500.00
				5/17/2011	7/17/2010	EPAY PRI		(10,000,000.00)	(9,999,500.00)	0.00	0.00	9,999,500.00
456097	TORONTO DOMINION BANK NY	/TDSI	YCDF				0.3889 / 0.3889					
				5/19/2011	7/19/2010	INT		0.00	0.00	0.00	(4,637.50)	4,637.50
458458	JP MORGAN CHASE & CO	/JP MORGAN CHASE & CO	CP				0.2500 / 0.2501					
				7/2/2010	7/2/2010	MAT		(25,000,000.00)	(24,994,791.67)	0.00	(5,208.33)	25,000,000.00
459042	FED FARM CR BK	/RBC	AGNF1				3.0000 / 0.4957					
				3/3/2011	7/9/2010	SALE		(10,000,000.00)	(10,262,333.33)	0.00	(15,966.67)	10,278,300.00
459238	TORONTO DOMINION BANK NY	/JP MORGAN CHASE & CO	YCD				0.2600 / 0.2500					
				7/14/2010	7/14/2010	INT		0.00	0.00	0.00	(8,496.94)	8,496.94
				7/14/2010	7/14/2010	MAT		(6,500,000.00)	(6,500,065.05)	0.00	65.05	6,500,000.00
459548	FED FARM CR BK	/JP MORGAN CHASE & CO	AGNF1				6.0000 / 0.4443					
				3/7/2011	7/9/2010	SALE		(5,000,000.00)	(5,282,783.33)	0.00	(5,083.34)	5,287,866.67
459796	FANNIE MAE	/BARCLAYS CAPITAL	AGN FLOAT1				0.1878 / 0.1900					
				7/13/2010	7/13/2010	INT		0.00	0.00	0.00	(4,747.42)	4,747.42
				7/13/2010	7/13/2010	MAT		(10,000,000.00)	(10,002,952.46)	0.00	2,952.46	10,000,000.00
459797	FREDDIE MAC	/BARCLAYS CAPITAL	AGN FLOAT1				0.2004 / 0.1901					
				7/14/2010	7/14/2010	INT		0.00	0.00	0.00	(3,039.55)	3,039.55
				7/14/2010	7/14/2010	MAT		(6,000,000.00)	(6,001,930.49)	0.00	1,930.49	6,000,000.00
460106	WAL-MART FUNDING CORP.	/CRED SUIS SECURITIES	ABCP				0.3500 / 0.3501					
				7/9/2010	7/9/2010	MAT		(15,000,000.00)	(14,995,770.83)	0.00	(4,229.17)	15,000,000.00
460384	WAL-MART FUNDING CORP.	/CRED SUIS SECURITIES	ABCP				0.3500 / 0.3501					
				7/9/2010	7/9/2010	MAT		(30,000,000.00)	(29,991,833.33)	0.00	(8,166.67)	30,000,000.00
464016	WELLS FARGO REPO	/	WFREPOS				0.1500 / 0.1500					
				7/1/2010	7/1/2010	INT		0.00	0.00	0.00	(932.35)	932.35
				7/1/2010	7/1/2010	MAT		(223,764,437.87)	(223,764,437.87)	0.00	0.00	223,764,437.87

# County of Orange Treasurer-Tax Collector's Office Detail Transaction Report

Transaction Date From 01-Jul-2010 To 31-Jul-2010  
As at : 02-Aug-2010

Deal	Issuer	Broker	Inst Type	Maturity Date	Trans Date	Trans Type	Coupon/Yield(%)	Par Value	Cost	Purchased Interest	(Interest) Amort / (Accret) (Gain) / Loss	Settlement
<b>Fund: Schools Money Market Fund</b>												
464037	CHEVRON FUNDING	/CHEVRON	CP				0.1500 / 0.1500					
				7/12/2010	7/1/2010	PURC		60,000,000.00	59,997,250.02	0.00	0.00	(59,997,250.00)
				7/12/2010	7/12/2010	MAT		(60,000,000.00)	(59,997,250.00)	0.00	(2,750.00)	60,000,000.00
464038	BANK OF AMERICA CORP	/BANK OF AMERICA	CP				0.1900 / 0.1900					
				7/2/2010	7/1/2010	PURC		25,000,000.00	24,999,868.05	0.00	0.00	(24,999,868.06)
				7/2/2010	7/2/2010	MAT		(25,000,000.00)	(24,999,868.06)	0.00	(131.94)	25,000,000.00
464045	BANK OF AMERICA CORP	/BANK OF AMERICA	CP				0.2200 / 0.2200					
				8/2/2010	7/1/2010	PURC		25,000,000.00	24,995,111.10	0.00	0.00	(24,995,111.11)
464046	GENERAL ELECTRIC CO	/BANK OF AMERICA	CP				0.2100 / 0.2101					
				8/30/2010	7/1/2010	PURC		25,000,000.00	24,991,250.00	0.00	0.00	(24,991,250.00)
464047	PROCTER & GAMBLE	/BANK OF AMERICA	CP				0.1600 / 0.1600					
				7/30/2010	7/1/2010	PURC		20,545,000.00	20,542,351.98	0.00	0.00	(20,542,351.98)
				7/30/2010	7/30/2010	MAT		(20,545,000.00)	(20,542,351.98)	0.00	(2,648.02)	20,545,000.00
464050	US TREASURY N/B	/CRED SUIS SECURITIES	TBILL				0.1650 / 0.1650					
				7/29/2010	7/1/2010	PURC		50,000,000.00	49,993,583.35	0.00	0.00	(49,993,583.33)
				7/29/2010	7/28/2010	SALE		(50,000,000.00)	(49,993,583.33)	0.00	44,993,592.36	4,999,990.97
				7/29/2010	7/29/2010	MAT		(50,000,000.00)	(49,993,583.33)	0.00	4,993,583.33	45,000,000.00
464051	US TREASURY N/B	/CRED SUIS SECURITIES	TBILL				0.1650 / 0.1650					
				7/29/2010	7/1/2010	PURC		50,000,000.00	49,993,583.35	0.00	0.00	(49,993,583.33)
				7/29/2010	7/29/2010	MAT		(50,000,000.00)	(49,993,583.33)	0.00	(6,416.67)	50,000,000.00
464407	WELLS FARGO REPO	/	WFREPOS				0.1500 / 0.1500					
				7/2/2010	7/1/2010	PURC		60,862,286.37	60,862,286.37	0.00	0.00	(60,862,286.37)
				7/2/2010	7/2/2010	INT		0.00	0.00	0.00	(253.59)	253.59
				7/2/2010	7/2/2010	MAT		(60,862,286.37)	(60,862,286.37)	0.00	0.00	60,862,286.37
464411	FHLB DISC CORP	/RBC	AGDN				0.1800 / 0.1800					
				7/30/2010	7/2/2010	PURC		50,000,000.00	49,993,000.00	0.00	0.00	(49,993,000.00)
				7/30/2010	7/30/2010	MAT		(50,000,000.00)	(49,993,000.00)	0.00	(7,000.00)	50,000,000.00
464412	NETJETS INC.	/GOLDMAN SACHS GROUP INC	CP				0.2000 / 0.2000					

# County of Orange Treasurer-Tax Collector's Office Detail Transaction Report

Transaction Date From 01-Jul-2010 To 31-Jul-2010  
As at : 02-Aug-2010

Deal	Issuer	Broker	Inst Type	Maturity Date	Trans Date	Trans Type	Coupon/Yield(%)	Par Value	Cost	Purchased Interest	(Interest) Amort / (Accret) (Gain) / Loss	Settlement
<b>Fund: Schools Money Market Fund</b>												
464413	AUTOMATIC DATA PROCESSING, INC	/DEUTSCHE	CP	8/10/2010	7/2/2010	PURC	0.1900 / 0.1900	25,000,000.00	24,994,583.33	0.00	0.00	(24,994,583.33)
				7/6/2010	7/2/2010	PURC		30,000,000.00	29,999,366.67	0.00	0.00	(29,999,366.67)
				7/6/2010	7/6/2010	MAT		(30,000,000.00)	(29,999,366.67)	0.00	(633.33)	30,000,000.00
464587	WELLS FARGO REPO	/	WFREPOS				0.1500 / 0.1500					
				7/6/2010	7/2/2010	PURC		28,758.64	28,758.64	0.00	0.00	(28,758.64)
				7/6/2010	7/6/2010	INT		0.00	0.00	0.00	(0.48)	0.48
				7/6/2010	7/6/2010	MAT		(28,758.64)	(28,758.64)	0.00	0.00	28,758.64
464802	BANK OF AMERICA CORP	/BANK OF AMERICA	CP				0.2100 / 0.2100					
				7/9/2010	7/6/2010	PURC		15,000,000.00	14,999,737.50	0.00	0.00	(14,999,737.50)
				7/9/2010	7/9/2010	MAT		(15,000,000.00)	(14,999,737.50)	0.00	(262.50)	15,000,000.00
464816	FANNIE MAE	/OPPENHEIMER & CO., INC	STEPGOVAGY				1.0000 / 0.9920					
				1/15/2013	7/6/2010	PURC		12,000,000.00	12,059,388.00	0.00	0.00	(12,059,388.00)
				1/15/2013	7/15/2010	EPAY PRI		(12,000,000.00)	(12,059,388.00)	0.00	0.00	12,059,388.00
				1/15/2013	7/15/2010	INT		0.00	0.00	0.00	(60,000.00)	60,000.00
464846	WELLS FARGO REPO	/	WFREPOS				0.1500 / 0.1500					
				7/7/2010	7/6/2010	PURC		67,211.16	67,211.16	0.00	0.00	(67,211.16)
				7/7/2010	7/7/2010	INT		0.00	0.00	0.00	(0.28)	0.28
				7/7/2010	7/7/2010	MAT		(67,211.16)	(67,211.16)	0.00	0.00	67,211.16
464850	BANK OF AMERICA CORP	/BANK OF AMERICA	CP				0.1900 / 0.1900					
				7/8/2010	7/7/2010	PURC		8,000,000.00	7,999,957.78	0.00	0.00	(7,999,957.78)
				7/8/2010	7/8/2010	MAT		(8,000,000.00)	(7,999,957.78)	0.00	(42.22)	8,000,000.00
464851	RABOBANK USA FINANCIAL CORP	/BARCLAYS CAPITAL	CP				0.2000 / 0.2000					
				7/8/2010	7/7/2010	PURC		10,500,000.00	10,499,941.67	0.00	0.00	(10,499,941.67)
				7/8/2010	7/8/2010	MAT		(10,500,000.00)	(10,499,941.67)	0.00	(58.33)	10,500,000.00
465084	WELLS FARGO REPO	/	WFREPOS				0.1500 / 0.1500					
				7/8/2010	7/7/2010	PURC		46,880.45	46,880.45	0.00	0.00	(46,880.45)
				7/8/2010	7/8/2010	INT		0.00	0.00	0.00	(0.20)	0.20
				7/8/2010	7/8/2010	MAT		(46,880.45)	(46,880.45)	0.00	0.00	46,880.45

# County of Orange Treasurer-Tax Collector's Office Detail Transaction Report

Transaction Date From 01-Jul-2010 To 31-Jul-2010  
As at : 02-Aug-2010

Deal	Issuer	Broker	Inst Type	Maturity Date	Trans Date	Trans Type	Coupon/Yield(%)	Par Value	Cost	Purchased Interest	(Interest) Amort / (Accret) (Gain) / Loss	Settlement
<b>Fund: Schools Money Market Fund</b>												
465098	FED FARM CR BK	/JP MORGAN CHASE & CO	CALLGOVAGY				1.9900 / 1.9766					
				4/15/2013	7/8/2010	PURC		8,770,000.00	8,813,280.44	0.00	0.00	(8,813,280.44)
				4/15/2013	7/15/2010	LL INTERI		(8,770,000.00)	(8,813,280.44)	0.00	0.00	8,813,280.44
				4/15/2013	7/15/2010	EPAY PRI		(8,770,000.00)	(8,813,280.44)	0.00	0.00	8,813,280.44
465102	FED FARM CR BK	/UBS FINANCIAL SERVICES	CALLGOVAGY				0.4700 / 0.4951					
				7/8/2011	7/8/2010	PURC		10,000,000.00	9,997,500.00	0.00	0.00	(9,997,500.00)
465337	WELLS FARGO REPO	/	WFREPOS				0.1500 / 0.1500					
				7/9/2010	7/8/2010	PURC		35,968.23	35,968.23	0.00	0.00	(35,968.23)
				7/9/2010	7/9/2010	INT		0.00	0.00	0.00	(0.15)	0.15
				7/9/2010	7/9/2010	MAT		(35,968.23)	(35,968.23)	0.00	0.00	35,968.23
465613	WELLS FARGO REPO	/	WFREPOS				0.1500 / 0.1500					
				7/12/2010	7/9/2010	PURC		106,432.02	106,432.02	0.00	0.00	(106,432.02)
				7/12/2010	7/12/2010	INT		0.00	0.00	0.00	(1.33)	1.33
				7/12/2010	7/12/2010	MAT		(106,432.02)	(106,432.02)	0.00	0.00	106,432.02
465768	FANNIE MAE	/BANK OF AMERICA	CALLGOVAGY				1.4000 / 1.3866					
				4/19/2012	7/12/2010	PURC		24,715,000.00	24,800,384.84	0.00	0.00	(24,800,384.84)
				4/19/2012	7/19/2010	LL INTERI		(24,715,000.00)	(24,800,384.84)	0.00	0.00	24,800,384.84
				4/19/2012	7/19/2010	EPAY PRI		(24,715,000.00)	(24,800,384.84)	0.00	0.00	24,800,384.84
465770	CHEVRON FUNDING	/CHEVRON	CP				0.1800 / 0.1800					
				7/27/2010	7/12/2010	PURC		50,000,000.00	49,996,250.00	0.00	0.00	(49,996,250.00)
				7/27/2010	7/27/2010	MAT		(50,000,000.00)	(49,996,250.00)	0.00	(3,750.00)	50,000,000.00
465827	WELLS FARGO REPO	/	WFREPOS				0.1500 / 0.1500					
				7/13/2010	7/12/2010	PURC		259,402.76	259,402.76	0.00	0.00	(259,402.76)
				7/13/2010	7/13/2010	INT		0.00	0.00	0.00	(1.08)	1.08
				7/13/2010	7/13/2010	MAT		(259,402.76)	(259,402.76)	0.00	0.00	259,402.76
465837	FREDDIE MAC	/BANK OF AMERICA	CALLGOVAGY				1.2500 / 1.2386					
				1/19/2012	7/13/2010	PURC		6,000,000.00	6,037,270.00	0.00	0.00	(6,037,270.00)
				1/19/2012	7/19/2010	EPAY PRI		(6,000,000.00)	(6,037,270.00)	0.00	0.00	6,037,270.00
				1/19/2012	7/19/2010	INT		0.00	0.00	0.00	(37,500.00)	37,500.00

# County of Orange Treasurer-Tax Collector's Office Detail Transaction Report

Transaction Date From 01-Jul-2010 To 31-Jul-2010  
As at : 02-Aug-2010

Deal	Issuer	Broker	Inst Type	Maturity Date	Trans Date	Trans Type	Coupon/Yield(%)	Par Value	Cost	Purchased Interest	(Interest) Amort / (Accret) (Gain) / Loss	Settlement
<b>Fund: Schools Money Market Fund</b>												
466106	WELLS FARGO REPO	/	WFREPOS				0.1500 / 0.1500					
				7/14/2010	7/13/2010	PURC		70,619.72	70,619.72	0.00	0.00	(70,619.72)
				7/14/2010	7/14/2010	INT		0.00	0.00	0.00	(0.29)	0.29
				7/14/2010	7/14/2010	MAT		(70,619.72)	(70,619.72)	0.00	0.00	70,619.72
466337	WAL-MART FUNDING CORP.	/CRED SUIS SECURITIES	ABCP				0.3200 / 0.3201					
				8/10/2010	7/14/2010	PURC		20,000,000.00	19,995,200.00	0.00	0.00	(19,995,200.00)
466338	BANK OF AMERICA CORP	/BANK OF AMERICA	CP				0.1700 / 0.1700					
				7/15/2010	7/14/2010	PURC		15,000,000.00	14,999,929.17	0.00	0.00	(14,999,929.17)
				7/15/2010	7/15/2010	MAT		(15,000,000.00)	(14,999,929.17)	0.00	(70.83)	15,000,000.00
466339	PROCTER & GAMBLE	/BANK OF AMERICA	CP				0.1800 / 0.1800					
				8/3/2010	7/14/2010	PURC		8,000,000.00	7,999,200.00	0.00	0.00	(7,999,200.00)
466383	WELLS FARGO REPO	/	WFREPOS				0.1500 / 0.1500					
				7/15/2010	7/14/2010	PURC		88,647.80	88,647.80	0.00	0.00	(88,647.80)
				7/15/2010	7/15/2010	INT		0.00	0.00	0.00	(0.37)	0.37
				7/15/2010	7/15/2010	MAT		(88,647.80)	(88,647.80)	0.00	0.00	88,647.80
466387	WAL-MART STORES INC	/BARCLAYS CAPITAL	CP				0.1700 / 0.1700					
				7/26/2010	7/15/2010	PURC		18,000,000.00	17,999,065.01	0.00	0.00	(17,999,065.00)
				7/26/2010	7/26/2010	MAT		(18,000,000.00)	(17,999,065.00)	0.00	(935.00)	18,000,000.00
466389	FHLB DISC CORP	/RBC	AGDN				0.1800 / 0.1800					
				8/11/2010	7/15/2010	PURC		25,000,000.00	24,996,625.00	0.00	0.00	(24,996,625.00)
466392	FED HM LN BK BD	/JP MORGAN CHASE & CO	CALLGOVAGY				0.5000 / 0.5000					
				7/15/2011	7/15/2010	PURC		10,000,000.00	10,000,000.00	0.00	0.00	(10,000,000.00)
466622	WELLS FARGO REPO	/	WFREPOS				0.1500 / 0.1500					
				7/16/2010	7/15/2010	PURC		142,874.03	142,874.03	0.00	0.00	(142,874.03)
				7/16/2010	7/16/2010	INT		0.00	0.00	0.00	(0.60)	0.60
				7/16/2010	7/16/2010	MAT		(142,874.03)	(142,874.03)	0.00	0.00	142,874.03
466860	NESTLE CAPITAL CORP	/BANK OF AMERICA	CP				0.1600 / 0.1600					
				8/6/2010	7/16/2010	PURC		22,000,000.00	21,997,946.67	0.00	0.00	(21,997,946.67)

# County of Orange Treasurer-Tax Collector's Office Detail Transaction Report

Transaction Date From 01-Jul-2010 To 31-Jul-2010  
As at : 02-Aug-2010

Deal	Issuer	Broker	Inst Type	Maturity Date	Trans Date	Trans Type	Coupon/Yield(%)	Par Value	Cost	Purchased Interest	(Interest) Amort / (Accret) (Gain) / Loss	Settlement
<b>Fund: Schools Money Market Fund</b>												
466880	FREDDIE MAC	/JP MORGAN CHASE & CO	CALLGOVAGY				2.1250 / 2.1135					
				4/22/2013	7/16/2010	PURC		20,000,000.00	20,105,566.66	0.00	0.00	(20,105,566.67)
				4/22/2013	7/22/2010	EPAY PRI		(20,000,000.00)	(20,105,566.67)	0.00	0.00	20,105,566.67
				4/22/2013	7/22/2010	INT		0.00	0.00	0.00	(106,250.00)	106,250.00
466914	WELLS FARGO REPO	/	WFREPOS				0.1500 / 0.1500					
				7/19/2010	7/16/2010	PURC		102,611.15	102,611.15	0.00	0.00	(102,611.15)
				7/19/2010	7/19/2010	INT		0.00	0.00	0.00	(1.28)	1.28
				7/19/2010	7/19/2010	MAT		(102,611.15)	(102,611.15)	0.00	0.00	102,611.15
466931	FREDDIE MAC	/JP MORGAN CHASE & CO	CALLGOVAGY				3.2500 / 3.2416					
				4/23/2015	7/19/2010	PURC		41,525,000.00	41,861,306.37	0.00	0.00	(41,861,306.37)
				4/23/2015	7/23/2010	PL INTERI		(41,525,000.00)	(41,861,306.37)	0.00	0.00	41,861,306.37
				4/23/2015	7/23/2010	EPAY PRI		(41,525,000.00)	(41,861,306.37)	0.00	0.00	41,861,306.37
467153	WELLS FARGO REPO	/	WFREPOS				0.1500 / 0.1500					
				7/20/2010	7/19/2010	PURC		228,840.67	228,840.67	0.00	0.00	(228,840.67)
				7/20/2010	7/20/2010	INT		0.00	0.00	0.00	(0.95)	0.95
				7/20/2010	7/20/2010	MAT		(228,840.67)	(228,840.67)	0.00	0.00	228,840.67
467163	GENERAL ELEC CAP CORP	/WELLS FARGO BANK	MTN				5.0000 / 0.5317					
				12/1/2010	7/20/2010	PURC		12,769,000.00	12,975,474.73	86,900.14	0.00	(13,062,374.87)
467343	BANK OF AMERICA CORP	/JEFFERIES & COMPANY	MTNF				0.5158 / 1.0538					
				7/25/2011	7/19/2010	PURC		15,000,000.00	14,918,445.00	18,052.30	0.00	(14,936,497.30)
				7/25/2011	7/26/2010	INT		0.00	0.00	0.00	(19,556.66)	19,556.66
467387	WELLS FARGO REPO	/	WFREPOS				0.1500 / 0.1500					
				7/21/2010	7/20/2010	PURC		104,733.05	104,733.05	0.00	0.00	(104,733.05)
				7/21/2010	7/21/2010	INT		0.00	0.00	0.00	(0.44)	0.44
				7/21/2010	7/21/2010	MAT		(104,733.05)	(104,733.05)	0.00	0.00	104,733.05
467704	WELLS FARGO REPO	/	WFREPOS				0.1500 / 0.1500					
				7/22/2010	7/21/2010	PURC		138,583.68	138,583.68	0.00	0.00	(138,583.68)
				7/22/2010	7/22/2010	INT		0.00	0.00	0.00	(0.58)	0.58
				7/22/2010	7/22/2010	MAT		(138,583.68)	(138,583.68)	0.00	0.00	138,583.68

# County of Orange Treasurer-Tax Collector's Office Detail Transaction Report

Transaction Date From 01-Jul-2010 To 31-Jul-2010  
As at : 02-Aug-2010

Deal	Issuer	Broker	Inst Type	Maturity Date	Trans Date	Trans Type	Coupon/Yield(%)	Par Value	Cost	Purchased Interest	(Interest) Amort / (Accret) (Gain) / Loss	Settlement
<b>Fund: Schools Money Market Fund</b>												
467744	FED HM LN BK BD	/JEFFERIES & COMPANY	CALLGOVAGY				2.0000 / 1.9876					
				7/27/2012	7/22/2010	PURC		4,750,000.00	4,797,333.43	0.00	0.00	(4,797,333.43)
				7/27/2012	7/27/2010	EPAY PRI		(4,750,000.00)	(4,797,333.43)	0.00	0.00	4,797,333.43
				7/27/2012	7/27/2010	INT		0.00	0.00	0.00	(47,500.00)	47,500.00
467804	WELLS FARGO REPO	/	WFREPOS				0.1500 / 0.1500					
				7/23/2010	7/22/2010	PURC		10,752,929.34	10,752,929.34	0.00	0.00	(10,752,929.34)
				7/23/2010	7/23/2010	INT		0.00	0.00	0.00	(44.80)	44.80
				7/23/2010	7/23/2010	MAT		(10,752,929.34)	(10,752,929.34)	0.00	0.00	10,752,929.34
467811	WAL-MART STORES INC	/GOLDMAN SACHS GROUP INC	CP				0.1800 / 0.1800					
				8/5/2010	7/23/2010	PURC		15,000,000.00	14,999,025.00	0.00	0.00	(14,999,025.00)
467813	BANK OF AMERICA CORP	/BANK OF AMERICA	CP				0.1700 / 0.1700					
				7/26/2010	7/23/2010	PURC		15,000,000.00	14,999,787.50	0.00	0.00	(14,999,787.50)
				7/26/2010	7/26/2010	MAT		(15,000,000.00)	(14,999,787.50)	0.00	(212.50)	15,000,000.00
467814	DUPONT EI DE NEMOURS CO	/CRED SUIS SECURITIES	CP				0.1800 / 0.1800					
				7/28/2010	7/23/2010	PURC		7,000,000.00	6,999,825.00	0.00	0.00	(6,999,825.00)
				7/28/2010	7/28/2010	MAT		(7,000,000.00)	(6,999,825.00)	0.00	(175.00)	7,000,000.00
468027	FANNIE MAE	/JP MORGAN CHASE & CO	AGN FLOAT1				0.3028 / 0.2451					
				5/13/2011	7/23/2010	PURC		15,000,000.00	15,015,963.14	0.00	0.00	(15,015,963.13)
468071	WELLS FARGO REPO	/	WFREPOS				0.1500 / 0.1500					
				7/26/2010	7/23/2010	PURC		72,751.54	72,751.54	0.00	0.00	(72,751.54)
				7/26/2010	7/26/2010	INT		0.00	0.00	0.00	(0.91)	0.91
				7/26/2010	7/26/2010	MAT		(72,751.54)	(72,751.54)	0.00	0.00	72,751.54
468078	AUTOMATIC DATA PROCESSING, INC	/BARCLAYS CAPITAL	CP				0.2000 / 0.2000					
				7/27/2010	7/26/2010	PURC		50,000,000.00	49,999,722.20	0.00	0.00	(49,999,722.22)
				7/27/2010	7/27/2010	MAT		(50,000,000.00)	(49,999,722.22)	0.00	(277.78)	50,000,000.00
468079	AUTOMATIC DATA PROCESSING, INC	/BARCLAYS CAPITAL	CP				0.2000 / 0.2000					
				7/27/2010	7/26/2010	PURC		1,000,000.00	999,994.44	0.00	0.00	(999,994.44)

**County of Orange**  
**Treasurer-Tax Collector's Office**  
**Detail Transaction Report**

Transaction Date From 01-Jul-2010 To 31-Jul-2010  
As at : 02-Aug-2010

Deal	Issuer	Broker	Inst Type	Maturity Date	Trans Date	Trans Type	Coupon/ Yield(%)	Par Value	Cost	Purchased Interest	(Interest) Amort / (Accret) (Gain) / Loss	Settlement
<b>Fund: Schools Money Market Fund</b>												
468419	WELLS FARGO REPO	/	WFREPOS	7/27/2010	7/27/2010	MAT	0.1500 / 0.1500	(1,000,000.00)	(999,994.44)	0.00	(5.56)	1,000,000.00
				7/27/2010	7/26/2010	PURC		1,820,277.18	1,820,277.18	0.00	0.00	(1,820,277.18)
				7/27/2010	7/27/2010	INT		0.00	0.00	0.00	(7.58)	7.58
				7/27/2010	7/27/2010	MAT		(1,820,277.18)	(1,820,277.18)	0.00	0.00	1,820,277.18
468423	WAL-MART STORES INC	/CRED SUIS SECURITIES	CP				0.1900 / 0.1900					
				8/4/2010	7/27/2010	PURC		20,000,000.00	19,999,155.56	0.00	0.00	(19,999,155.56)
468424	DUPONT EI DE NEMOURS CO	/GOLDMAN SACHS GROUP INC	CP				0.1800 / 0.1800					
				8/2/2010	7/27/2010	PURC		16,195,000.00	16,194,514.15	0.00	0.00	(16,194,514.15)
468426	CHEVRON FUNDING	/CHEVRON	CP				0.1800 / 0.1800					
				8/12/2010	7/27/2010	PURC		25,000,000.00	24,998,000.00	0.00	0.00	(24,998,000.00)
468427	DUPONT EI DE NEMOURS CO	/CRED SUIS SECURITIES	CP				0.1800 / 0.1800					
				8/5/2010	7/27/2010	PURC		25,000,000.00	24,998,875.00	0.00	0.00	(24,998,875.00)
468744	AUTOMATIC DATA PROCESSING, INC	/BARCLAYS CAPITAL	CP				0.2000 / 0.2000					
				7/28/2010	7/27/2010	PURC		50,000,000.00	49,999,722.20	0.00	0.00	(49,999,722.22)
				7/28/2010	7/28/2010	MAT		(50,000,000.00)	(49,999,722.22)	0.00	(277.78)	50,000,000.00
468745	AUTOMATIC DATA PROCESSING, INC	/BANK OF AMERICA	CP				0.2000 / 0.2000					
				7/28/2010	7/27/2010	PURC		10,000,000.00	9,999,944.44	0.00	0.00	(9,999,944.44)
				7/28/2010	7/28/2010	MAT		(10,000,000.00)	(9,999,944.44)	0.00	(55.56)	10,000,000.00
468747	TORONTO DOMINION	/BANK OF AMERICA	CP				0.2000 / 0.2000					
				8/27/2010	7/27/2010	PURC		15,000,000.00	14,997,416.67	0.00	0.00	(14,997,416.67)
468750	FED HM LN BK BD	/OPPENHEIMER & CO., INC	CALLGOVAGY				1.5000 / 1.4914					
				8/2/2012	7/27/2010	PURC		10,000,000.00	10,074,606.67	0.00	0.00	(10,074,606.67)
468773	FED HM LN BK BD	/	CALLGOVAGY				0.6000 / 0.5635					
				5/10/2011	7/12/2010	PURC		5,000,000.00	5,006,666.67	0.00	0.00	(5,006,666.67)
468810	WELLS FARGO REPO	/	WFREPOS				0.1500 / 0.1500					



# County of Orange Treasurer-Tax Collector's Office Detail Transaction Report

Transaction Date From 01-Jul-2010 To 31-Jul-2010  
As at : 02-Aug-2010

Deal	Issuer	Broker	Inst Type	Maturity Date	Trans Date	Trans Type	Coupon/Yield(%)	Par Value	Cost	Purchased Interest	(Interest) Amort / (Accret) (Gain) / Loss	Settlement
<b>Fund: Schools Money Market Fund</b>												
				7/28/2010	7/27/2010	PURC		550,978.56	550,978.56	0.00	0.00	(550,978.56)
				7/28/2010	7/28/2010	INT		0.00	0.00	0.00	(2.30)	2.30
				7/28/2010	7/28/2010	MAT		(550,978.56)	(550,978.56)	0.00	0.00	550,978.56
468829	FED FARM CR BK	/JEFFERIES & COMPANY	AGN FLOAT1				0.3100 / 0.3303					
				7/28/2011	7/28/2010	PURC		15,000,000.00	14,996,956.50	0.00	0.00	(14,996,956.50)
469073	WELLS FARGO REPO	/	WFREPOS				0.1500 / 0.1500					
				7/29/2010	7/28/2010	PURC		224,528.47	224,528.47	0.00	0.00	(224,528.47)
				7/29/2010	7/29/2010	INT		0.00	0.00	0.00	(0.94)	0.94
				7/29/2010	7/29/2010	MAT		(224,528.47)	(224,528.47)	0.00	0.00	224,528.47
469280	RABOBANK USA FINANCIAL CORP	/JP MORGAN CHASE & CO	CP				0.1700 / 0.1700					
				7/30/2010	7/29/2010	PURC		15,000,000.00	14,999,929.17	0.00	0.00	(14,999,929.17)
				7/30/2010	7/30/2010	MAT		(15,000,000.00)	(14,999,929.17)	0.00	(70.83)	15,000,000.00
469282	BANK OF AMERICA CORP	/BANK OF AMERICA	CP				0.1800 / 0.1800					
				8/2/2010	7/29/2010	PURC		10,000,000.00	9,999,800.00	0.00	0.00	(9,999,800.00)
469283	WAL-MART STORES INC	/CITIGROUP GLOBAL MARKETS	CP				0.1900 / 0.1900					
				8/9/2010	7/29/2010	PURC		10,000,000.00	9,999,419.44	0.00	0.00	(9,999,419.44)
469284	JP MORGAN CHASE & CO	/JP MORGAN CHASE & CO	CP				0.2200 / 0.2200					
				8/18/2010	7/29/2010	PURC		20,000,000.00	19,997,555.56	0.00	0.00	(19,997,555.56)
469285	CHEVRON FUNDING	/CHEVRON	CP				0.1800 / 0.1800					
				8/5/2010	7/29/2010	PURC		10,000,000.00	9,999,650.00	0.00	0.00	(9,999,650.00)
469286	JOHNSON & JOHNSON	/JP MORGAN CHASE & CO	CP				0.1600 / 0.1600					
				8/10/2010	7/29/2010	PURC		26,400,000.00	26,398,592.01	0.00	0.00	(26,398,592.00)
469333	WELLS FARGO REPO	/	WFREPOS				0.1500 / 0.1500					
				7/30/2010	7/29/2010	PURC		141,314.66	141,314.66	0.00	0.00	(141,314.66)
				7/30/2010	7/30/2010	INT		0.00	0.00	0.00	(0.59)	0.59
				7/30/2010	7/30/2010	MAT		(141,314.66)	(141,314.66)	0.00	0.00	141,314.66
469567	PRIVATE EXPORT FUND CORP	/JP MORGAN CHASE & CO	CP				0.2000 / 0.2000					

**County of Orange**  
**Treasurer-Tax Collector's Office**  
**Detail Transaction Report**

Transaction Date From 01-Jul-2010 To 31-Jul-2010  
As at : 02-Aug-2010

Deal	Issuer	Broker	Inst Type	Maturity Date	Trans Date	Trans Type	Coupon/Yield(%)	Par Value	Cost	Purchased Interest	(Interest) Amort / (Accret) (Gain) / Loss	Settlement
<b>Fund: Schools Money Market Fund</b>												
				9/8/2010	7/30/2010	PURC		10,000,000.00	9,997,777.78	0.00	0.00	(9,997,777.78)
469568	JP MORGAN CHASE & CO	/JP MORGAN CHASE & CO	CP				0.2400 / 0.2400					
				8/18/2010	7/30/2010	PURC		10,000,000.00	9,998,733.33	0.00	0.00	(9,998,733.33)
469573	NESTLE CAPITAL CORP	/MORGAN STANLEY	CP				0.1800 / 0.1800					
				8/10/2010	7/30/2010	PURC		10,000,000.00	9,999,450.00	0.00	0.00	(9,999,450.00)
469574	DUPONT EI DE NEMOURS CO	/CRED SUIS SECURITIES	CP				0.1800 / 0.1800					
				8/19/2010	7/30/2010	PURC		10,000,000.00	9,999,000.00	0.00	0.00	(9,999,000.00)
469583	IBM CORP	/CITIGROUP GLOBAL MARKETS	CP				0.1800 / 0.1800					
				8/6/2010	7/30/2010	PURC		42,000,000.00	41,998,530.00	0.00	0.00	(41,998,530.00)
469593	FED HM LN BK BD	/CASTLE OAK SECURITIES	AGN FLOAT3				0.2900 / 0.2900					
				7/29/2011	7/30/2010	PURC		20,000,000.00	20,000,000.00	0.00	0.00	(20,000,000.00)
469608	FREDDIE MAC	/CASTLE OAK SECURITIES	AGN FLOAT1				0.2044 / 0.2044					
				2/1/2011	7/28/2010	PURC		4,000,000.00	4,001,998.38	0.00	0.00	(4,001,998.38)
469634	WELLS FARGO REPO	/	WFREPOS				0.1500 / 0.1500					
				8/2/2010	7/30/2010	PURC		916,067.72	916,067.72	0.00	0.00	(916,067.72)
<b>Sub Total:</b>								<b>9,005,629.85</b>	<b>8,165,947.29</b>	<b>104,952.44</b>	<b>49,423,534.01</b>	<b>(57,694,433.74)</b>
<b>Fund: 283-John Wayne Airport</b>												
428242	BAY AREA TOLL AUTHORITY	/STONE & YOUNGBERG	MBVARSBFT				0.2000 / -2.3998					
				8/5/2010	7/1/2010	INT		0.00	0.00	0.00	(335.89)	335.89
428736	FED HM LN BK BD	/PIPER JAFFRAY & CO	AGNF1				3.3000 / 0.4052					
				10/29/2010	7/29/2010	INT		0.00	0.00	0.00	(4,125.00)	4,125.00
433665	ROYAL BANK OF CANADA	/RBC	YCDF				0.2331 / 0.2331					
				1/19/2011	7/19/2010	INT		0.00	0.00	0.00	(540.56)	540.56
436603	FREDDIE MAC	/RAYMOND JAMES & ASSOC, IN	CALLGOVAGY				4.5000 / 0.5000					
				7/6/2010	7/6/2010	INT		0.00	0.00	0.00	(2,025.00)	2,025.00

**County of Orange**  
**Treasurer-Tax Collector's Office**  
**Detail Transaction Report**

Transaction Date From 01-Jul-2010 To 31-Jul-2010  
As at : 02-Aug-2010

Deal	Issuer	Broker	Inst Type	Maturity Date	Trans Date	Trans Type	Coupon/ Yield(%)	Par Value	Cost	Purchased Interest	(Interest) Amort / (Accret) (Gain) / Loss	Settlement
<b>Fund: 283-John Wayne Airport</b>												
				7/6/2010	7/6/2010	MAT		(90,000.00)	(91,831.14)	0.00	1,831.14	90,000.00
438983	TRIBOROUGH BRDG & TUNL AUTH	/JP MORGAN CHASE & CO	MBVARTRI				0.2000 / -1.4756					
				8/4/2010	7/1/2010	INT		0.00	0.00	0.00	(45.28)	45.28
				8/4/2010	7/1/2010	INT		0.00	0.00	0.00	(1,592.95)	1,592.95
450637	TORONTO DOMINION BANK NY	/JP MORGAN CHASE & CO	YCDF				0.2486 / 0.2588					
				11/5/2010	7/6/2010	INT		0.00	0.00	0.00	(565.31)	565.31
458467	JP MORGAN CHASE & CO	/JP MORGAN CHASE & CO	CP				0.2500 / 0.2501					
				7/2/2010	7/2/2010	MAT		(1,000,000.00)	(999,791.67)	0.00	(208.33)	1,000,000.00
459249	FED HM LN BK BD	/BARCLAY CAPITAL	AGNF1				1.0600 / 0.1796					
				7/13/2010	7/13/2010	INT		0.00	0.00	0.00	(2,443.89)	2,443.89
				7/13/2010	7/13/2010	MAT		(1,000,000.00)	(1,002,263.89)	0.00	2,263.89	1,000,000.00
459798	FED HM LN BK BD	/RAYMOND JAMES & ASSOC, IN	AGNF1				1.3000 / 0.2537					
				7/30/2010	7/30/2010	INT		0.00	0.00	0.00	(2,600.00)	2,600.00
				7/30/2010	7/30/2010	MAT		(400,000.00)	(402,455.33)	0.00	2,455.33	400,000.00
460105	WAL-MART FUNDING CORP.	/CRED SUIS SECURITIES	ABCP				0.3500 / 0.3501					
				7/9/2010	7/9/2010	MAT		(1,000,000.00)	(999,718.06)	0.00	(281.94)	1,000,000.00
460640	WAL-MART FUNDING CORP.	/CRED SUIS SECURITIES	ABCP				0.3500 / 0.3501					
				7/9/2010	7/9/2010	MAT		(1,000,000.00)	(999,756.94)	0.00	(243.06)	1,000,000.00
460696	JOHNSON & JOHNSON	/CITIGROUP GLOBAL MARKETS	CP				0.1500 / 0.1500					
				7/26/2010	7/26/2010	MAT		(1,400,000.00)	(1,399,760.83)	0.00	(239.17)	1,400,000.00
461956	CHEVRON FUNDING	/CHEVRON	CP				0.1400 / 0.1400					
				7/7/2010	7/7/2010	MAT		(2,000,000.00)	(1,999,883.33)	0.00	(116.67)	2,000,000.00
462424	FHLB DISC CORP	/BARCLAYS CAPITAL	AGDN				0.0900 / 0.0900					
				7/21/2010	7/21/2010	MAT		(1,500,000.00)	(1,499,895.00)	0.00	(105.00)	1,500,000.00

# County of Orange Treasurer-Tax Collector's Office Detail Transaction Report

Transaction Date From 01-Jul-2010 To 31-Jul-2010  
As at : 02-Aug-2010

Deal	Issuer	Broker	Inst Type	Maturity Date	Trans Date	Trans Type	Coupon/Yield(%)	Par Value	Cost	Purchased Interest	(Interest) Amort / (Accret) (Gain) / Loss	Settlement
<b>Fund: 283-John Wayne Airport</b>												
462762	FREDDIE DISCOUNT	/JEFF	AGDN				0.0850 / 0.0850					
				7/23/2010	7/23/2010	MAT		(1,200,000.00)	(1,199,920.67)	0.00	(79.33)	1,200,000.00
463713	NETJETS INC.	/GOLDMAN SACHS GROUP INC	CP				0.1500 / 0.1500					
				7/28/2010	7/28/2010	MAT		(2,000,000.00)	(1,999,758.33)	0.00	(241.67)	2,000,000.00
464044	RABOBANK USA FINANCIAL CORP	/MORGAN STANLEY	CP				0.2300 / 0.2300					
				7/22/2010	7/1/2010	PURC		1,000,000.00	999,865.83	0.00	0.00	(999,865.83)
				7/22/2010	7/22/2010	MAT		(1,000,000.00)	(999,865.83)	0.00	(134.17)	1,000,000.00
464052	US TREASURY N/B	/JP MORGAN CHASE & CO	TBILL				0.1600 / 0.1600					
				7/29/2010	7/1/2010	PURC		2,000,000.00	1,999,751.11	0.00	0.00	(1,999,751.11)
				7/29/2010	7/29/2010	MAT		(2,000,000.00)	(1,999,751.11)	0.00	(248.89)	2,000,000.00
464408	RABOBANK USA FINANCIAL CORP	/JP MORGAN CHASE & CO	CP				0.2200 / 0.2200					
				7/16/2010	7/2/2010	PURC		1,000,000.00	999,914.44	0.00	0.00	(999,914.44)
				7/16/2010	7/16/2010	MAT		(1,000,000.00)	(999,914.44)	0.00	(85.56)	1,000,000.00
464410	FHLB DISC CORP	/RBC	AGDN				0.1800 / 0.1800					
				7/30/2010	7/2/2010	PURC		1,500,000.00	1,499,790.00	0.00	0.00	(1,499,790.00)
				7/30/2010	7/30/2010	MAT		(1,500,000.00)	(1,499,790.00)	0.00	(210.00)	1,500,000.00
464415	US TREASURY N/B	/BARCLAYS CAPITAL	TRBD				2.7500 / 0.1842					
				7/31/2010	7/2/2010	PURC		1,000,000.00	1,002,054.66	11,546.96	0.00	(1,013,601.62)
				7/31/2010	7/31/2010	INT		0.00	0.00	0.00	(13,750.00)	13,750.00
				7/31/2010	7/31/2010	MAT		(1,000,000.00)	(1,002,054.66)	0.00	2,054.66	1,000,000.00
464856	FHLB DISC CORP	/RBC	AGDN				0.1750 / 0.1750					
				8/4/2010	7/7/2010	PURC		2,000,000.00	1,999,727.78	0.00	0.00	(1,999,727.78)
465566	WAL-MART FUNDING CORP.	/CRED SUIS SECURITIES	ABCP				0.3200 / 0.3201					
				8/10/2010	7/9/2010	PURC		2,000,000.00	1,999,431.11	0.00	0.00	(1,999,431.11)
466861	FREDDIE DISCOUNT	/BARCLAYS CAPITAL	AGDN				0.1750 / 0.1750					
				8/3/2010	7/16/2010	PURC		2,000,000.00	1,999,825.00	0.00	0.00	(1,999,825.00)
466865	FED HM LN BK BD	/	CALLGOVAGY				0.6000 / 0.5618					
				5/10/2011	7/16/2010	PURC		1,500,000.00	1,502,115.00	0.00	0.00	(1,502,115.00)

# County of Orange Treasurer-Tax Collector's Office Detail Transaction Report

Transaction Date From 01-Jul-2010 To 31-Jul-2010  
As at : 02-Aug-2010

Deal	Issuer	Broker	Inst Type	Maturity Date	Trans Date	Trans Type	Coupon/Yield(%)	Par Value	Cost	Purchased Interest	(Interest) Amort / (Accret) (Gain) / Loss	Settlement
<b>Fund: 283-John Wayne Airport</b>												
466867	FED HM LN BK BD	/WELLS FARGO BANK	CALLGOVAGY				0.6250 / 0.5996					
				5/27/2011	7/16/2010	PURC		1,500,000.00	1,502,048.75	0.00	0.00	(1,502,048.75)
466923	RABOBANK USA FINANCIAL CORP	/BARCLAYS CAPITAL	CP				0.5400 / 0.5415					
				1/19/2011	7/19/2010	PURC		1,000,000.00	997,240.00	0.00	0.00	(997,240.00)
467347	FED HM LN BK BD	/WELLS FARGO BANK	AGYMAT				0.2600 / 0.2716					
				1/25/2011	7/19/2010	PURC		1,000,000.00	999,940.00	0.00	0.00	(999,940.00)
467743	FED HM LN BK BD	/JEFFERIES & COMPANY	CALLGOVAGY				1.4500 / 1.4385					
				1/27/2012	7/22/2010	PURC		2,300,000.00	2,316,603.96	0.00	0.00	(2,316,603.96)
				1/27/2012	7/27/2010	EPAY PRI		(2,300,000.00)	(2,316,603.96)	0.00	0.00	2,316,603.96
				1/27/2012	7/27/2010	INT		0.00	0.00	0.00	(16,675.00)	16,675.00
467747	FED HM LN BK BD	/JP MORGAN CHASE & CO	CALLGOVAGY				0.7000 / 0.6492					
				5/27/2011	7/22/2010	PURC		250,000.00	250,413.75	0.00	0.00	(250,413.75)
468028	FED FARM CR BK	/JP MORGAN CHASE & CO	AGN FLOAT1				0.3272 / 0.2012					
				8/4/2010	7/23/2010	PURC		1,000,000.00	1,000,214.68	0.00	0.00	(1,000,214.68)
468073	JOHNSON & JOHNSON	/DEUTSCHE	CP				0.1700 / 0.1700					
				9/1/2010	7/26/2010	PURC		1,400,000.00	1,399,755.39	0.00	0.00	(1,399,755.39)
468749	FED HM LN BK BD	/WELLS FARGO BANK	AGNF1				5.1250 / 0.1806					
				9/10/2010	7/27/2010	PURC		2,300,000.00	2,358,404.99	0.00	0.00	(2,358,404.99)
468811	JP MORGAN CHASE & CO	/JP MORGAN CHASE & CO	CP				0.2300 / 0.2300					
				8/18/2010	7/28/2010	PURC		1,000,000.00	999,865.83	0.00	0.00	(999,865.83)
468815	FHLB DISC CORP	/GOLDMAN SACHS GROUP INC	AGDN				0.1770 / 0.1770					
				8/25/2010	7/28/2010	PURC		1,000,000.00	999,862.33	0.00	0.00	(999,862.33)
469279	FREDDIE DISCOUNT	/DEUTSCHE	AGDN				0.1600 / 0.1600					
				8/23/2010	7/29/2010	PURC		1,600,000.00	1,599,822.22	0.00	0.00	(1,599,822.22)
469281	L'OREAL USA INC	/JP MORGAN CHASE & CO	CP				0.2000 / 0.2000					
				8/19/2010	7/29/2010	PURC		385,000.00	384,955.08	0.00	0.00	(384,955.08)

# County of Orange Treasurer-Tax Collector's Office Detail Transaction Report

Transaction Date From 01-Jul-2010 To 31-Jul-2010  
As at : 02-Aug-2010

Deal	Issuer	Broker	Inst Type	Maturity Date	Trans Date	Trans Type	Coupon/Yield(%)	Par Value	Cost	Purchased Interest	(Interest) Amort / (Accret) (Gain) / Loss	Settlement
<b>Fund: 283-John Wayne Airport</b>												
469581	FHLB DISC CORP	/RBS GREENWICH CAPITAL	AGDN				0.1700 / 0.1700					
				8/27/2010	7/30/2010	PURC		1,000,000.00	999,867.78	0.00	0.00	(999,867.78)
469582	IBM CORP	/BARCLAYS CAPITAL	CP				0.1800 / 0.1800					
				8/12/2010	7/30/2010	PURC		1,100,000.00	1,099,928.50	0.00	0.00	(1,099,928.50)
<b>Sub Total:</b>								<b>9,445,000.00</b>	<b>9,498,383.00</b>	<b>11,546.96</b>	<b>(38,287.65)</b>	<b>(9,471,642.31)</b>
<b>Fund: OC Extended Fund B</b>												
391446	SERPENTINE FUNDING LIMITED	/SERPENTINE FUNDING LTD	PTN-A				0.0000 / 0.0000					
				6/5/2011	7/8/2010	SALE		(11,841,443.96)	(11,841,443.96)	0.00	0.00	79,021.78
391447	SERPENTINE FUNDING LIMITED	/SERPENTINE FUNDING LTD	PTN-B				0.0000 / 0.0000					
				6/5/2011	7/8/2010	SALE		(9,306,887.42)	(9,306,887.42)	0.00	0.00	62,107.87
391448	SERPENTINE FUNDING LIMITED	/SERPENTINE FUNDING LTD	PTN-C				0.0000 / 0.0000					
				6/5/2011	7/8/2010	SALE		(23,208,843.32)	(23,208,843.32)	0.00	0.00	154,880.12
391451	SERPENTINE FUNDING LIMITED	/SERPENTINE FUNDING LTD	PTN-D				0.0000 / 0.0000					
				6/5/2011	7/8/2010	SALE		(9,418,475.79)	(9,418,475.79)	0.00	0.00	62,852.53
391452	SERPENTINE FUNDING LIMITED	/SERPENTINE FUNDING LTD	PTN-E				0.0000 / 0.0000					
				6/5/2011	7/8/2010	SALE		(8,110,263.30)	(8,110,263.30)	0.00	0.00	54,122.41
<b>Sub Total:</b>								<b>(61,885,913.79)</b>	<b>(61,885,913.79)</b>	<b>0.00</b>	<b>0.00</b>	<b>412,984.71</b>
<b>Fund: 15B-Housing 99A &amp; 99B</b>												
383458	GINNIE MAE	/	MBS				6.2500 / 1,633.9435					
				9/20/2029	7/20/2010	INT		0.00	0.00	0.00	(17.36)	17.36
				9/20/2029	7/20/2010	SALE		(134,943.41)	(135,060.55)	0.00	0.00	335.18
				9/20/2029	7/20/2010	INT		0.00	0.00	0.00	(646.28)	646.28
<b>Sub Total:</b>								<b>(134,943.41)</b>	<b>(135,060.55)</b>	<b>0.00</b>	<b>(663.64)</b>	<b>998.82</b>
<b>Grand Total:</b>								<b>(550,926,688.66)</b>	<b>(553,421,247.51)</b>	<b>159,329.05</b>	<b>372,273,448.78</b>	<b>119,380,815.30</b>

**County of Orange  
Treasurer-Tax Collector's Office  
All Cashflows**

For 01-Jul-2010 to 31-Jul-2010 as at 02-Aug-2010

Cashflow Date	Transaction Description	D.O. No.	Instrument	Amount	Deposit Slip Code	Counterparty	Deal No
<b>GS283</b>		<b>GOLDMAN SACHS 283</b>					
7/1/2010	BANK TRANSFER		MONEY MARKET	(2,999,281.05)		WELLS FARGO BANK	464334
7/1/2010	BANK TRANSFER		MONEY MARKET	1,547.67		WELLS FARGO BANK	464341
7/2/2010	BANK TRANSFER		MONEY MARKET	(1,000,000.00)		WELLS FARGO BANK	464417
<b>Sub Total Amount Per Account:</b>				<b>(3,997,733.38)</b>			
<b>GS694</b>		<b>GOLDMAN SACHS 694</b>					
7/1/2010	BANK TRANSFER		MONEY MARKET	(43,000,000.00)		WELLS FARGO BANK	464333
7/29/2010	BANK TRANSFER		MONEY MARKET	37,508,421.00		WELLS FARGO BANK	469273
7/30/2010	BANK TRANSFER		MONEY MARKET	(37,500,000.00)		WELLS FARGO BANK	469579
<b>Sub Total Amount Per Account:</b>				<b>(42,991,579.00)</b>			
<b>TEMPFUND283</b>		<b>TEMPFUND283</b>					
7/2/2010	BANK TRANSFER		MONEY MARKET	(1,513,306.06)		WELLS FARGO BANK	464416
7/6/2010	BANK TRANSFER		MONEY MARKET	92,590.31		WELLS FARGO BANK	464808
7/7/2010	BANK TRANSFER		MONEY MARKET	272.22		WELLS FARGO BANK	464855
7/9/2010	BANK TRANSFER		MONEY MARKET	568.89		WELLS FARGO BANK	465563
7/13/2010	BANK TRANSFER		MONEY MARKET	1,002,443.89		WELLS FARGO BANK	465831
7/16/2010	BANK TRANSFER		MONEY MARKET	(999,758.75)		WELLS FARGO BANK	466856
7/19/2010	BANK TRANSFER		MONEY MARKET	(1,996,639.44)		WELLS FARGO BANK	466926
7/21/2010	BANK TRANSFER		MONEY MARKET	1,500,000.00		WELLS FARGO BANK	467402
7/22/2010	BANK TRANSFER		MONEY MARKET	(1,567,017.71)		WELLS FARGO BANK	467741
7/23/2010	BANK TRANSFER		MONEY MARKET	199,785.32		WELLS FARGO BANK	468019
7/26/2010	BANK TRANSFER		MONEY MARKET	244.61		WELLS FARGO BANK	468076
7/27/2010	BANK TRANSFER		MONEY MARKET	(41,729.99)		WELLS FARGO BANK	468743
7/28/2010	BANK TRANSFER		MONEY MARKET	271.84		WELLS FARGO BANK	468812
7/29/2010	BANK TRANSFER		MONEY MARKET	19,347.70		WELLS FARGO BANK	469276
7/30/2010	BANK TRANSFER		MONEY MARKET	(197,196.28)		WELLS FARGO BANK	469578
<b>Sub Total Amount Per Account:</b>				<b>(3,500,123.45)</b>			
<b>TEMPFUND692</b>		<b>TEMPFUND692</b>					
7/1/2010	BANK TRANSFER		MONEY MARKET	(5,592,696.00)		WELLS FARGO BANK	464054
7/2/2010	BANK TRANSFER		MONEY MARKET	(8,158,772.00)		WELLS FARGO BANK	464419
7/6/2010	BANK TRANSFER		MONEY MARKET	7,095,112.00		WELLS FARGO BANK	464806
7/7/2010	BANK TRANSFER		MONEY MARKET	(336,302.00)		WELLS FARGO BANK	464853
7/8/2010	BANK TRANSFER		MONEY MARKET	(21,223,217.00)		WELLS FARGO BANK	465096
7/9/2010	BANK TRANSFER		MONEY MARKET	19,821,010.00		WELLS FARGO BANK	465561
7/9/2010	BANK TRANSFER		MONEY MARKET	2,215,252.00		WELLS FARGO BANK	465575
7/12/2010	BANK TRANSFER		MONEY MARKET	(73,269,352.00)		WELLS FARGO BANK	465766

## County of Orange Treasurer-Tax Collector's Office All Cashflows

For 01-Jul-2010 to 31-Jul-2010 as at 02-Aug-2010

Cashflow Date	Transaction Description	D.O. No.	Instrument	Amount	Deposit Slip Code	Counterparty	Deal No
7/13/2010	BANK TRANSFER		MONEY MARKET	(6,144,135.00)		WELLS FARGO BANK	465828
7/14/2010	BANK TRANSFER		MONEY MARKET	(14,784,690.00)		WELLS FARGO BANK	466341
7/15/2010	BANK TRANSFER		MONEY MARKET	(46,970.00)		WELLS FARGO BANK	466584
7/16/2010	BANK TRANSFER		MONEY MARKET	(16,006,510.00)		WELLS FARGO BANK	466854
7/19/2010	BANK TRANSFER		MONEY MARKET	(1,360,968.00)		WELLS FARGO BANK	466924
7/20/2010	BANK TRANSFER		MONEY MARKET	30,692,029.00		WELLS FARGO BANK	467161
7/21/2010	BANK TRANSFER		MONEY MARKET	902,919.00		WELLS FARGO BANK	467400
7/22/2010	BANK TRANSFER		MONEY MARKET	131,413.00		WELLS FARGO BANK	467739
7/23/2010	BANK TRANSFER		MONEY MARKET	9,211,213.00		WELLS FARGO BANK	468017
7/26/2010	BANK TRANSFER		MONEY MARKET	(18,023,403.00)		WELLS FARGO BANK	468074
7/27/2010	BANK TRANSFER		MONEY MARKET	(15,624,508.00)		WELLS FARGO BANK	468741
7/28/2010	BANK TRANSFER		MONEY MARKET	(4,459,352.00)		WELLS FARGO BANK	468814
7/29/2010	BANK TRANSFER		MONEY MARKET	8,560,251.00		WELLS FARGO BANK	469274
7/30/2010	BANK TRANSFER		MONEY MARKET	19,132,069.00		WELLS FARGO BANK	469576
7/30/2010	BANK TRANSFER		MONEY MARKET	(19,132,069.00)		WELLS FARGO BANK	469602
7/30/2010	BANK TRANSFER		MONEY MARKET	(4,155,333.00)		WELLS FARGO BANK	469603
<b>Sub Total Amount Per Account:</b>				<b>(110,557,009.00)</b>			
<b>TEMPFUND694</b>	<b>TEMPFUND694</b>						
7/2/2010	BANK TRANSFER		MONEY MARKET	(45,045.00)		WELLS FARGO BANK	464418
7/6/2010	BANK TRANSFER		MONEY MARKET	(582,842.00)		WELLS FARGO BANK	464807
7/6/2010	BANK TRANSFER		MONEY MARKET	(12,059,388.00)		WELLS FARGO BANK	464817
7/7/2010	BANK TRANSFER		MONEY MARKET	18,453,722.00		WELLS FARGO BANK	464854
7/8/2010	BANK TRANSFER		MONEY MARKET	(44,975,926.00)		WELLS FARGO BANK	465097
7/9/2010	BANK TRANSFER		MONEY MARKET	(2,301,340.00)		WELLS FARGO BANK	465562
7/12/2010	BANK TRANSFER		MONEY MARKET	(22,980,301.00)		WELLS FARGO BANK	465767
7/13/2010	BANK TRANSFER		MONEY MARKET	13,386,292.00		WELLS FARGO BANK	465830
7/14/2010	BANK TRANSFER		MONEY MARKET	(1,289,381.00)		WELLS FARGO BANK	466342
7/15/2010	BANK TRANSFER		MONEY MARKET	(545,148.00)		WELLS FARGO BANK	466585
7/16/2010	BANK TRANSFER		MONEY MARKET	3,501,322.00		WELLS FARGO BANK	466855
7/19/2010	BANK TRANSFER		MONEY MARKET	(26,183,621.00)		WELLS FARGO BANK	466925
7/20/2010	BANK TRANSFER		MONEY MARKET	(19,464,316.00)		WELLS FARGO BANK	467162
7/21/2010	BANK TRANSFER		MONEY MARKET	(4,374,044.00)		WELLS FARGO BANK	467401
7/22/2010	BANK TRANSFER		MONEY MARKET	17,914,770.00		WELLS FARGO BANK	467740
7/22/2010	BANK TRANSFER		MONEY MARKET	(4,797,333.00)		WELLS FARGO BANK	467742
7/23/2010	BANK TRANSFER		MONEY MARKET	(3,666,194.00)		WELLS FARGO BANK	468018
7/26/2010	BANK TRANSFER		MONEY MARKET	477,177.00		WELLS FARGO BANK	468075
7/27/2010	BANK TRANSFER		MONEY MARKET	62,853,932.00		WELLS FARGO BANK	468742
7/28/2010	BANK TRANSFER		MONEY MARKET	(71,907,632.00)		WELLS FARGO BANK	468813
7/29/2010	BANK TRANSFER		MONEY MARKET	90,000,000.00		WELLS FARGO BANK	469275



**County of Orange**  
**Treasurer-Tax Collector's Office**  
**All Cashflows**

For 01-Jul-2010 to 31-Jul-2010 as at 02-Aug-2010

Cashflow Date	Transaction Description	D.O. No.	Instrument	Amount	Deposit Slip Code	Counterparty	Deal No
7/30/2010	BANK TRANSFER		MONEY MARKET	(39,244,712.00)		WELLS FARGO BANK	469577
<b>Sub Total Amount Per Account:</b>				<b>(47,830,008.00)</b>			
<b>Total Amount :</b>				<b><u>(208,876,452.83)</u></b>			

**ORANGE COUNTY TREASURER-TAX COLLECTOR  
INVESTMENT POLICY COMPLIANCE  
July 31, 2010**

<b>Investment Policy Guidelines</b>		<b>Orange County Money Market Fund</b>		<b>Extended Fund</b>		<b>Orange County Educational Money Market Fund</b>		<b>John Wayne Airport Investment Pool</b>	
<b>Percent of Portfolio (See Notes)</b>	<b>Investment Type</b>	<b>Market Value of Investments</b>	<b>Percent of Portfolio</b>	<b>Market Value of Investments</b>	<b>Percent of Portfolio</b>	<b>Market Value of Investments</b>	<b>Percent of Portfolio</b>	<b>Market Value of Investments</b>	<b>Percent of Portfolio</b>
100%	U.S. Treasuries	\$ -	0.00%	\$ 24,999,792	0.81%	\$ -	0.00%	\$ -	-
40%	Bankers' Acceptances	-	-	-	-	-	-	-	-
30%	Negotiable Certificates of Deposit	153,992,775	11.71%	-	-	127,992,407	9.19%	3,999,338	8.26%
45%	Commercial Paper	430,298,640	32.72%	423,865,494	13.70%	399,569,387	28.69%	12,681,528	26.19%
100%	U.S. Government Agencies	440,656,198	33.51%	2,278,422,887	73.65%	536,942,848	38.56%	20,886,927	43.13%
20%	Money Market Funds	10,305,360	0.78%	-	-	70,581,163	5.07%	863,725	1.78%
30%	Medium-Term Notes	223,148,095	16.97%	231,809,494	7.49%	186,527,068	13.40%	6,132,465	12.67%
50%	Repurchase Agreements	1,708,808	0.13%	-	-	916,068	0.07%	-	-
30%	Municipal Debt	54,900,000	4.18%	101,409,346	3.28%	69,952,673	5.02%	3,859,330	7.97%
10%	Asset Backed Securities	-	-	33,248,593	1.07%	-	-	-	-
		<b>\$ 1,315,009,875</b>	<b>100.00%</b>	<b>\$ 3,093,755,605</b>	<b>100.00%</b>	<b>\$ 1,392,481,613</b>	<b>100.00%</b>	<b>\$ 48,423,314</b>	<b>100.00%</b>

<b>Compliance Category (Yes/No)</b>	<b>Orange County Money Market Fund</b>	<b>Extended Fund</b>	<b>Orange County Educational Money Market Fund</b>	<b>John Wayne Airport Investment Pool</b>
Percentage Limits	Yes	Yes	Yes	Yes
Maturity Limits	Yes	Yes	Yes	Yes
Quality Limits	Yes		Yes	Yes
Net Asset Value Limits	Yes		Yes	Yes

- Notes: (1) The Money Market Fund (MMF) is authorized to purchase an additional 5-percent of its total assets in any authorized investment type, except commercial paper, for a period not to exceed 30 business days.
- (2) The Money Market Fund (MMF) is authorized to purchase up to 12.5 percent of its total assets in any authorized issuer for a period not to exceed 3 business days.
- (3) The Extended Fund includes the Extended Fund and OC Extended Fund B.
- (4) The Extended Fund is limited to Commercial Paper holdings of 40%, while the Money Market Fund is limited to Commercial Paper holdings of 45%

During July, the Orange County Money Market Fund, Orange County Educational Money Market Fund, Extended Fund, John Wayne Airport, and the Children and Families Commission Investment Pools were all free of noncompliance incidents.

Although certain Investment Policy Statement (IPS) guidelines were temporarily exceeded during the month in the Orange County Money Market Fund, the Treasurer believes these technical incidents did not cause any material impact of a negative nature.

### **Technical Incidents**

Although the Treasurer's IPS does not require technical incidents that occurred during the month to be reported, it is the Treasurer's policy to report incidents that occurred that were outstanding at month end in this section. Details are shown below:

#### **Orange County Money Market Fund**

- 07-31** Due to a decrease in the Orange County Money Market Fund on July 31, 2010, holdings of Toronto Dominion Bank were increased to 5.25%. The incident originally originated on 7/29/10. It was cleared on August 3, 2010.

**ORANGE COUNTY TREASURER-TAX COLLECTOR  
APPROVED ISSUER LIST**

**COMMERCIAL PAPER / MEDIUM TERM NOTES**

AS OF: 7/31/2010

ISSUER (Shared Structure)	CR #	S/T RATINGS			L/T RATINGS			PROG RATINGS			PARENT/ ADMINISTRATOR	IND. CODE
		S&P	MDY	FI	S&P	MDY	FI	S&P	MDY	FI		
ADP TAX SERVICES INC	1	A-1+	P-1	NR	AAA	Aaa	NR	A-1+	P-1	NR	AUTO DATA PROCES	4.4
ALCON CAPITAL CORP	4	A-1+	P-1	NR	AA	Aa1	AA+	A-1+	P-1	F1+	NESTLE SA	4.7
AUTOMATIC DATA PROCESSNG	1	A-1+	P-1	NR	AAA	Aaa	NR	A-1+	P-1	NR	AUTOMATIC DATA PROCESSING, INC.	4.4
BANK OF AMERICA CORP	10	A-1	P-1	F1+	A	A2	A+	A-1	P-1	F1+		7.1
BERKSHIRE HATHAWAY INC	5	A-1+	P-1	NR	AA+	Aa2	AA-	NR	NR	NR	BERKSHIRE HATHAWAY INC	4.10
BERKSHIRE HATHAWAY FINANCE	5	A-1+	P-1	MR	AA+	Aa2	AA-	NR	NR	NR	BERKSHIRE HATHAWAY INC	4.10
BNP PARIBAS FINANCE INC	6	A-1+	P-1	F1+	AA	Aa2	AA-	A-1+	P-1	NR	BNP PARIBAS	7.4
CATERPILLAR FIN SERV CRP	11	A-1	P-1	F1	A	A2	A	A-1	P-1	F1	CATERPILLAR INC	8.8
CATERPILLAR INC	11	A-1	P-1	F1	A	A2	A	A	A2	A		8.8
CHEVRON FUNDING CORP	4	A-1+	P-1	F1+	NR	NR	NR	A-1+	P-1	F1+	CHEVRON CORP	6.4
CHEVRON CORPORATION	4	A-1+	P-1	F1+	AA	Aa1	AA	A-1+	P-1	F1+	CHEVRON CORP	6.4
COCA-COLA CO	8	A-1	P-1	F1	A+	Aa3	A+	A-1	P-1	F1		4.2
DANSKE CORPORATION	9	A-1	P-1	NR	NR	NR	NR	A-1	P-1	NR	DANSKE BANK A/S	7.4
DEUTSCHE BANK FINL LLC	7.67	A-1	P-1	F1+	A+	Aa3	AA-	A-1	P-1	F1+	DEUTSCHE BK AG	7.1
DEXIA DELAWARE LLC	9	A-1	P-1	F1+	A	A1	AA-	A-1	P-1	F1+	DEXIA CRDT LOCAL	7.4
DUPONT EI DE NEMOURS CO	11	A-1	P-1	F1	A	A2	A	A-1	P-1	NR		1.1
GENERAL ELEC CAP CORP	4	A-1+	P-1	NR	AA+	Aa2	NR	A-1+	P-1	NR	GENERAL ELECTRIC	8.11
GENERAL ELEC CAP SVCS	4	A-1+	P-1	NR	AA+	Aa2	NR	A-1+	P-1	NR	GENERAL ELECTRIC	8.11
GENERAL ELECTRIC CO	4	A-1+	P-1	NR	AA+	Aa2	NR	A-1+	P-1	NR		8.11
GREENWICH CAPITAL HLDGS	8	A-1	P-1	F1+	A+	Aa3	AA-	A-1	P-1	F1+	ROYAL BK OF SCOT	7.4
IBM CORP	9	A-1	P-1	F1	A+	A1	A+	A-1	P-1	F1		9.1
IBM CAPITAL INC	9	A-1	P-1	NR	NR	NR	NR	A-1	P-1	NR	IBM CORP	9.1
IBM INTL GROUP CAPITAL	9	A-1	P-1	F1	A+	A1	A+	A-1	P-1	F1	IBM CORPORATION	9.1
JOHNSON & JOHNSON	1	A-1+	P-1	F1+	AAA	Aaa	AAA	A-1+	P-1	F1+		4.7
JP MORGAN CHASE & CO	8	A-1	P-1	F1+	A+	Aa3	AA-	A-1	P-1	F1+		7.1
KFW INTERNATL FINANCE	1	A-1+	P-1	F1+	AAA	Aaa	AAA	A-1+	P-1	F1+	KREDIT WIEDERAUF	7.4
L'OREAL USA INC	3	A-1+	P-1	F1+	NR	NR	NR	A-1+	P-1	F1+	L'OREAL SA	4.5
MICROSOFT CORP	2	A-1+	P-1	F1+	AAA	Aaa	AA+	A-1+	P-1	NR		9.4
MINNESOTA MINING & MANUF	6	A-1+	P-1	NR	AA-	Aa2	NR	A-1+	P-1	NR		8.11
NETJETS INC	5	A-1+	P-1	NR	NR	NR	NR	A-1+	P-1	NR	BERKSHIRE HATHAWAY INC	4.10
NESTLE CAPITAL CORP	4	A-1+	P-1	F1+	AA	Aa1	AA+	A-1+	P-1	F1+	NESTLE SA	4.6
NORDEA NORTH AMERICA INC	6	A-1+	P-1	F1+	NR	NR	NR	A-1+	P-1	F1+	NORDEA BANK AB	7.4
PACCAR FINANCIAL CORP	9	A-1	P-1	NR	A+	A1	NR	A-1	P-1	NR	PACCAR INC	3.3
PRIVATE EXPORT FUND CORP	5	A-1	P-1	NR	A+	Aaa	NR	A-1	P-1	NR		7.4
PROCTER & GAMBLE CO	7	A-1+	P-1	NR	AA-	Aa3	NR	A-1+	P-1	NR	Procter & Gamble Co.	4.5
RABOBANK USA FIN CORP	2	A-1+	P-1	F1+	AAA	Aaa	AA+	A-1+	P-1	NR	RABOBANK NED	7.4
SOCIETE GENERALE N AMER	8	A-1	P-1	F1+	A+	Aa2	A+	A-1	P-1	NR	SOC GENERALE	7.4
SVENSKA HANDELSBANK INC	7	A-1+	P-1	F1+	AA-	NR	AA-	A-1+	P-1	F1+	SVENSKA HNDLSBKN	7.4
TOYOTA MOTOR CREDIT CORP	5	A-1+	P-1	NR	AA	Aa2	A+ *	A-1+	P-1	NR	TOYOTA MOTOR CORP	3.3
WILLEY RC HOME FURNISH	5	A-1+	P-1	NR	NR	NR	NR	A-1+	P-1	NR	BERKSHIRE HATHAWAY INC	4.10
WAL-MART FUNDING CORP	5	A-1	P-1	NR	NR	NR	NR	A-1	P-1	NR	WAL-MART STORES INC	7.4 AB
WAL-MART STORES INC	5	A-1+	P-1	F1+	AA	Aa2	AA	A-1+	P-1	F1+		3.14

**ORANGE COUNTY TREASURER-TAX COLLECTOR  
APPROVED ISSUER LIST**

**DOMESTIC BANKS**

BANK	CR #	S/T RATING			L/T RATING			PARENT COMPANY	IND. CODE
		S&P	MDY	FI	S&P	MDY	FI		
BANK OF AMERICA NA	8	A-1	P-1	F1+	A+	Aa3	AA-	Bank of America Corp	7.1
BANK OF NEW YORK	4	A-1+	P-1	F1+	AA	Aaa	AA	Bank of New York Mellon Corp/T	7.1
CHASE BANK USA NA	5	A-1+	P-1	F1+	AA-	Aa1	AA	JPMorgan Chase & Co	7.1
HSBC BANK USA NA	5	A-1+	P-1	F1+	AA	Aa3	AA+	HSBC Holdings PLC	7.1
JPMORGAN CHASE BANK	5	A-1+	P-1	F1+	AA-	Aa1	AA	JPMorgan Chase & Co	7.1
US BANK NA CINCINNATI	6	A-1+	P-1	F1+	AA-	Aa1 *	AA	US Bancorp	7.1
WELLS FARGO BANK NA	6	A-1+	P-1	F1+	AA	Aa2	AA-	Wells Fargo & Co	7.1

**ORANGE COUNTY TREASURER-TAX COLLECTOR  
APPROVED ISSUER LIST**

**FOREIGN BANKS**

BANK	CR #	S/T RATING			L/T RATING			PARENT COMPANY	IND. CODE	
		S&P	MDY	FI	S&P	MDY	FI			
BNP PARIBAS NY BRANCH	6	A-1+	P-1	F1+	AA	Aa2	AA-	BNP Paribas	7.1	FR
CREDIT SUISSE NEW YORK	6	A-1	P-1	F1+	A+	Aa1	AA-	Credit Suisse AG	7.1	SW
DEUTSCHE BANK NY	8	A-1	P-1	F1+	A+	Aa3	AA-	Deutsche Bank AG	7.1	GR
DEXIA BANK NY BRANCH	9	A-1	P-1	F1+	A	A1	AA-	Dexia Bank Belgium SA	7.1	BE
NORDEA BANK FINLAND NY	6	A-1+	P-1	F1+	AA-	Aa2	AA-	Nordea Bank Finland ABP	7.1	NE
RABOBANK NEDERLAND NV NY	2	A-1+	P-1	F1+	AAA	Aaa	AA+	Rabobank Nederland NV	7.1	NE
ROYAL BANK OF CANADA NY	4	A-1+	P-1	F1+	AA-	Aaa	AA	Royal Bank of Canada	7.1	CN
SOCIETE GENERALE NY	8	A-1	P-1	F1+	A+	Aa2	A+	Societe Generale	7.1	FR
TORONTO DOMINION BANK NY	5	A-1+	P-1	F1+	AA-	Aaa	AA-	Toronto-Dominion Bank/The	7.1	CN

**ORANGE COUNTY TREASURER-TAX COLLECTOR  
APPROVED ISSUER LIST**

**MUNICIPAL BONDS**

NAME	CR #	S/T RATING			L/T RATING			BANK
		S&P	MDY	FI	S&P	MDY	FI	
ORANGE CNTY CALIF TRANSN AUTH	8	A-1+	SG	#N/A N/A	AA	A1/SG	A	JP MORGAN/ DEXIA
ORANGE CNTY CALIF BRD ED CTFS	1	A-1	VMIG1	#N/A N/A	AAA	Aa3	WD	DEXIA CREDIT LOCAL
ORANGE CNTY CALIF TEETER PLAN	3	A-1+	P-1	F1+	#N/A N/A	P-1	F1+	DEXIA CREDIT LOCAL
NEW MEXICO EDL ASSISTANCE FNDT	2	#N/A N/A	VMIG1	F1+	#N/A N/A	Aaa	AAA/F1+	ROYAL BANK OF CANADA
BAY AREA TOLL AUTH CALIF TOLL	3	A-1+	#N/A N/A	F1+	AA	WR	AA-/F1+	BANK OF AMERICA N.A.
TRIBOROUGH BRDG & TUNL AUTH N	3	A-1+	VMIG1	#N/A N/A	AAA	Aa3	#N/A N/A	JP MORGAN CHASE BANK

---

---

## MEMORANDUM

---

---

### CHANGES IN ELIGIBLE CREDITS

In the month of July, there were no changes to the Treasurer's approved list of issuers.

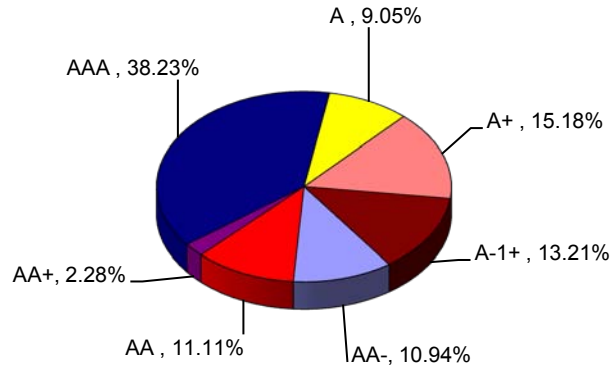
The following are Asset Backed Securities that the County holds as pass-thru notes from the restructuring of WhistleJacket.

<b>OC Extended Fund B</b>	<b>Security Type</b>	<b>Maturity Date</b>	<b>Market Value</b>	<b>% of Fund</b>	<b>ST Ratings, LT Ratings</b>
Serpentine Funding	US Notes	6/05/11	\$6,361,889		N/R
Serpentine Funding	US Notes	6/05/11	5,000,183		N/R
Serpentine Funding	US Notes	6/05/11	12,469,096		N/R
Serpentine Funding	US Notes	6/05/11	5,060,135		N/R
Serpentine Funding	US Notes	6/05/11	<u>4,357,289</u>		N/R
			<u>\$33,248,593</u>	1.07%	

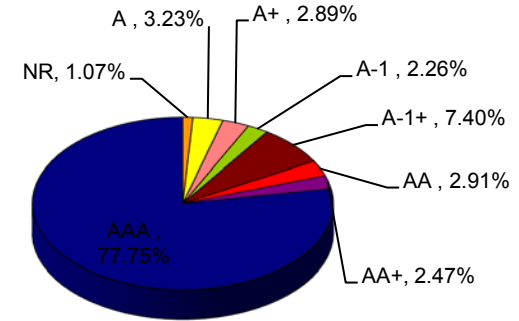


**CREDIT QUALITY  
BY MARKET VALUE AS OF 07/30/2010**

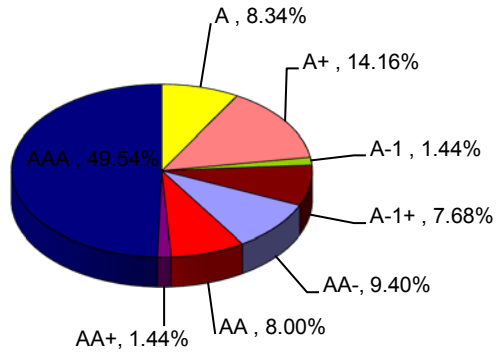
**Money Market Fund**



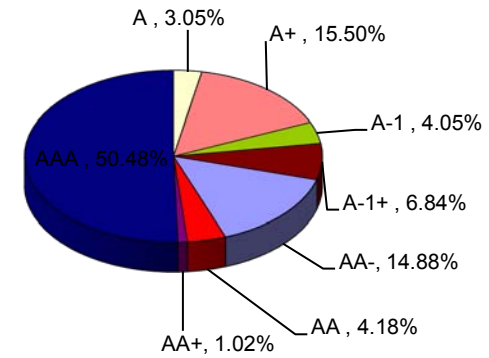
**Extended Fund**



**School's Fund**



**John Wayne Airport**



# MONTHLY TREASURER'S MANAGEMENT REPORT

## Distribution List

### The Orange County Board of Supervisors

Hon. Janet Nguyen – 1<sup>st</sup> District  
Hon. John M. W. Moorlach – 2<sup>nd</sup> District  
Hon. Bill Campbell – 3<sup>rd</sup> District  
Hon. Shawn Nelson – 4<sup>th</sup> District  
Hon. Pat Bates – 5<sup>th</sup> District  
Darlene Bloom, Clerk of the Board

### The Orange County Electeds

Hon. Tom Daly, Clerk-Recorder  
Hon. Webster J. Guillory, Assessor  
Hon. Anthony J. Rackauckas, District Attorney  
Hon. David Sundstrom, Auditor-Controller  
Hon. John S. Williams, Public Administrator

### The State of California Officials

Hon. Bill Lockyer, State Treasurer  
John Decker, CDIAC

### Treasury Oversight Committee

Hon. Bill Habermehl  
Thomas G. Mauk  
Hon. David Sundstrom  
George Jeffries

### Treasurer's Advisory Committee

Dr. Wendy Benkert  
Blake Christian  
Jerry Slusiewicz  
Timothy Tunney  
Jack Wu  
Carol Rudat  
David Padilla

### The County of Orange Departments

Chief Executive Officer  
Children & Families Commission  
Child Support Services  
Civic Center Commission  
Community Services Agency  
County Counsel  
Fire Authority  
Health Care Agency  
Housing & Community Development  
Human Resources  
Integrated Waste Management  
Internal Audit  
John Wayne Airport  
Law Library  
Local Agency Formation Commission  
Orange County Employees Retirement System  
Orange County Cemetery District  
Orange County Library  
Orange County Marina Agency  
Orange County Transportation Authority  
Planning & Development Services  
Probation  
Public Defender  
Public Facilities & Resources  
Registrar of Voters

Social Services Agency  
Superior Court  
Victim/Witness Program  
Transportation Corridor Agencies

### The Orange County School Districts

Orange County Department of Education  
Anaheim City  
Anaheim Union High  
Brea-Olinda Unified  
Buena Park  
Capistrano Unified  
Centralia  
Cypress  
Fountain Valley  
Fullerton  
Fullerton Joint Union High  
Garden Grove Unified  
Huntington Beach City  
Huntington Beach Union High  
Irvine Unified  
Laguna Beach Unified  
La Habra City  
Los Alamitos Unified  
Lowell Joint  
Magnolia  
Newport-Mesa Unified  
Ocean View  
Orange Unified  
Placentia-Yorba Linda Unified  
Saddleback Valley Unified  
Santa Ana Unified  
Savanna  
Tustin Unified  
Westminster  
North Orange County CCD  
Rancho-Santiago CCD  
South Orange County CCD  
Coast Community CCD

### The Voluntary Participants (date approved)

Serrano County Water District (6-22-99)  
Costa Mesa Sanitary District (12-7-99)  
Mesa Consolidated Water District (9-12-00)  
City of Villa Park (10-2-01)  
City of Tustin (5-21-02)  
Yorba Linda Water District (8-12-03)  
Orange County Water District (3-30-04)  
Municipal Water District of Orange County (7-27-04)  
City of San Clemente (5-17-05)  
Orange County Vector Control District (11-14-06)  
South Coast Water District (6-16-09)



O R A N G E C O U N T Y

**AUDITOR-CONTROLLER**

I N T E R N A L A U D I T

**REPORT ON  
COMPLIANCE MONITORING  
OF THE TREASURY  
INVESTMENT PORTFOLIO**

**For the Month of  
MAY 2010**



**Job Number 1041  
Report Date: July 15, 2010**



O R A N G E C O U N T Y  
**AUDITOR-CONTROLLER**  
I N T E R N A L A U D I T

**Orange County Auditor-Controller**  
**David E. Sundstrom, CPA**



<b>Nancy N. Ishida, CPA</b>	<b>Audit Manager</b>
<b>Dat Thomas</b>	<b>Senior Auditor</b>
<b>Christine Young</b>	<b>Staff Auditor</b>

**Hall of Finance and Records**  
**12 Civic Center Plaza, Room 200**  
**Santa Ana, CA 92701**

Orange County Web Site  
<http://egov.ocgov.com/ocgov>



**AUDITOR-CONTROLLER  
COUNTY OF ORANGE**

HALL OF FINANCE AND RECORDS  
12 CIVIC CENTER PLAZA, ROOM 200  
POST OFFICE BOX 567  
SANTA ANA, CALIFORNIA 92702-0567

(714) 834-2450 FAX: (714) 834-2569

[www.ac.ocgov.com](http://www.ac.ocgov.com)

**SHAUN M. SKELLY**  
SENIOR DIRECTOR  
ACCOUNTING & TECHNOLOGY

**JAN E. GRIMES**  
DIRECTOR  
CENTRAL ACCOUNTING OPERATIONS

**WILLIAM A. CASTRO**  
DIRECTOR  
SATELLITE ACCOUNTING OPERATIONS

**PHILLIP T. DAIGNEAU**  
DIRECTOR  
INFORMATION TECHNOLOGY

**DAVID E. SUNDSTROM, CPA**  
AUDITOR-CONTROLLER

July 15, 2010

Job No. 1041

TO: Members, Treasury Oversight Committee

SUBJECT: Report on Compliance Monitoring of the Treasury Investment Portfolio  
For the Month of May 2010

We have completed the compliance monitoring of the Treasury investment portfolio for the month of May 2010. The purpose of our monitoring was to determine whether the Orange County Money Market Fund, Educational Money Market Fund, and Extended Fund managed by the Orange County Treasurer's Office were in compliance with certain provisions specified in the Investment Policy Statement (IPS) and that all portfolio non-compliance including technical incidents and required diversification disclosures were properly reported in the May 31, 2010 Treasurer's Monthly Management Report.

We are continuing our portfolio compliance monitoring at the request of the Treasury Oversight Committee. Our monitoring is designed to provide assurance to the Board of Supervisors, the County Executive Officer, you and other stakeholders that the Treasury investment portfolio is in compliance with the IPS and that all non-compliance incidents and required disclosures are properly reported.

Our compliance procedures included obtaining a daily electronic download of the investment portfolio from the Treasurer's Quantum system; judgmentally selecting 10 business days for testing; importing the selected downloads into auditing software ACL for purposes of performing calculations; and validating that investment purchases were in compliance with the IPS by reviewing and testing supporting documentation. In conducting our procedures, we examined the following days in May: 3, 6, 11, 12, 14, 17, 18, 19, 27, and 28.

Based on our compliance monitoring for the selected dates, **no compliance issues were identified.** Our report also includes information regarding Treasury policy pertaining to the reporting of technical incidents in the monthly management report. The Treasurer defines a technical incident as an event, other than the purchase of a security, which causes an IPS limit to be exceeded. The most common cause of a technical incident is when the total investment pool holdings decrease causing the relative percentage of holdings to increase.

The following lists the procedures performed and results achieved from the compliance monitoring:

1. **Authorized Investments (IPS Section VI and VII):** We judgmentally selected a sample of 23 investments representing each pool. The selected sample consists of investments purchased in the 10 business days selected for review in May 2010. For the sample selected, we independently confirmed that the investments conform to authorized investment requirements in accordance with the IPS.

**Results:** We found no exceptions.

2. **Diversification Compliance (IPS Section VIII):** We performed calculations to determine that the Money Market and Extended Fund portfolios have met the diversification limits for investment types in accordance with the IPS.

**Results:** We found no exceptions.

3. **Weighted Average Maturity (WAM) Limitations (IPS Section VIII.3):** We performed calculations to determine that WAM did not exceed 60 days for the Money Market Funds in accordance with the IPS.

**Results:** We found no exceptions.

4. **Maximum Maturity Limitations (IPS Section VIII.3):** We confirmed that the maximum maturity of any portfolio instrument purchased did not exceed 13 months (397 days) for the Money Market Fund and 5 years (1,826 days) for the Extended Fund in accordance with the IPS.

**Results:** We found no exceptions.

5. **Issuer Limitations (IPS Section VIII.2):** We performed calculations to determine that no more than 5% of the total market value of each Fund is invested in securities of any one issuer with the exception of government agencies. However, at the time of purchase, a fund may invest up to 12.5% of the total market value in securities of any one issuer for up to 3 business days or up to 10% in money market mutual funds.

**Results:** We found a technical incident that occurred on one of the ten days selected.

### **Educational Money Market Fund**

#### *Technical Incident*

1. The percentage of portfolio holdings in Rabobank exceeded 5% of the total market value of the portfolio by no more than 0.02%. The technical incident occurred on May 28 and was due to a reduction in the Pool's total assets resulting in an increased percentage in securities holdings.

6. **Authorized Financial Dealers (IPS Section XI):** We confirmed that all investments were purchased from authorized issuers.

**Results:** We found no exceptions.

7. **Financial Reporting (IPS Section XXI):** We confirmed that the May 2010 Treasurer's Monthly Management Report included all statements of portfolio non-compliance including technical incidents and diversification disclosures in accordance with the IPS.

**Results:**

*Review of "Noncompliance Report Summary"*

The Treasurer's Monthly Management Report includes a "Noncompliance Report Summary" to disclose non-compliance issues that occurred during the month. The Treasurer's May 2010 "Noncompliance Report Summary" reported the month-end technical incident that occurred in the Educational Money Market Fund on May 31, although the technical incident originally occurred on the last business day of the month, May 28 (see item #5.1 above).

*Technical Incidents*

Although the Treasurer's IPS does not require technical incidents that occurred during the month to be reported in the Treasurer's Monthly Management Report, it is Treasury policy to report the details of technical incidents outstanding at month end in the "Noncompliance Report Summary." In our sample selection, we **did not** observe any technical incidents that occurred and were resolved before month end.

Please let me know if you have any questions regarding our monitoring procedures.



Nancy N. Ishida, CPA  
Audit Manager

cc: Members, Board of Supervisors  
Members, Audit Oversight Committee  
Thomas G. Mauk, County Executive Officer  
Robert Franz, Chief Financial Officer  
Chriss W. Street, Treasurer-Tax Collector  
Paul C. Gorman, Chief Assistant Treasurer-Tax Collector  
Ginika Echebiri, Accounting/Compliance Manager, Treasurer-Tax Collector  
Peter Hughes, Director, Internal Audit Department  
Darlene J. Bloom, Clerk of the Board of Supervisors  
Foreperson, Grand Jury



O R A N G E C O U N T Y

**AUDITOR-CONTROLLER**

I N T E R N A L A U D I T

**REPORT ON  
COMPLIANCE MONITORING  
OF THE TREASURY  
INVESTMENT PORTFOLIO**

**FOR THE MONTH OF  
JUNE 2010**



**Job Number 1042  
Report Date: August 4, 2010**





O R A N G E C O U N T Y  
**AUDITOR-CONTROLLER**  
I N T E R N A L A U D I T

**Orange County Auditor-Controller**  
**David E. Sundstrom, CPA**



**Nancy N. Ishida, CPA      Audit Manager**  
**Dat Thomas              Senior Auditor**

**Hall of Finance and Records**  
**12 Civic Center Plaza, Room 200**  
**Santa Ana, CA 92701**

Orange County Web Site  
<http://egov.ocgov.com/ocgov>



**AUDITOR-CONTROLLER  
COUNTY OF ORANGE**

HALL OF FINANCE AND RECORDS  
12 CIVIC CENTER PLAZA, ROOM 200  
POST OFFICE BOX 567  
SANTA ANA, CALIFORNIA 92702-0567

(714) 834-2450 FAX: (714) 834-2569

[www.ac.ocgov.com](http://www.ac.ocgov.com)

**SHAUN M. SKELLY**  
CHIEF DEPUTY  
AUDITOR-CONTROLLER

**JAN E. GRIMES**  
DIRECTOR  
CENTRAL ACCOUNTING OPERATIONS

**WILLIAM A. CASTRO**  
DIRECTOR  
SATELLITE ACCOUNTING OPERATIONS

**PHILLIP T. DAIGNEAU**  
DIRECTOR  
INFORMATION TECHNOLOGY

**DAVID E. SUNDSTROM, CPA**  
AUDITOR-CONTROLLER

August 4, 2010

Job No. 1042

TO: Members, Treasury Oversight Committee

SUBJECT: Report on Compliance Monitoring of the Treasury Investment Portfolio  
For the Month of June 2010

We have completed the compliance monitoring of the Treasury investment portfolio for the month of June 2010. The purpose of our monitoring was to determine whether the Orange County Money Market Fund, Educational Money Market Fund, and Extended Fund managed by the Orange County Treasurer's Office were in compliance with certain provisions specified in the Investment Policy Statement (IPS) and that all portfolio non-compliance including technical incidents and required diversification disclosures were properly reported in the June 30, 2010 Treasurer's Monthly Management Report.

We are continuing our portfolio compliance monitoring at the request of the Treasury Oversight Committee. Our monitoring is designed to provide assurance to the Board of Supervisors, the County Executive Officer, you and other stakeholders that the Treasury investment portfolio is in compliance with the IPS and that all non-compliance incidents and required disclosures are properly reported.

Our compliance procedures included obtaining a daily electronic download of the investment portfolio from the Treasurer's Quantum system; judgmentally selecting 10 business days for testing; importing the selected downloads into auditing software ACL for purposes of performing calculations; and validating that investment purchases were in compliance with the IPS by reviewing and testing supporting documentation. In conducting our procedures, we examined the following days in June: 1, 3, 10, 14, 16, 18, 22, 24, 28, and 30.

Based on our compliance monitoring for the selected dates, **no compliance issues were identified**. Our report also includes information regarding Treasury policy pertaining to the reporting of technical incidents in the monthly management report. The Treasurer defines a technical incident as an event, other than the purchase of a security, which causes an IPS limit to be exceeded. The most common cause of a technical incident is when the total investment pool holdings decrease causing the relative percentage of holdings to increase.

The following lists the procedures performed and results achieved from the compliance monitoring:

1. **Authorized Investments (IPS Section VI and VII):** We judgmentally selected a sample of 22 investments representing each pool. The selected sample consists of investments purchased in the 10 business days selected for review in June 2010. For the sample selected, we independently confirmed that the investments conform to authorized investment requirements in accordance with the IPS.

**Results:** We found no exceptions.

2. **Diversification Compliance (IPS Section VIII):** We performed calculations to determine that the Money Market and Extended Fund portfolios have met the diversification limits for investment types in accordance with the IPS.

**Results:** We found no exceptions.

3. **Weighted Average Maturity (WAM) Limitations (IPS Section VIII.3):** We performed calculations to determine that WAM did not exceed 60 days for the Money Market Funds in accordance with the IPS.

**Results:** We found no exceptions.

4. **Maximum Maturity Limitations (IPS Section VIII.3):** We confirmed that the maximum maturity of any portfolio instrument purchased did not exceed 13 months (397 days) for the Money Market Fund and 5 years (1,826 days) for the Extended Fund in accordance with the IPS.

**Results:** We found no exceptions.

5. **Issuer Limitations (IPS Section VIII.2):** We performed calculations to determine that no more than 5% of the total market value of each Fund is invested in securities of any one issuer with the exception of government agencies. However, at the time of purchase, a fund may invest up to 12.5% of the total market value in securities of any one issuer for up to 3 business days or up to 10% in money market mutual funds.

**Results:** We found no exceptions.

6. **Authorized Financial Dealers (IPS Section XI):** We confirmed that all investments were purchased from authorized issuers.

**Results:** We found no exceptions.

7. **Financial Reporting (IPS Section XXI):** We confirmed that the June 2010 Treasurer's Monthly Management Report included all statements of portfolio non-compliance including technical incidents and diversification disclosures in accordance with the IPS.

**Results:**

*Review of "Noncompliance Report Summary"*

The Treasurer's Monthly Management Report includes a "Noncompliance Report Summary" to disclose non-compliance issues that occurred during the month. The Treasurer's June 2010 "Noncompliance Report Summary" reported no compliance issues.

*Technical Incidents*

Although the Treasurer's IPS does not require technical incidents that occurred during the month to be reported in the Treasurer's Monthly Management Report, it is Treasury policy to report the details of technical incidents outstanding at month end in the "Noncompliance Report Summary." In our sample selection, we did not observe any technical incidents that occurred and were resolved before month end.

Please let me know if you have any questions regarding our monitoring procedures.



Nancy N. Ishida, CPA  
Audit Manager

cc: Members, Board of Supervisors  
Members, Audit Oversight Committee  
Thomas G. Mauk, County Executive Officer  
Robert J. Franz, Chief Financial Officer  
Chriss W. Street, Treasurer-Tax Collector  
Paul C. Gorman, Chief Assistant Treasurer-Tax Collector  
Ginika Echebiri, Accounting/Compliance Manager, Treasurer-Tax Collector  
Peter Hughes, Director, Internal Audit Department  
Darlene J. Bloom, Clerk of the Board of Supervisors  
Foreperson, Grand Jury