

Treasurer's Report of Assets in the County Treasury

October 2025



From the Office of
SHARI L. FREIDENRICH, CPA, CCMT, CPFA, ACPFIM
Orange County Treasurer-Tax Collector

COUNTY OF ORANGE

TREASURER’S REPORT OF ASSETS IN THE COUNTY TREASURY

For the Month Ended October 31, 2025

Table of Contents

I.	Memo to Board of Supervisors-Executive Summary	3
II.	County Treasury Records	5
	- <i>Assets and Investment Accounting Records Summary</i>	
	- <i>Accounting Fund Composition</i>	
	- <i>Top 20 Participants Accounting Fund Balances</i>	
	- <i>Department of Education Fund Balances - Bond Proceeds Accounts</i>	
	- <i>Temporary Transfers to School Districts</i>	
III.	Cash Availability Projection per California Government Code Section 53646(b)(3)	12
IV.	County Treasury Statement of Accountability Summary	13
V.	Distribution List	14



OFFICE OF THE TREASURER-TAX COLLECTOR
SHARI L. FREIDENRICH, CPA, CCMT, CPFA, CPFIM, ACPFIM



INTERDEPARTMENTAL COMMUNICATION

Date: December 23, 2025

To: Chair Doug Chaffee
Vice Chair Katrina Foley
Supervisor Janet Nguyen
Supervisor Vicente Sarmiento
Supervisor Donald P. Wagner

From: Shari L. Freidenrich, CPA, CCMT, CPFA, CPFIM, ACPFIM, Orange County Treasurer 

Subject: Treasurer's Report of Assets in the County Treasury for the Month Ended October 31, 2025

The Treasurer's Report of Assets in the County Treasury for the month ended October 31, 2025 is attached and is online at octreasurer.gov/publicfunds. Pursuant to California Government Code Section (GCS) 53646 (b)(1) and (g), the Orange County Treasurer (Treasurer) is issuing this report listing the public funds in the County Treasury records held by the local agency to the chief executive officer, the internal auditor and the legislative body of the local agencies. This report includes the required information detailed in GCS 53646(b)(2), (3), and (4) and includes other fund account information in the County Treasury records for information purposes.

COUNTY TREASURY ASSETS

The report shows the total of all securities, investments and moneys held by the local agency recorded in the County Treasury records as of October 31, 2025. A summary page lists these public funds assets in the County Treasury records for the current month, prior month and prior year. The assets in the County Treasury and the County's custodial accounts as of October 31, 2025, consist of Cash, the Orange County Treasury Pool (OCTP), and a Bond Proceeds Account. In addition, as required to disclose per GCS 53646(b)(1), certain bond funds are held with contracted bond trustees and are not included in this summary.

NET POOL INTEREST EARNINGS APPORTIONMENT PER GCS 53647 et seq & 27013, 27133(F), and 53844

Interest on all money deposited belongs to and shall be paid quarterly into the general fund of the local agency, unless directed by the governing board or law to be paid to another fund and administrative expense related to investing, depositing, banking, auditing, reporting or handling of the funds may be deducted. Monthly, the Treasurer calculates total interest earnings to be paid to the appropriate fund account. The actual cash payments for July 2025, August 2025, September 2025 and October 2025 interest apportionments are expected to be paid in November 2025, December 2025, January 2026 and February 2026 respectively. The apportionment net yield for October is 4.022% (3.5 basis points charged).

TEMPORARY TRANSFERS PER CONSTITUTION ARTICLE XVI SECTION 6

The Treasurer has the power and duty pursuant to the Constitution and the Board of Supervisor's Resolution 24-011 to make temporary transfers to school districts to address their short-term cash flow needs. The loans are secured by tax receipts to be received by the Treasurer, as the banker for the school districts. Temporary transfers from the OCTP total \$45 million and will be repaid by January 31, 2026.

STATUS OF REQUIRED COUNTY TREASURY AND COMPLIANCE AUDIT & REVIEW REPORTS

During the month of October, there were no required reports issued. Several reports have been subsequently issued and status of all new reports issued and outstanding as of the date of this memo is as follows:

Financial Reports (Pursuant to GCS 26920 (a) and (b):

- 1) On November 14, 2025, the Auditor-Controller (AC) issued the quarterly Review of the Treasurer's Schedule of Assets as of September 30, 2024, and the quarterly Review of the Treasurer's Schedule of Assets as of December 31, 2024 (engagement letter signed on August 4, 2025, reflecting a change to the modified accrual basis of accounting) with no material modifications required.
- 2) There is no change from prior month's status. The quarterly Review of the Treasurer's Schedule of Assets in the County Treasury as of March 31, 2025, by the AC is in process (engagement letter signed on August 4, 2025, reflecting the change to the modified accrual basis of accounting).
- 3) There is no change from the prior month's status. The Audit of the Treasurer's Schedule of Assets of the County Treasury for the annual period ending June 30, 2025, by the AC (Eide Bailey) is in process (engagement Letter signed on 10-28-25 reflecting the change to the modified accrual basis of accounting).

Compliance Reports on Investments (pursuant to GCS 27130 et seq and TOC By-Laws & directive):

- 1) The Annual Compliance Audit report of the County Treasury's Compliance with California Government Code Article 6 as of June 30, 2024, by an external auditor is on hold as the external auditor was directed to complete the non-mandated Investment Oversight Committee quarterly compliance review as of March 31, 2025, prior to completing the state mandated (GCS 27134) annual compliance review as of 6-30-24. (engagement letter signed on July 30, 2025, noting report issuance by 10-31-25). The Treasurer did not support this directive to delay a state mandated compliance audit.
- 2) By December 31, 2025, Brown Armstrong plans to issue the Quarterly Compliance Monitoring reports of the County Treasurer as directed by the Treasury Oversight Committee (dissolved as of March 11, 2025) for the periods September 30, 2024, and December 31, 2024 (engagement letter signed on July 18, 2025). Both draft reports indicated that there are no findings of compliance exceptions.

Although the above reports have been delayed, asset amounts and status in the compliance summary have been reported timely in the prior monthly Treasurer's reports. Note that compliance and inventory reports are included only in the Quarterly reports. The Treasurer submitted the 2026 Treasurer's Investment Policy Statement (IPS) for the December 16, 2025, Board public meeting. GCS 53646(a)(1) states that, if the Treasurer submits an IPS, it shall be reviewed and approved by the Board. On Friday, December 12, 2025, a Board member deleted this agenda item that included the 2026 draft IPS and the delegation of the authority to invest and reinvest funds in the County Treasury to the Treasurer. At the same meeting, the CEO submitted an Investment Policy for approval to the Board as part of the Strategic Financial Plan agenda item. The agenda item stated that the IP was prepared in accordance with CA State law and in conformance with all applicable statutes and resolution governing public funds. The Board approved the IP, which included several investment restriction changes.

CERTIFICATION OF COUNTY TREASURY RECORDS PER GCS 53646 (B)(3)

I certify that this report includes the cash and investments in the records of the County Treasury maintained by the Treasurer as of October 31, 2025. Based on the Treasurer's pooled cash forecast that includes estimated deposits, estimated withdrawals and investment maturities, the local agencies have the ability to meet the pooled funds' expected expenditures for the next six months. I am available if you have any questions on the Treasurer's Report of Assets in the County Treasury at (714) 615-1421.

Enclosures

cc: Distribution List

ORANGE COUNTY TREASURER-TAX COLLECTOR
Summary of Assets in the County Treasury*
October 31, 2025

OCTP

	October 31, 2025				September 30, 2025		October 31, 2024		
	<u>Market Value</u>	<u>Book Value</u>	<u>NAV</u>	<u>YTD Interest Income</u>	<u>Market Value</u>	<u>NAV</u>	<u>Market Value</u>	<u>NAV</u>	<u>YTD Interest Income</u>
Cash	\$51,052,984	\$51,052,984	1.0000	**	\$50,573,819	1.0000	\$34,908,190	1.0000	**
Investments	\$15,076,717,228	\$15,036,279,151	1.0027	\$203,587,661	\$14,532,792,350	1.0031	\$14,221,816,165	1.0005	\$209,872,790
Total Pooled Assets	\$15,127,770,212	\$15,087,332,135	1.0027	\$203,587,661	\$14,583,366,169		\$14,256,724,355		\$209,872,790

CCCD-Bond Proceeds

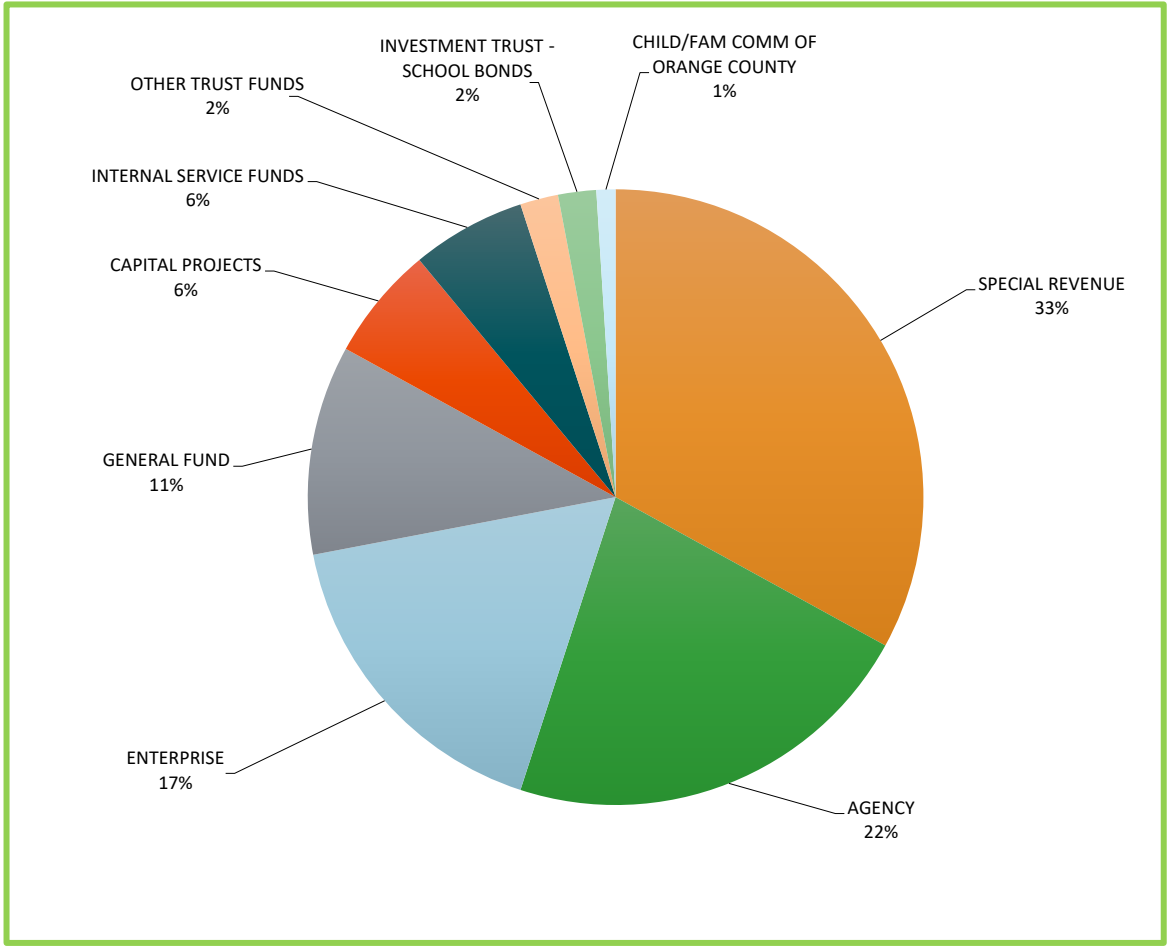
	October 31, 2025				September 30, 2025		October 31, 2024		
	<u>Market Value</u>	<u>Book Value</u>	<u>NAV</u>	<u>YTD Interest Income</u>	<u>Market Value</u>	<u>NAV</u>	<u>Market Value</u>	<u>NAV</u>	<u>YTD Interest Income</u>
Investments	\$24,295,042	\$25,018,900	0.9711	\$273,064	\$24,237,067	0.9686	\$22,916,513	0.9460	\$272,285

* Market Valuation Source: Northern Trust

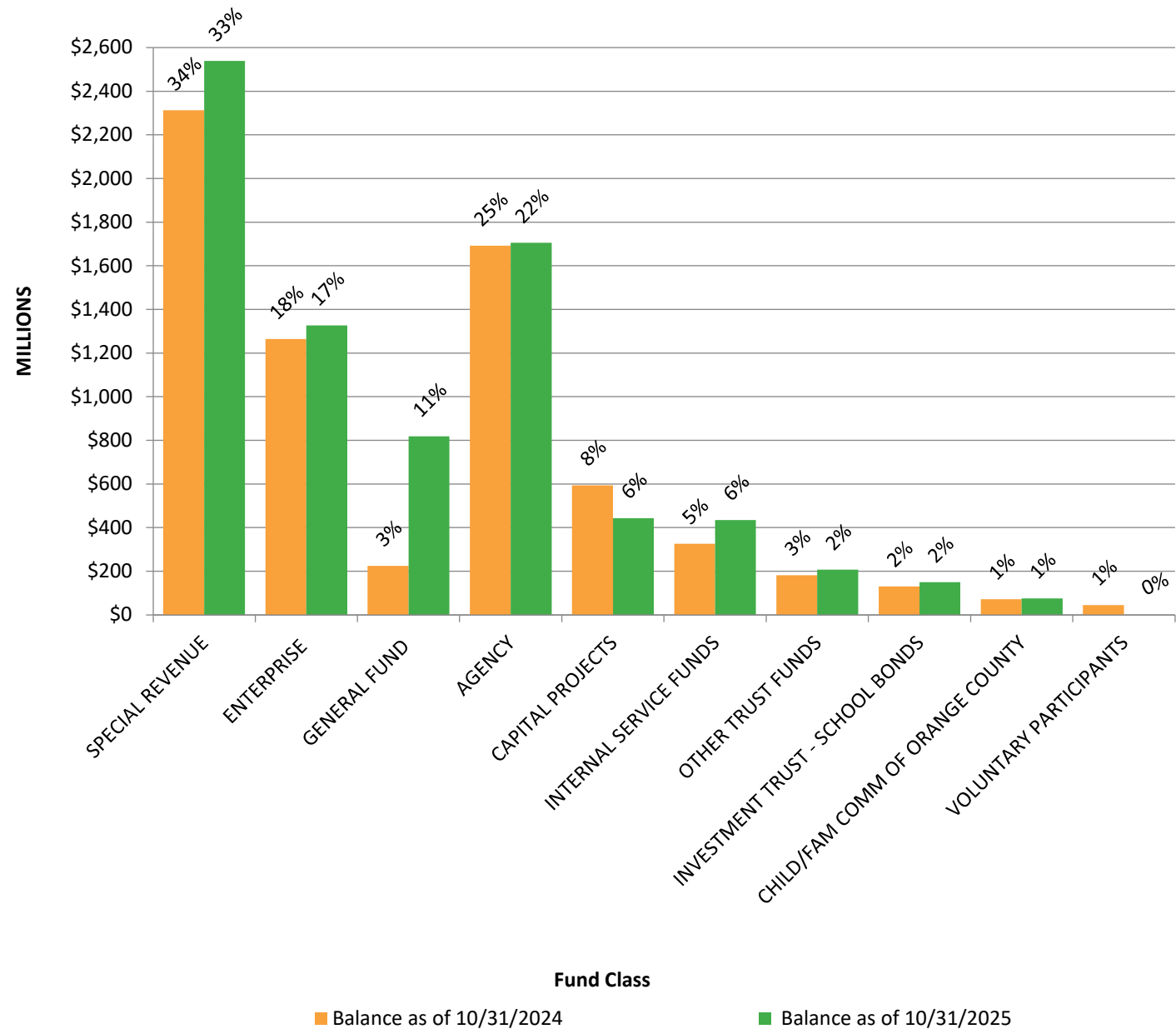
** Cash at Bank accrues ECR used to pay banking related costs.

ORANGE COUNTY INVESTMENT POOL COMPOSITION BY ACCOUNTING FUND AS OF OCTOBER 31, 2025

ACCOUNTING FUND	BALANCE
SPECIAL REVENUE	\$ 2,538,856,309
AGENCY	1,705,718,146
ENTERPRISE	1,326,750,694
GENERAL FUND	817,846,488
CAPITAL PROJECTS	443,293,258
INTERNAL SERVICE FUNDS	434,634,084
OTHER TRUST FUNDS	207,207,813
INVESTMENT TRUST - SCHOOL BONDS	149,991,087
CHILD/FAM COMM OF ORANGE COUNTY	75,923,813
TOTAL	\$ 7,700,221,692

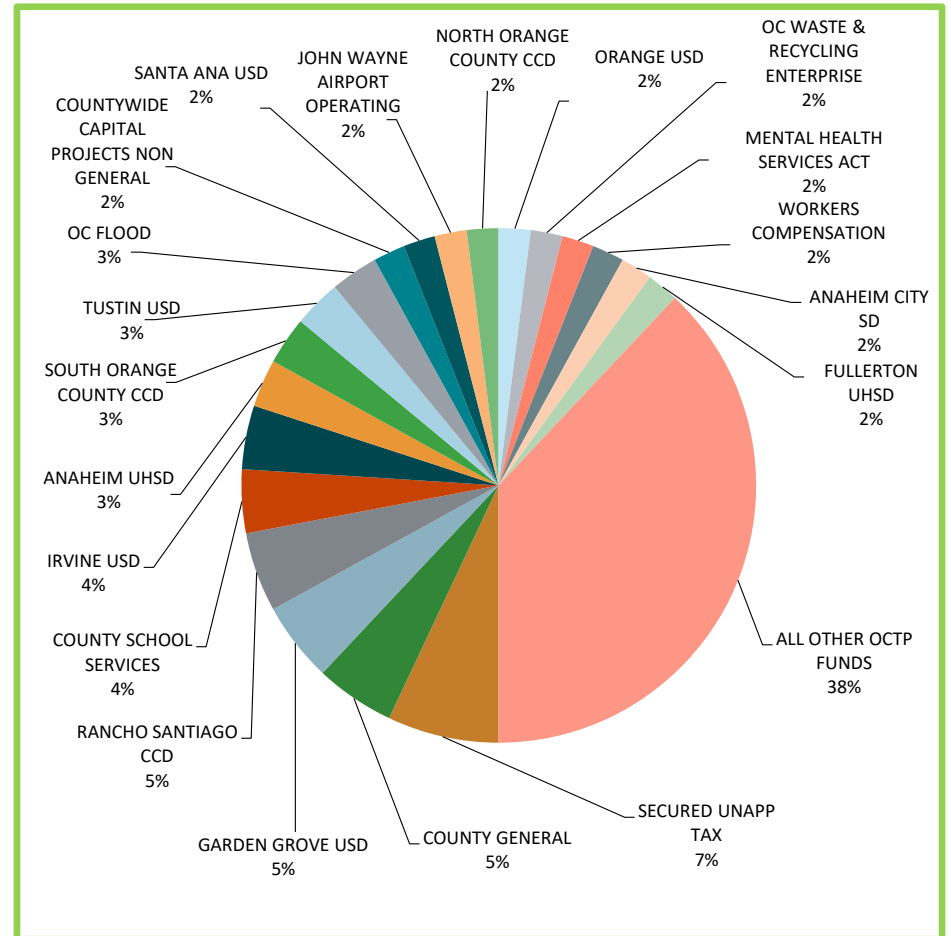


ORANGE COUNTY INVESTMENT POOL
COMPOSITION BY ACCOUNTING FUND
AS OF OCTOBER 31, 2025



**ORANGE COUNTY TREASURY POOL
TOP 20 POOL PARTICIPANTS - ACCOUNTING FUND NUMBERS
AS OF OCTOBER 31, 2025**

FUND #	FUND ACCOUNT NAME	BALANCE ⁽¹⁾
673	SECURED UNAPP TAX	\$ 1,080,599,611
100	COUNTY GENERAL	817,843,898
72	GARDEN GROVE USD	738,096,144 (1)
92	RANCHO SANTIAGO CCD	727,554,020
94	COUNTY SCHOOL SERVICES	640,049,684
75	IRVINE USD	561,196,304 (1)
64	ANAHEIM UHSD	521,406,828 (1)
96	SOUTH ORANGE COUNTY CCD	486,585,206
87	TUSTIN USD	466,261,646 (1)
400	OC FLOOD	387,844,354
15D	COUNTYWIDE CAPITAL PROJECTS NON GENERAL	371,961,136
84	SANTA ANA USD	365,786,965 (1)
280	JOHN WAYNE AIRPORT OPERATING	332,036,432
88	NORTH ORANGE COUNTY CCD	319,541,325 (1)
80	ORANGE USD	297,806,368 (1)
299	OC WASTE & RECYCLING ENTERPRISE	258,179,733
13Y	MENTAL HEALTH SERVICES ACT	251,757,045
293	WORKERS COMPENSATION	248,390,084
04	ANAHEIM CITY SD	233,737,488 (1)
70	FULLERTON UHSD	227,300,514 (1)
	ALL OTHER OCTP FUNDS	5,599,564,312 (1)
TOTAL		<u>\$ 14,933,499,097</u>



(1) BALANCES INCLUDE GENERAL OBLIGATION BOND PROCEEDS

Department of Education Bond Fund Balances
From 10/31/2024 to 10/31/2025

Fund	Description	PRIOR YEAR 10/31/2024	PRIOR MONTH 09/30/2025	CURRENT MONTH 10/31/2025	Monthly \$ Change	Year \$ Change	Yearly % Change
042128	ANAHEIM ESD GOB EL 2010, SERIES 2016 (2)	229,762.86	-	-	-	(229,762.86)	-100.00%
042130	ANAHEIM ESD GOB EL 2016, SER 2018A	2,103,099.34	1,156,302.71	1,018,922.99	(137,379.72)	(1,084,176.35)	-51.55%
042131	ANAHEIM ESD GOB EL 2010, SERIES 2019	15,192,641.32	10,034,336.20	8,896,974.33	(1,137,361.87)	(6,295,666.99)	-41.44%
042132	ANAHEIM ESD GOB EL 2010 SERIES 2022	27,710,759.89	14,075,662.07	12,563,416.32	(1,512,245.75)	(15,147,343.57)	-54.66%
042133	ANAHEIM ESD GOB EL 2016 SERIES B	84,317,516.87	84,752,015.01	84,878,422.22	126,407.21	560,905.35	0.67%
082121	BUENA PARK SD GO BOND 2014, MEASURE B SERIES 2021	87,841.67	104,493.38	104,840.89	347.51	16,999.22	19.35%
082122	BUENA PARK SD GOB EL 2014 SERIES 2023	12,570,309.89	3,449,433.74	3,072,337.37	(377,096.37)	(9,497,972.52)	-75.56%
082123	BUENA PARK SD GOB EL 2024 SERIES 2025	-	28,535,350.95	28,551,406.79	16,055.84	28,551,406.79	100.00%
122124	CENTRALIA SD GOB EL 2016, SERIES 2020B	1,402,035.36	1,456,578.26	1,461,422.39	4,844.13	59,387.03	4.24%
122126	CENTRALIA ESD GOB EL 2016 SERIES C	3,175,796.10	478,101.31	412,250.45	(65,850.86)	(2,763,545.65)	-87.02%
222121	FULLERTON ELEM BLDG FUND	856.61	889.94	892.90	2.96	36.29	4.24%
222124	FULLERTON ESD GOB EL 2024 SERIES A	-	32,823,476.13	31,552,776.31	(1,270,699.82)	31,552,776.31	100.00%
302123	LA HABRA SD GOB EL 2024 SERIES A	-	18,082,573.14	17,416,691.32	(665,881.82)	17,416,691.32	100.00%
302128	LA HABRA CSD GOB EL 2012, SER 2018D	13.40	13.95	14.00	0.05	0.60	4.48%
302129	LA HABRA CITY SD EL 2012, SERIES 2021E	21,649.69	41.27	41.41	0.14	(21,608.28)	-99.81%
382121	OCEAN VIEW SD GOB EL 2016, SER 2017A (3)	166.57	-	-	-	(166.57)	-100.00%
382122	OCEAN VIEW USD GOB EL 2016 SERIES C (3)	25,069.63	-	-	-	(25,069.63)	-100.00%
382124	OCEAN VIEW SD GOB EL 2016, SERIES 2020B (3)	10,853.99	-	-	-	(10,853.99)	-100.00%
382126	OCEAN VIEW SD GOB EL 2016 SERIES D (3)	5,489,812.77	-	-	-	(5,489,812.77)	-100.00%
602127	WESTMINSTER SD EL 2016 SERIES 2020C	341,446.02	55.59	-	(55.59)	(341,446.02)	-100.00%
602129	WESTMINSTER SD GOB EL 2016 SERIES E	2,422,676.01	716,528.85	202.02	(716,326.83)	(2,422,473.99)	-99.99%
642127	ANAHEIM UHSA GOB EL 2014, SERIES 2019 (1)	677,761.90	-	-	-	(677,761.90)	-100.00%
642128	ANAHEIM UHSD GOB EL 2024 SERIES A	-	166,417,081.19	164,961,022.73	(1,456,058.46)	164,961,022.73	100.00%
662122	BREA OLINDA GOB EL 1999, SER 2003A BLDG FUND	3.17	1,026.86	1,030.28	3.42	1,027.11	32400.95%
662123	BREA OLINDA USD GOB EL 2024 SERIES A	-	39,628,193.25	39,514,426.35	(113,766.90)	39,514,426.35	100.00%
702121	FULLERTON HIGH BLDG	7,589,950.44	8,961,370.68	8,989,077.22	27,706.54	1,399,126.78	18.43%
702128	FULLERTON JUHSD GOB EL 2014, SER 2019D	2,942.11	96.58	96.90	0.32	(2,845.21)	-96.71%
702129	FULLERTON JUHSD GOB EL 2014 SERIES 2020E	10,176,668.81	7,889,615.57	7,818,331.62	(71,283.95)	(2,358,337.19)	-23.17%
702130	FULLERTON JUHSD GOB EL 2024 SERIES A (2025)	-	119,412,221.56	118,170,845.28	(1,241,376.28)	118,170,845.28	100.00%
722126	GARDEN GROVE GOB ELECTION 2016, SERIES 2017	0.01	-	-	-	(0.01)	-100.00%
722127	GARDEN GROVE USD GOB EL 2016 SERIES 2019	0.63	-	-	-	(0.63)	-100.00%
722128	GARDEN GROVE USD EL 2016, SERIES 2021	1.49	1.18	-	(1.18)	(1.49)	-100.00%
722129	GARDEN GROVE USD GOB EL 2016 SERIES 2022	18,428,248.00	7,141,812.38	7,052,171.52	(89,640.86)	(11,376,076.48)	-61.73%
752121	IRVINE USD SFID#1 GOB EL 2016, SERIES 2016A	84,479,453.39	78,025,606.19	78,081,032.90	55,426.71	(6,398,420.49)	-7.57%
772129	LOS ALAMITOS USD GOB EL 2008, SERIES F	71.89	0.38	0.06	(0.32)	(71.83)	-99.92%
772130	LOS ALAMITOS USD GOB EL 2008 SERIES 2020G	8,665.21	0.20	0.08	(0.12)	(8,665.13)	-99.999%
772131	LOS ALAMITOS USD GOB EL 2018 SERIES 2020B	4.67	0.02	-	(0.02)	(4.67)	-100.00%

Department of Education Bond Fund Balances
From 10/31/2024 to 10/31/2025

Fund	Description	PRIOR YEAR 10/31/2024	PRIOR MONTH 09/30/2025	CURRENT MONTH 10/31/2025	Monthly \$ Change	Year \$ Change	Yearly % Change
772132	LOS ALAMITOS USD GOB EL 2008 SERIES H MEASURE K	46.66	100.77	1.11	(99.66)	(45.55)	-97.62%
772133	LOS ALAMITOS USD GOB EL 2018 SERIES C MEASURE G	10,578,093.56	218,046.29	4,404.28	(213,642.01)	(10,573,689.28)	-99.96%
782126	NEWPORT-MESA USD GOB EL 2005, SER 2017	13,217,868.94	180,331.83	126,809.08	(53,522.75)	(13,091,059.86)	-99.04%
802121	ORANGE USD, GOB ELEC 2016, SERIES 2018	3,763,951.83	8,260,747.66	8,291,235.82	30,488.16	4,527,283.99	120.28%
802122	ORANGE USD GOB EL 2016 SERIES 2022	46,816,086.97	24,729,665.71	23,944,228.39	(785,437.32)	(22,871,858.58)	-48.85%
842122	SANTA ANA USD GOB EL 2018, SERIES A	12,407.14	51.39	51.56	0.17	(12,355.58)	-99.58%
842123	SANTA ANA USD EL 2018, SERIES 2021B	710,690.64	2,574.84	2,583.41	8.57	(708,107.23)	-99.64%
842130	SANTA ANA USD GOB 2018 EL 2022 SERIES C	52,216,170.84	47,060,805.31	46,652,641.00	(408,164.31)	(5,563,529.84)	-10.65%
872132	TUSTIN USD GOB EL 2012 SERIES C	10,642,896.90	5,775,705.97	4,663,113.98	(1,112,591.99)	(5,979,782.92)	-56.19%
872133	TUSTIN USD GOB EL 2024 SERIES 2025	-	87,280,972.85	87,136,295.27	(144,677.58)	87,136,295.27	100.00%
882123	NOCCCD GOB EL 2014, SERIES B	30,476,180.42	499.06	500.66	1.60	(30,475,679.76)	-99.998%
882124	NOCCCD GOB EL 2014 SERIES C	161,025,213.03	132,511,518.30	126,580,084.18	(5,931,434.12)	(34,445,128.85)	-21.39%
902125	COAST CCD, TECH ENDOW, GOB EL 2012, SER 2013B BLDG	2,317,530.37	781,570.45	726,684.95	(54,885.50)	(1,590,845.42)	-68.64%
902126	COAST CCD GOB ELECTION 2012, SERIES 2016C	4,913,835.69	5,104,945.43	5,121,922.90	16,977.47	208,087.21	4.23%
902129	COAST CCD GOB EL 2012, SERIES 2019F	26,899,314.43	19,461,436.77	19,450,491.98	(10,944.79)	(7,448,822.45)	-27.69%
992121	LOWELL JSD GOB EL 2018 SERIES 2019	21,105.63	938.41	941.53	3.12	(20,164.10)	-95.54%
992122	LOWELL JOINT SD GOB EL 2024 SERIES 2025	-	34,634,189.99	32,520,017.89	(2,114,172.10)	32,520,017.89	100.00%
Grand Total		640,077,472.76	989,146,979.57	969,740,654.64	(19,406,324.93)	329,663,181.88	51.50%

- (1) GOB(s) closed in March 2025
- (2) GOB(s) closed in June 2025
- (3) GOB(s) closed in August 2025

Orange County Treasurer-Tax Collector
Temporary Transfers to School Districts**
Fiscal Years 2011/2012 through 2025/2026

<u>Temporary Transfer-from OCEIP</u>	<u>Transfer Date</u>	<u>Maturity</u>	<u>Int Rate*</u>		<u>Original Amount</u>	<u>Principal Paydown</u>	<u>Principal Outstanding</u>
Anaheim Union High	4/30/2012	10/31/2012	0.560%	\$	55,000,000	\$ 55,000,000	\$ -
Anaheim Union High	10/10/2012	1/31/2013	0.440%		15,000,000	15,000,000	-
Anaheim Union High	2/28/2013	8/31/2013	0.380%		47,000,000	47,000,000	-
Anaheim Union High	4/28/2014	7/31/2014	0.470%		26,000,000	26,000,000	-
Anaheim Union High	10/23/2015	12/31/2015	0.760%		17,000,000	17,000,000	-
Anaheim Union High	8/23/2016	12/31/2016	0.780%		15,000,000	15,000,000	-
Anaheim City	4/29/2013	8/31/2013	0.380%		14,700,000	14,700,000	-
Anaheim City	9/9/2013	12/31/2013	0.340%		12,000,000	12,000,000	-
Anaheim City	4/28/2014	7/31/2014	0.470%		12,000,000	12,000,000	-
Anaheim City	8/1/2014	12/31/2014	0.460%		12,000,000	12,000,000	-
Anaheim City	8/3/2015	12/31/2015	0.760%		10,000,000	10,000,000	-
Brea Olinda	4/30/2012	10/31/2012	0.560%		3,000,000	3,000,000	-
Capistrano Unified	4/29/2013	7/31/2013	0.360%		15,000,000	15,000,000	-
Capistrano Unified	8/9/2013	12/31/2013	0.340%		55,000,000	55,000,000	-
Capistrano Unified	10/1/2014	12/31/2014	0.460%		25,000,000	25,000,000	-
Capistrano Unified	10/9/2015	4/30/2016	0.800%		40,000,000	40,000,000	-
Capistrano Unified	8/8/2016	1/31/2017	0.780%		60,000,000	60,000,000	-
Capistrano Unified	10/10/2017	1/31/2018	1.340%		60,000,000	60,000,000	-
Capistrano Unified	9/28/2018	1/31/2019	2.238%		40,000,000	40,000,000	-
Capistrano Unified	9/27/2019	1/31/2020	2.130%		40,000,000	40,000,000	-
Capistrano Unified	9/24/2020	1/29/2021	0.926%		40,000,000	40,000,000	-
Capistrano Unified	10/7/2021	1/31/2022	0.571%		25,000,000	25,000,000	-
Capistrano Unified	10/5/2022	1/31/2023	3.042%		25,000,000	25,000,000	-
Capistrano Unified	10/11/2024	1/31/2025	4.301%		25,000,000	25,000,000	-
Capistrano Unified	9/29/2025	1/31/2026	4.157%		45,000,000		45,000,000
Fullerton Joint Union High	4/30/2012	10/31/2012	0.560%		15,000,000	15,000,000	-
Fullerton Joint Union High	4/29/2013	8/31/2013	0.380%		15,000,000	15,000,000	-
La Habra City	4/30/2012	10/31/2012	0.560%		4,000,000	4,000,000	-
La Habra City	4/10/2013	8/31/2013	0.380%		4,000,000	4,000,000	-
La Habra City	4/28/2014	7/31/2014	0.470%		2,000,000	2,000,000	-
La Habra City	3/15/2021	10/31/2021	0.680%		10,000,000	10,000,000	-
Ocean View	4/29/2013	8/31/2013	0.380%		3,000,000	3,000,000	-
Placentia Yorba-Linda	10/10/2012	1/31/2013	0.440%		20,000,000	20,000,000	-
Placentia Yorba-Linda	2/28/2013	8/31/2013	0.380%		40,000,000	40,000,000	-
Santa Ana Unified	4/30/2012	10/31/2012	0.560%		70,000,000	70,000,000	-
Santa Ana Unified	4/15/2013	8/31/2013	0.380%		45,000,000	45,000,000	-
Santa Ana Unified	4/28/2014	7/31/2014	0.470%		35,000,000	35,000,000	-
Savanna School District	11/2/2015	1/6/2016	0.760%		1,000,000	1,000,000	-
Total Temporary Transfers				\$	997,700,000	\$ 952,700,000	\$ 45,000,000

* Int Rate is the Educational Investment Pool monthly apportionment gross yield for the last active month plus 10 basis points.

** Temporary Transfers are authorized by California Constitution Article XVI Section 6, and OC Board of Supervisors Resolution 24-011.

These transactions are reported in the County's books as Due to/From other Governmental Entities within the School Fund #650.

ORANGE COUNTY TREASURER-TAX COLLECTOR

CASH AVAILABILITY PROJECTION

FOR THE SIX MONTHS ENDING APRIL 30, 2026

The OCTP consists of funds in the County Treasury deposited by various entities required to do so by statute. The Treasurer, shall have the power and duty pursuant to Constitution Article XVI Section 6 and the Board of Supervisor's Resolution 24-011, to make temporary transfers to school districts to address their short-term cash needs. The loans are secured by tax receipts to be received by the County Treasurer, as the banker for the school districts. As reported, there were no temporary transfers outstanding as of October 31, 2025.

Pursuant to Government Code Section 29808, the Auditor-Controller may direct that amounts authorized by order, requisition, or other means be transferred from the accounts or funds of any district, public corporation, or public agency into one or more clearing funds in the County Treasury. This is for the purpose of enabling warrants for such entities to be drawn against the designated clearing funds. Legal investments made by the Board of Supervisors, acting in a fiduciary capacity, are not subject to this provision except to the extent funds are transferred into clearing accounts under this section.

The Treasurer, in the projection of cash availability to disburse funds as directed by the Auditor-Controller and the Department of Education, is primarily relying on historical trends involving deposits and withdrawals and known future cash flows. No representation is made as to an individual depositor's ability to meet their anticipated expenditures with anticipated revenues.

The Cash Availability Projection for the six months ending April 30, 2026, indicates the ability of the pool to meet projected expenditures. However, there will usually be differences between projected and actual results because events and circumstances frequently do not occur as expected and those differences may be material.

ORANGE COUNTY TREASURY POOL					
Month	Investment Maturities	Projected Deposits	Projected Disbursements	Cumulative Available Cash	
October 2025 - Ending Cash				\$	51,052,984
November	\$ 1,308,663,111	\$ 1,905,692,045	\$ 1,948,027,766		1,317,380,374
December	912,113,750	\$ 3,860,492,524	\$ 2,139,527,064		3,950,459,584
January	1,073,000,069	\$ 1,121,115,103	\$ 2,359,800,300		3,784,774,456
February	982,175,347	\$ 1,089,652,781	\$ 1,621,909,502		4,234,693,082
March	982,859,958	\$ 1,544,609,590	\$ 1,956,461,307		4,805,701,323
April	1,115,911,250	\$ 3,420,296,462	\$ 2,327,452,406		7,014,456,629

ORANGE COUNTY TREASURER-TAX COLLECTOR
STATEMENT OF ACCOUNTABILITY
FOR THE MONTH ENDED OCTOBER 31, 2025

	October 2025
Cash Accountability at the Beginning of the Period:	\$ 14,408,994,662
OCTP Cash Deposits:	
County	1,657,695,132
School and Community College Districts	621,447,423
Total Cash Receipts	2,279,142,555
OCTP Cash Disbursements:	
County	639,936,199
School and Community College Districts	1,088,556,051
Total Cash Disbursements	1,728,492,250
Net Change in Cost Value of OCTP and Cash	550,650,305
Net Change in the CCCD Bond Proceeds Account	4,458
Cash Accountability at the End of the Period:	\$ 14,959,649,425
Assets in the County Treasury at the End of the Period (Cost):	
Pooled Investments:	
Orange County Treasury Pool	\$ 14,882,446,113
Total Pooled Investments	14,882,446,113
Bond Proceeds Account:	
CCCD Series 2017E Bonds	26,150,328
Total Bond Proceeds Account	26,150,328
OCTP Cash:	
Cash in Banks	50,770,758
Cash - Other	282,226
Total Cash	51,052,984
Total Assets in the County Treasury at the End of the Period:	\$ 14,959,649,425

MONTHLY TREASURER'S INVESTMENT REPORT

Distribution List

County of Orange Elected Officials

Honorable Don Barnes, Sheriff-Coroner
Honorable Hugh Nguyen, Clerk-Recorder
Honorable Claude Parrish, Assessor
Honorable Todd Spitzer, District Attorney/
Public Administrator
Honorable Andrew Hamilton, Auditor-Controller

Investment/Audit Oversight Committee

Yvonne Rowden	Mark Wille
Tim Johnson	Hon. Katrina Foley
Drew Atwater	Hon. Doug Chaffee
Larry Himmel	Aggie Alonso
Michelle Aguirre	Hon. Andrew Hamilton
Stefan Bean (IOC only)	

County of Orange Departments

Assessor
Auditor-Controller
Campaign Finance and Ethics Commission
Child Support Services
Clerk of the Board
Clerk-Recorder
County Counsel
County Executive Office
District Attorney/Public Administrator
Health Care Agency
Human Resources Services
Independent Review
Internal Audit
John Wayne Airport
OC Community Resources
OC Public Works
OC Waste & Recycling
Probation
Public Defender
Registrar of Voters
Sheriff-Coroner
Social Services Agency

County Agencies

Civic Center Commission
First 5 Orange County, Children & Families Commission
In-Home Supportive Services
Orange County Public Law Library
Orange County Employees Retirement System
Orange County Cemetery District
Orange County Housing Finance Trust
Orange County Fire Authority
Orange County Transportation Authority
Santa Ana River Flood Protection Agency
Transportation Corridor Agencies

State of California

Superior Court

Orange County School Districts

Orange County Department of Education
Anaheim City School District
Anaheim Union High School District

Brea-Olinda Unified School District
Buena Park School District
Capistrano Unified School District
Centralia School District
Cypress School District
Fountain Valley School District
Fullerton School District
Fullerton Joint Union High School District
Garden Grove Unified School District
Huntington Beach City School District
Huntington Beach Union High School District
Irvine Unified School District
Laguna Beach Unified School District
La Habra City School District
Los Alamitos Unified School District
Lowell Joint School District
Magnolia School District
Newport-Mesa Unified School District
Ocean View School District
Orange Unified School District
Placentia-Yorba Linda Unified School District
Saddleback Valley Unified School District
Santa Ana Unified School District
Savanna School District
Tustin Unified School District
Westminster School District

Orange County Community College Districts (CCD)

Coast CCD
North Orange County CCD
Rancho-Santiago CCD
South Orange County CCD

Orange County Regional Occupational Programs (ROP)

Capistrano-Laguna Beach ROP
Coastline ROP
North Orange County ROP

Interested Local Agencies

Serrano Water District
City of Villa Park
City of Tustin
Mesa Water District
Orange County Water District
Municipal Water District of Orange County
Orange County Mosquito and Vector Control District
Buena Park Library District
Local Agency Formation Commission
Villa Park Community Services Foundation
City of Laguna Niguel
City of Lake Forest
Foothill/Eastern TCA
San Joaquin Hills TCA
Foothill/Eastern TCA/RCC
City of Laguna Woods
City of Mission Viejo
Placentia Library District
City of Huntington Beach
Orange County Transportation Authority