

*Treasurer's Monthly*  
**INVESTMENT**  
**REPORT**

May 2024

From the Office of  
SHARI L. FREIDENRICH, CPA, CCMT, CPFA, ACPFIM  
Orange County Treasurer



COUNTY OF ORANGE

**TREASURER’S INVESTMENT REPORT**

**For May 31, 2024**

Table of Contents

<b>I.</b>	<b>Memo to Board of Supervisors-Executive Summary</b>	<b>3</b>
<b>II.</b>	<b>Investment Pool Summary, Statistics and Charts, Fund Composition, Top Ten Participants</b>	<b>5</b>
<b>III.</b>	<b>Investment Objectives</b>	<b>11</b>
	- <i>Safety - Investment Type/Credit Quality</i>	
	- <i>Liquidity - Maturities Distribution</i>	
	- <i>Yield - Interest Rate Yield</i>	
<b>IV.</b>	<b>Cash Availability Projection per California Government Code Section 53646(b)(3)</b>	<b>16</b>
<b>V.</b>	<b>Statement of Accountability</b>	<b>17</b>
<b>VI.</b>	<b>Investment Policy and Treasury Oversight Committee (TOC) Bylaws Compliance Summary</b>	<b>18</b>
	- <i>OCTP Investment Policy (IPS) Compliance Summary</i>	
	- <i>IPS Compliance Summary for Specific Investment Accounts</i>	
	- <i>Compliance Summary for the CCCD Bond Proceeds Account</i>	
	- <i>Investment Policy (IPS) and Treasury Oversight Committee (TOC) Compliance Summary</i>	
	- <i>Noncompliance Detail</i>	
<b>VII.</b>	<b>Portfolio Investment Inventory with Market Values</b>	<b>23</b>
	- <i>OCTP</i>	
	- <i>Non-pooled Investments</i>	
	- <i>Investments with Trustees - CEO/Public Finance</i>	
	- <i>Temporary Transfers to School Districts</i>	
<b>VIII.</b>	<b>Detailed Transaction</b>	<b>52</b>
	- <i>Transaction Report by Fund for all Funds</i>	
	- <i>Money Market Mutual Fund and LAIF Transactions</i>	
<b>IX.</b>	<b>Distribution List</b>	<b>59</b>



OFFICE OF THE TREASURER-TAX COLLECTOR  
SHARI L. FREIDENRICH, CPA, CCMT, CPFA, ACPFIM




---

**INTERDEPARTMENTAL COMMUNICATION**

---

**Date:** June 18, 2024

**To:** Chairman Donald P. Wagner  
Vice Chairman Doug Chaffee  
Supervisor Andrew Do  
Supervisor Vicente Sarmiento  
Supervisor Katrina Foley

**From:** Shari L. Freidenrich, CPA, CCMT, CPFA, ACPFIM 

**Subject:** Treasurer's Investment Report for the Month Ended May 31, 2024

---

The Treasurer's Investment Report for the month ended May 31, 2024, is attached, is online at [octreasurer.com/publicfunds](http://octreasurer.com/publicfunds) and is provided in compliance with California Government Code Sections 53607, 53646 and 27134 and the County's Investment Policy Statement (IPS) approved by the Board of Supervisors on December 19, 2023. This report contains various charts and information for the Orange County Investment Fund (OCIF), defined in the IPS as all monies under the investment authority of the Treasurer. The OCIF consists of Pooled Funds, defined in the IPS as the Orange County Treasurer's Pool (OCTP), Specific Investment Accounts and a Bond Proceeds Account that, by law, are called the County Treasury.

**OCIF STATISTICS**

The OCIF summary shows the total investment responsibility of the County Treasurer as delegated by the Board of Supervisors. The primary goal is to invest public funds in a manner that will provide for maximum security of principal invested with secondary emphasis on providing adequate liquidity to pool participants and lastly to achieve a market rate of return within the parameters of prudent risk management while conforming to all statutes and resolutions governing the investment of public funds.

This summary includes OCIF statistics, such as cost, book value, market value, daily and monthly yields, the weighted average maturity and the net asset value. The report also contains limited pooled fund information on the two reporting entities, the Orange County Investment Pool (OCIP) that includes the County's and the Voluntary Participants' funds and the Orange County Educational Investment Pool (OCEIP) that includes all funds of the Educational Districts.

All investments in OCTP, the Specific Investments and Bond Proceeds Account are marked to market daily to calculate their daily fair value. The current market values for OCTP, Specific Investment Accounts (Pension Prepayment-CEO and Fountain Valley School District) and Bond Proceeds Account (CCCD Series 2017E Bonds) continue to be below book values. Each of these has sufficient liquidity to meet their projected cash flow needs. The maximum maturity of the OCTP is five years, with duration not to exceed 1.5 years. The duration is currently at 1.08 year. To further maintain safety, adherence to an investment strategy of only purchasing top-rated securities and diversification of instrument types and maturities, is required. On November 1, 2023, Fitch assigned the OCTP their highest credit rating of AA-Af for credit risk and a rating of S1, indicating a very low sensitivity to market risk.

## **ECONOMIC UPDATE**

The U.S. economy continues to experience employment gains, yet inflation remains above the Federal Open Market Committee's (FOMC) target of 2%. Job gains were 272,000 in May after increasing 165,000 (revised) in April, while April's headline inflation decreased to 3.4% year over year, lower than March's 3.5%. The FOMC held interest rates at a range of 5.25-5.50% on June 12, 2024. Neither the financial market nor the FOMC are pricing a change at the next FOMC meeting on July 31, 2024. Other recent U.S. economic releases include:

- Gross Domestic Product (revised) slowed to 1.3% (survey: +1.3%) in the first quarter compared to the fourth quarter's rise of 3.4% (revised).
- The Unemployment Rate increased to 4.0% (survey: 3.9%) in May from 3.9% in April.
- The Empire State Manufacturing Index decreased to -15.6 (survey: -10.0) from the prior month's -14.3 while the Philadelphia Fed Index decreased to 4.5 (survey: 7.8) from 15.5 in May. The Federal Reserve uses these indexes as regional economic gauges with a positive reading signaling economic expansion.

The Treasury par yield curve lowered, yet remained inverted in May. The 90-day Treasury Bill rate remained at 5.46%. The 2-year Treasury Note fell to 4.89% from 5.04% while the 10-year Treasury Bond rate decreased to 4.51% from 4.69%.

## **INVESTMENT INTEREST YIELDS AND FORECAST**

The current OCTP gross and net yields for fiscal year 2023-2024 are 4.25% and 4.21%. The daily gross yield for OCTP as of May 31, 2024, is 4.42%. The revised forecast for the OCTP gross yield for the fiscal year 2023/2024 is expected to be 4.31%. The investment administration fee for fiscal year 2023/2024 is estimated to be lower than the originally estimated 5.0 basis points, primarily due to higher average balances than originally estimated and higher cost savings expected for the remainder of the fiscal year. The monthly investment administrative fee charged for May 2024 was 1.0 basis points.

## **APPORTIONMENT OF COMMINGLED POOL INTEREST EARNINGS**

Monthly, the County Treasurer apportions the accrued interest earnings. As of the first business day of the following month accrued, but unpaid, interest earnings are added to pool participants' average balances in determining a participant's relative share of the pool's monthly earnings. The actual cash distribution for March 2024, April 2024 and May 2024 interest apportionments are expected to be paid in June 2024, July 2024 and August 2024, respectively.

## **TEMPORARY TRANSFERS**

The County Treasurer, as required by Constitution Article XVI, Section 6, and per the Board of Supervisor's Resolution 15-016, is authorized to make temporary transfers to school districts to address their short-term cash flow needs. The loans are secured by tax receipts to be received by the County Treasurer as the banker for the school districts. There were no temporary transfers outstanding as of May 2024.

## **COMPLIANCE SUMMARY**

The investments in OCIF had no compliance exceptions in the month of May 2024.

## **CREDIT UPDATE**

During May, there were no credit rating changes and no changes to the Treasurer's Approved Issuer List. Credit analysis occurs for all issuers owned on a daily, monthly, quarterly and annual basis.

I certify that this report includes the OCTP, the Specific Investment Accounts and the Bond Proceeds Account as of May 31, 2024, and is in conformity with all State laws, the IPS and bond documents. The OCTP herein shown provides adequate liquidity to meet the next six months of projected cash flow requirements. I am available if you have any questions on this Investment Report at (714) 834-7625.

Enclosures

cc: Distribution List



**ORANGE COUNTY TREASURER-TAX COLLECTOR**  
**ORANGE COUNTY INVESTMENT FUND (OCIF)**  
**ORANGE COUNTY TREASURER'S POOL (OCTP), SPECIFIC INVESTMENT AND BOND PROCEEDS ACCOUNTS <sup>(1)</sup>**  
**FOR THE MONTH ENDED: MAY 31, 2024**

**OCTP INVESTMENT STATISTICS <sup>(2)</sup>**

DESCRIPTION	CURRENT BALANCES	Duration	Daily Yield as of 05/31/2024	MONTHLY Gross Yield	Current NAV
Orange County Treasurer's Pool (OCTP)	MARKET Value <sup>(3)</sup> \$ 15,583,740,635	1.08	4.415%	4.376%	0.9936
	COST (Capital) \$ 15,643,115,550				
	MONTHLY AVG Balance \$ 16,041,822,552				
	BOOK Value \$ 15,684,369,794				

**SPECIFIC INVESTMENT ACCOUNTS STATISTICS <sup>(2)</sup>**

DESCRIPTION	CURRENT BALANCE	Fund	MONTHLY Gross Yield	MARKET Value <sup>(3)</sup>	Book Value	Current NAV
Pension Prepayment-CEO (PP-CEO)	MARKET Value <sup>(3)</sup> \$ 561,055,222	PP-CEO	4.597%	\$ 528,115,934	528,170,834	0.9999
Fountain Valley School District Fund 40 (FVSD)	COST (Capital) \$ 523,779,713	FVSD	2.623%	32,939,287	33,913,177	0.9713
	MONTHLY AVG Balance \$ 532,583,784					
	BOOK Value \$ 562,084,011					

**BOND PROCEEDS ACCOUNT STATISTICS <sup>(2)</sup>**

DESCRIPTION	CURRENT BALANCE	Fund	MONTHLY Gross Yield	MARKET Value <sup>(3)</sup>	Book Value	Current NAV
CCCD Series 2017E Bonds (CCCD)	MARKET Value <sup>(3)</sup> \$ 22,317,153	CCCD	3.275%	\$ 22,317,153	23,934,632	0.9324
	COST (Capital) \$ 24,866,588					
	MONTHLY AVG Balance \$ 24,842,514					
	BOOK Value \$ 23,934,632					

**OCIF TOTALS**

INVESTMENTS & CASH		YEAR-TO-DATE EARNINGS	
OCTP Investments	\$ 15,643,115,550	OCTP	\$ 587,769,721
OCTP Cash	12,026,211	OCIP	255,932,870
		OCEIP	331,836,851
Specific Investment Accounts	532,583,784	Specific Investment Accounts	21,900,737
Bond Proceeds Account	24,866,588	Bond Proceeds Account	736,825
<b>Total Assets in the County Treasury</b>	<b>\$ 16,212,592,133</b>	<b>Total OCIF Year-To-Date Earnings</b>	<b>\$ 610,407,283</b>

**INTEREST RATE YIELD**

**WEIGHTED AVERAGE MATURITY (WAM)**

OCTP - YTD NET YIELD	4.212%	OCTP	419
90-DAY T-BILL YIELD - YTD AVERAGE	5.406%	LGIP (Standard & Poors)	36

(1) Reported in compliance with the 2024 IPS Section XII that requires at least quarterly reporting per Government Code Section (GCS) 53641 and 27134, and GCS 53607 which requires monthly investment transactions as reported in the pages following.

(2) The market values of OCTP, PP-CEO, FVSD, and CCCD, continue to stay below book values. The OCTP, PP-CEO, FVSD, and CCCD have sufficient liquidity to meet projected cash flow needs.

(3) Market values provided by Northern Trust and excludes accrued interest.

**ORANGE COUNTY TREASURER-TAX COLLECTOR**  
**SUMMARY OF INVESTMENT DATA - ORANGE COUNTY TREASURER'S POOL**  
**INVESTMENT TRENDS**

	MAY 2024	APRIL 2024	INCREASE (DECREASE)	NET CHANGE %	MAY 2023	INCREASE (DECREASE)	NET CHANGE %
End Of Month Market Value <sup>1</sup>	\$ 15,583,740,635	\$ 16,478,114,053	\$ (894,373,418)	-5.43%	\$ 14,488,976,783	1,094,763,852	7.56%
End Of Month Book Value	\$ 15,684,369,794	\$ 16,613,606,581	\$ (929,236,787)	-5.59%	\$ 14,666,862,954	1,017,506,840	6.94%
Monthly Average Balance	\$ 16,041,822,552	\$ 16,509,843,256	\$ (468,020,704)	-2.83%	\$ 15,116,487,964	925,334,588	6.12%
Year-To-Date Average Balance <sup>2</sup>	\$ 14,887,822,446	\$ 14,772,422,435	\$ 115,400,011	0.78%	\$ 13,470,988,529	1,416,833,917	10.52%
Monthly Accrued Earnings <sup>3</sup>	\$ 60,158,459	\$ 61,415,308	\$ (1,256,849)	-2.05%	\$ 46,634,186	13,524,273	29.00%
Monthly Net Yield <sup>3</sup>	4.366%	4.468%	-0.102%	-2.28%	3.566%	0.800%	22.43%
Year-To-Date Net Yield <sup>3</sup>	4.212%	4.195%	0.017%	0.41%	2.465%	1.747%	70.87%
Annual Estimated Gross Yield <sup>4</sup>	4.050%	4.050%	0.000%	0.00%	2.615%	1.435%	54.88%
Weighted Average Maturity (WAM) <sup>5</sup>	419	424	(5)	-1.18%	227	192	84.58%

<sup>1</sup> Market values provided by Northern Trust, excludes accrued interest.

<sup>2</sup> The Year-To-Date Average Balance is higher than the prior year primarily due to an increase in property assessed values of 6.41% in FY 23-24.

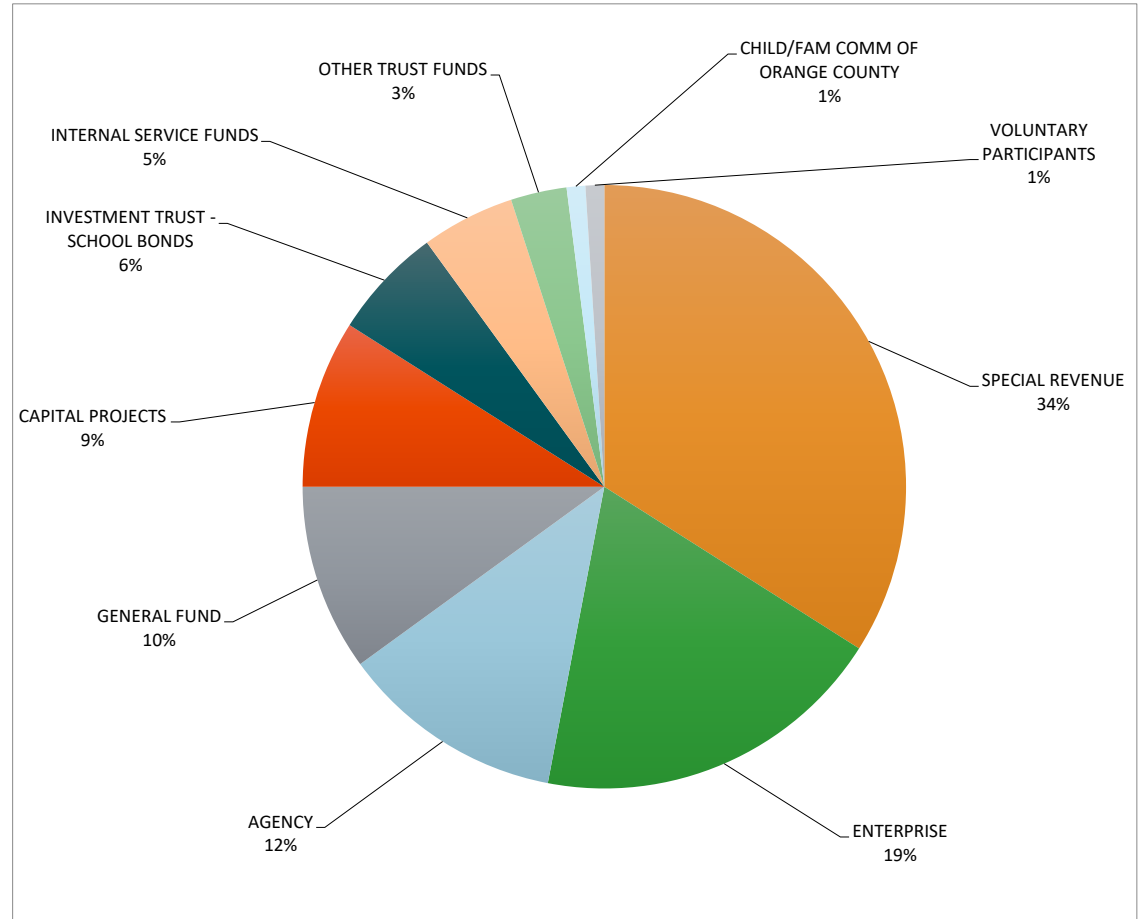
<sup>3</sup> The Monthly Accrued Earnings, Monthly Net Yield and Year-To-Date Net Yield are higher than prior year due to the FOMC target rate range of 5.25% -5.50%, and reinvestment yields that are higher than the current portfolio yield and the maturing securities, respectively.

<sup>4</sup> The Annual Estimated Gross Yield is higher than the prior year due to continued higher yields from short-term rate increases. The Annual Estimated Gross Yield for May 2023 is reported at the actual annual gross yields for FY 22-23.

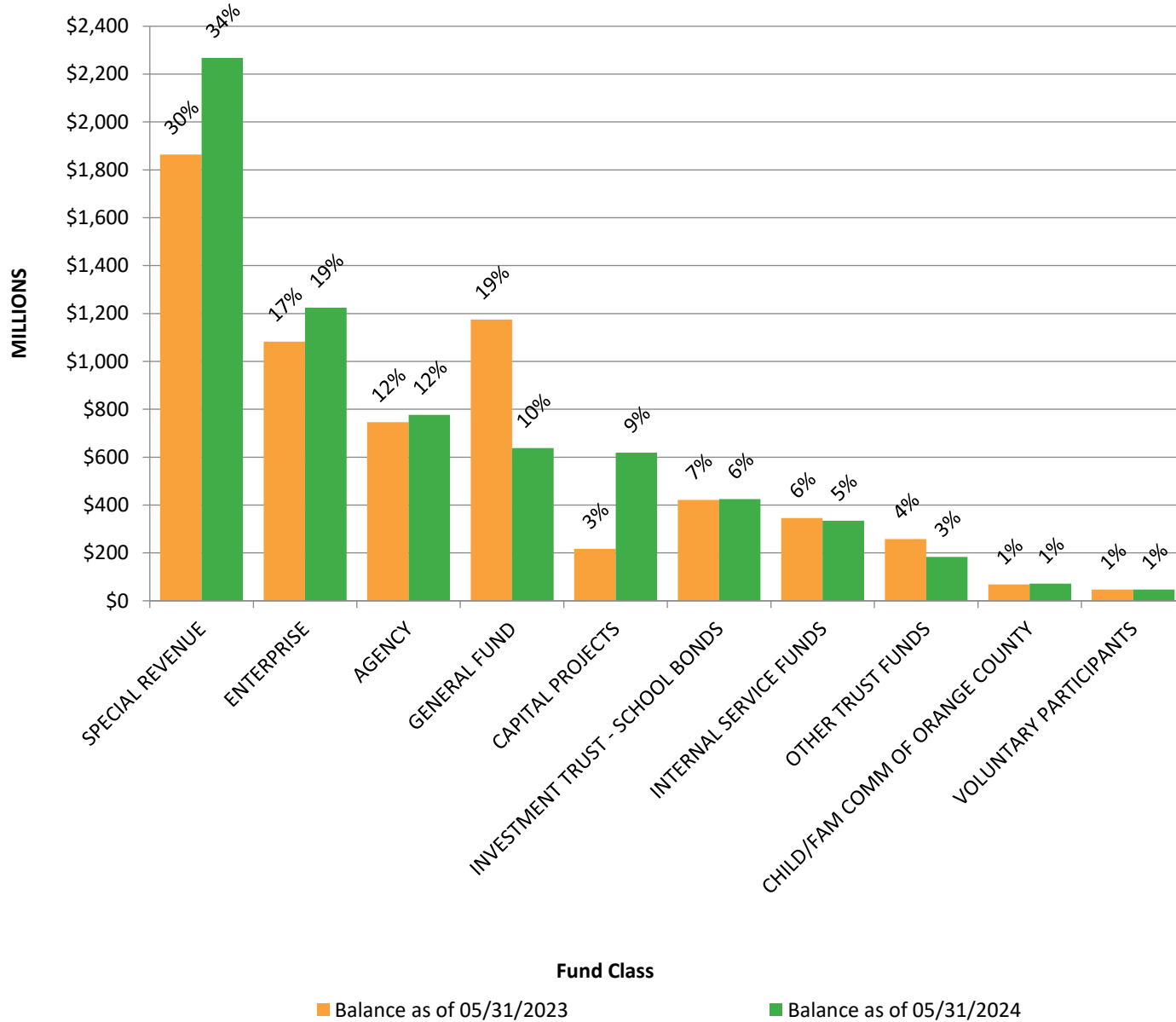
<sup>5</sup> The WAM is higher than the prior month and year due to longer term purchases. The financial market is not pricing a change in rates at the next FOMC meeting in July 2024.

**ORANGE COUNTY INVESTMENT POOL  
COMPOSITION BY FUND  
AS OF MAY 31, 2024**

<b>FUNDS</b>	<b>BALANCE</b>
SPECIAL REVENUE	2,268,284,538
ENTERPRISE	1,224,069,063
AGENCY	777,269,654
GENERAL FUND	638,522,605
CAPITAL PROJECTS	619,326,684
INVESTMENT TRUST - SCHOOL BONDS	425,373,467
INTERNAL SERVICE FUNDS	334,825,560
OTHER TRUST FUNDS	184,036,710
CHILD/FAM COMM OF ORANGE COUNTY	71,841,576
VOLUNTARY PARTICIPANTS	47,335,774
<b>TOTAL</b>	<b>6,590,885,631</b>



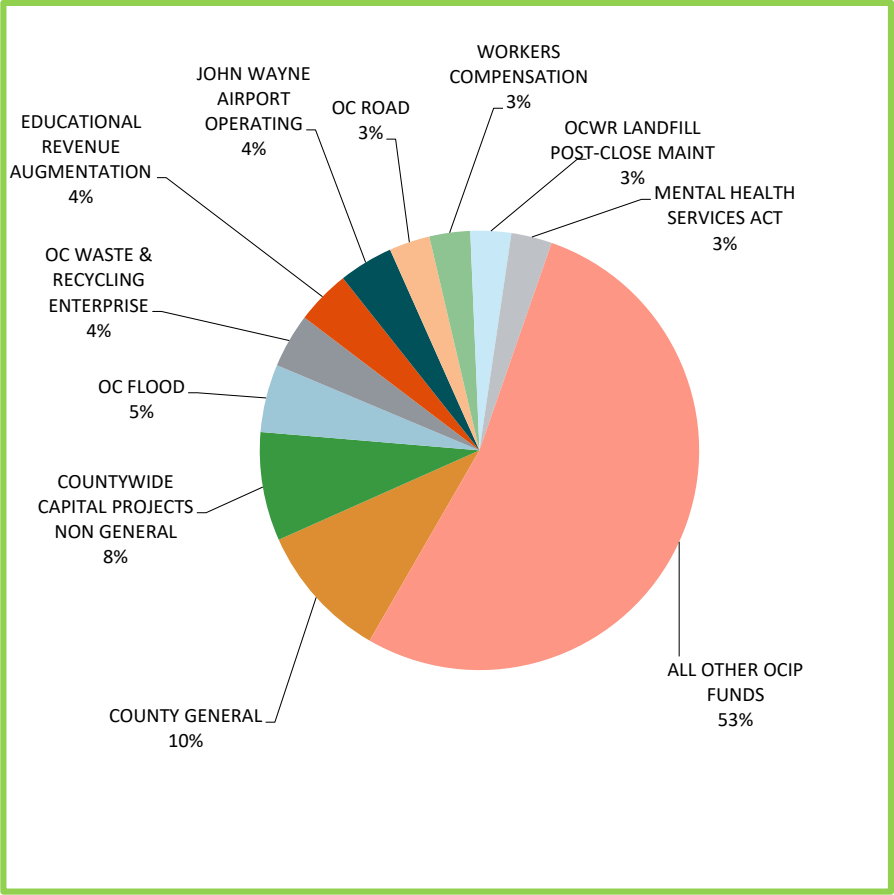
**ORANGE COUNTY INVESTMENT POOL  
COMPOSITION BY FUND  
AS OF MAY 31, 2024**





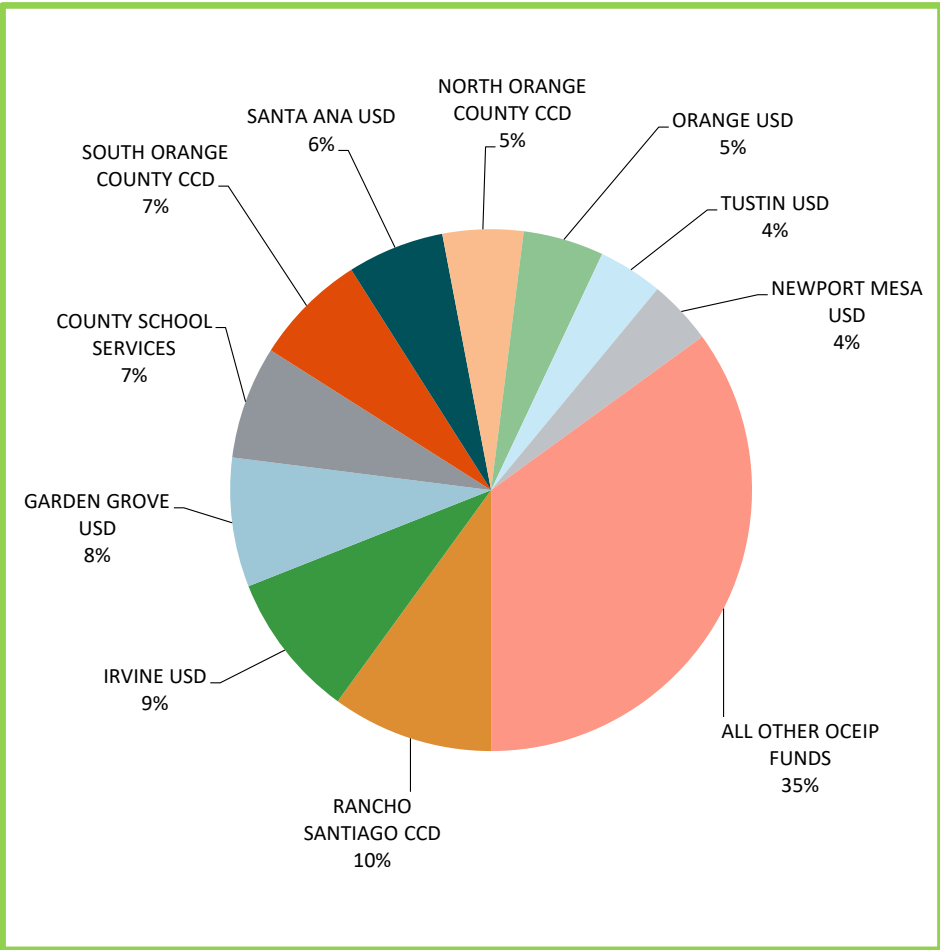
**ORANGE COUNTY INVESTMENT POOL  
TOP TEN POOL PARTICIPANTS  
AS OF MAY 31, 2024**

FUND #	FUND NAME	BALANCE
100	COUNTY GENERAL	\$ 638,501,410
15D	COUNTYWIDE CAPITAL PROJECTS NON GENERAL	541,620,901
400	OC FLOOD	353,651,895
299	OC WASTE & RECYCLING ENTERPRISE	293,991,211
664	EDUCATIONAL REVENUE AUGMENTATION	277,276,635
280	JOHN WAYNE AIRPORT OPERATING	238,052,961
115	OC ROAD	180,033,174
293	WORKERS COMPENSATION	176,029,629
279	OCWR LANDFILL POST-CLOSE MAINT	169,380,306
13Y	MENTAL HEALTH SERVICES ACT	167,919,289
	ALL OTHER OCIP FUNDS	3,554,428,220
<b>TOTAL</b>		<b>\$ 6,590,885,631</b>



**ORANGE COUNTY EDUCATIONAL INVESTMENT POOL  
TOP TEN POOL PARTICIPANTS  
AS OF MAY 31, 2024**

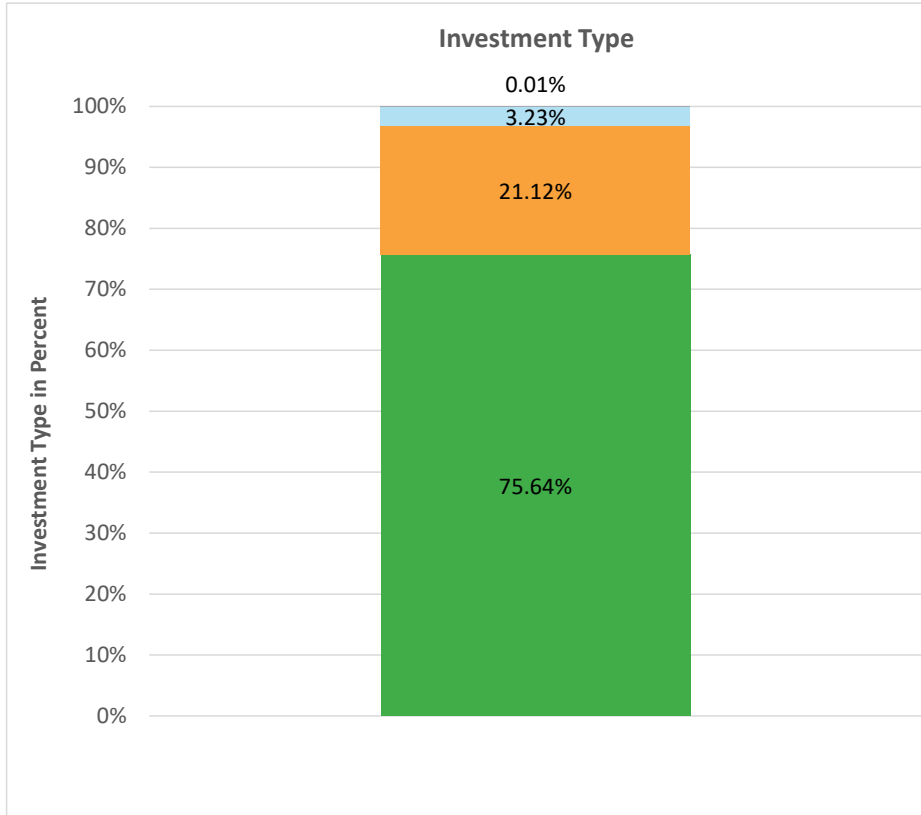
DISTRICT #	SCHOOL DISTRICT	BALANCE <sup>(1)</sup>
92	RANCHO SANTIAGO CCD	\$ 868,584,859
75	IRVINE USD	796,767,888 (1)
72	GARDEN GROVE USD	763,260,627 (1)
94	COUNTY SCHOOL SERVICES	626,520,429
96	SOUTH ORANGE COUNTY CCD	598,786,652
84	SANTA ANA USD	583,242,117 (1)
88	NORTH ORANGE COUNTY CCD	482,602,469 (1)
80	ORANGE USD	431,499,933 (1)
87	TUSTIN USD	397,833,370 (1)
78	NEWPORT MESA USD	390,585,095 (1)
	ALL OTHER OCEIP FUNDS	3,124,572,691 (1)
<b>TOTAL</b>		<b>\$ 9,064,256,130</b>



(1) BALANCES INCLUDE GENERAL OBLIGATION BOND PROCEEDS

# ORANGE COUNTY TREASURER - TAX COLLECTOR

## OCTP INVESTMENT TYPE AND CREDIT QUALITY BY MARKET VALUE PERCENT<sup>(1)</sup> May 31, 2024



	In Thousands	%
U. S. GOVERNMENT AGENCIES	\$ 11,787,432	75.64%
U. S. TREASURIES	3,291,939	21.12%
MONEY MARKET MUTUAL FUNDS	502,994	3.23%
LOCAL AGENCY INVESTMENT FUND	1,376	0.01%
	<u>\$ 15,583,741</u>	<u>100.00%</u>

	In Thousands	%
US GOVERNMENT	\$ 15,582,365	99.99%
NR	1,376	0.01%
	<u>\$ 15,583,741</u>	<u>100.00%</u>

(1) Market values provided by Northern Trust and exclude accrued interest.

**ORANGE COUNTY TREASURER-TAX COLLECTOR  
APPROVED ISSUER LIST - COUNTY TREASURY**

May 31, 2024

<b><u>DEBT SECURITIES</u></b>						
ISSUER (Rating Action Date)	<u>S/T Ratings</u>			<u>L/T Ratings</u>		
	S&P	Moody's	Fitch	S&P	Moody's	Fitch
<b>U.S. TREASURY SECURITIES*</b>						
U.S. GOVERNMENT	A-1+	P-1	F1+	AA+	Aaa	AA+
<b>U.S. GOVERNMENT AGENCY SECURITIES**</b>						
FEDERAL NATIONAL MORTGAGE ASSOCIATION	A-1+	P-1	F1+	AA+	Aaa	AA+
FEDERAL HOME LOAN MORTGAGE CORPORATION	A-1+	P-1	F1+	AA+	Aaa	AA+
FEDERAL HOME LOAN BANKS	A-1+	P-1	NR	AA+	Aaa	NR
FEDERAL FARM CREDIT BANKS	A-1+	P-1	F1+	AA+	Aaa	AA+
<b>MEDIUM-TERM NOTES</b>						
APPLE INC	A-1+	P-1	NR	AA+	Aaa	NR
MICROSOFT CORPORATION	A-1+	P-1	WD	AAA	Aaa	WD
<b>ISSUERS ON HOLD</b>						
JOHNSON & JOHNSON	A-1+	P-1	WD	AAA	Aaa	WD
WALMART INC	A-1+	P-1	F1+	AA	Aa2	AA

<b><u>STATE POOL</u></b>			
NAME OF FUND	S&P	Moody's	Fitch
LOCAL AGENCY INVESTMENT FUND	NR	NR	NR

<b><u>MONEY MARKET MUTUAL FUNDS***</u></b>				
NAME OF FUND	Ticker	S&P	Moody's	Fitch
INVESCO GOVERNMENT & AGENCY SHORT-TERM INVESTMENTS TRUST	AGPXX	AAAm	Aaa-mf	AAAmf
GOLDMAN SACHS FINANCIAL SQUARE GOVT FUND	FGTXX	AAAm	Aaa-mf	NR
MORGAN STANLEY INSTITUTIONAL LIQUIDITY FUNDS - GOVT	MVRXX	AAAm	Aaa-mf	AAAmf
NORTHERN INSTITUTIONAL TREASURY PORTFOLIO	NTPXX	AAAm	NR	AAAmf

Legend:

NR = Not Rated  
WD = Withdrawn

\* Fitch downgraded the US Government L/T issuer credit rating to AA+ from AAA on August 1, 2023, and Moody's changed the credit outlook for US Government to negative from stable on November 10, 2023.

\*\* Fitch downgraded the US Government Agencies L/T issuer credit rating to AA+ from AAA on August 2, 2023, and Moody's changed the credit outlook for US Government Agencies to negative from stable on November 14, 2023.

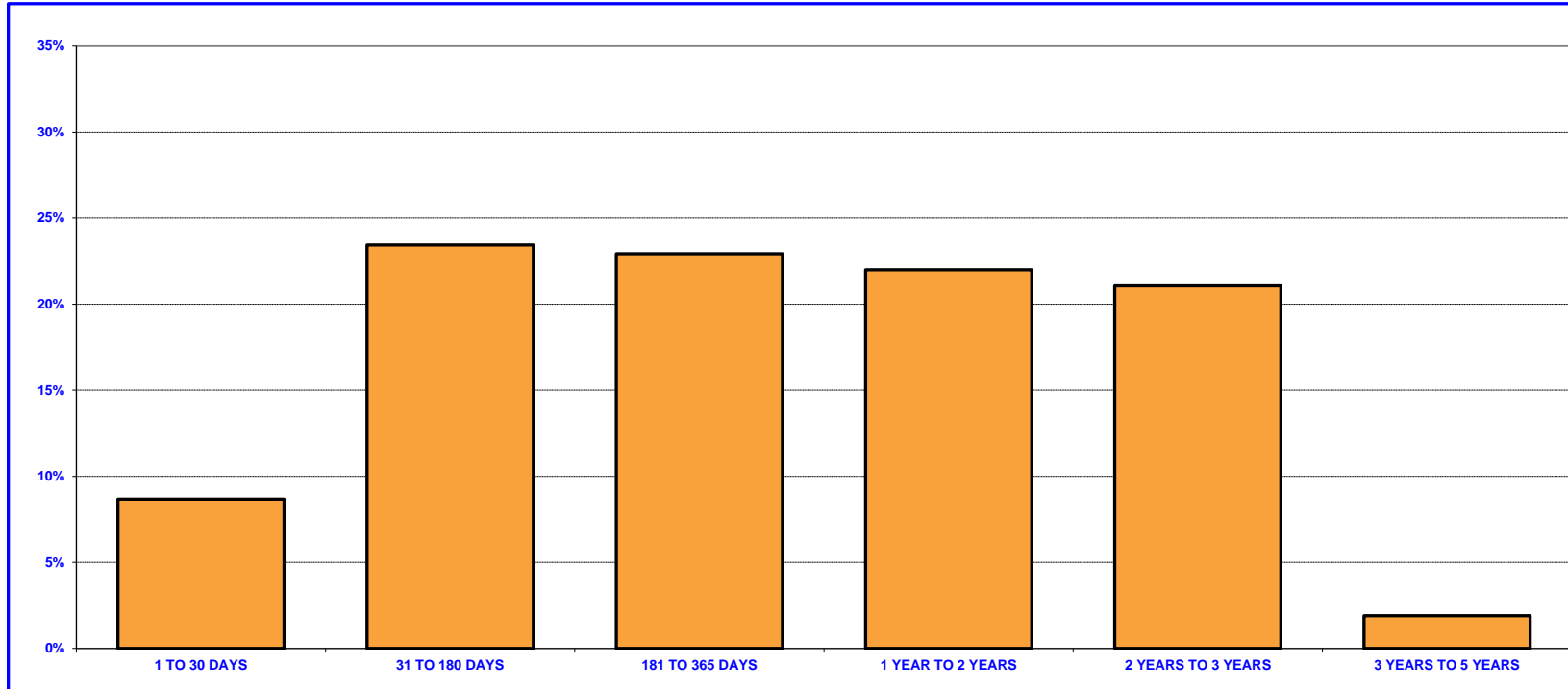
\*\*\* All money market funds are institutional money market funds investing in debt issued or guaranteed by the U.S. Government and its Agencies, which was downgraded to AA+ from AAA on August 1 and August 2, 2023.

**Orange County Treasurer-Tax Collector  
Changes in Approved Issuer's List  
For the Month Ended May 31, 2024**

During May, there were no changes to the Treasurer's Approved Issuer List.

An ongoing credit analysis of all issuers owned occurs on a daily, monthly, quarterly and annual basis.

**ORANGE COUNTY TREASURER - TAX COLLECTOR**  
**OCTP MATURITIES DISTRIBUTION**  
**May 31, 2024**



<b>ORANGE COUNTY TREASURER'S POOL</b>		
	In Thousands <sup>(1)(2)</sup>	%
1 TO 30 DAYS	\$ 1,369,371	8.68%
31 TO 180 DAYS	3,699,605	23.44%
181 TO 365 DAYS	3,618,500	22.93%
1 YEAR TO 2 YEARS	3,470,000	21.99%
2 YEARS TO 3 YEARS	3,323,000	21.06%
3 YEARS TO 5 YEARS	300,000	1.90%
<b>TOTAL</b>	<b>\$ 15,780,476</b>	<b>100.00%</b>

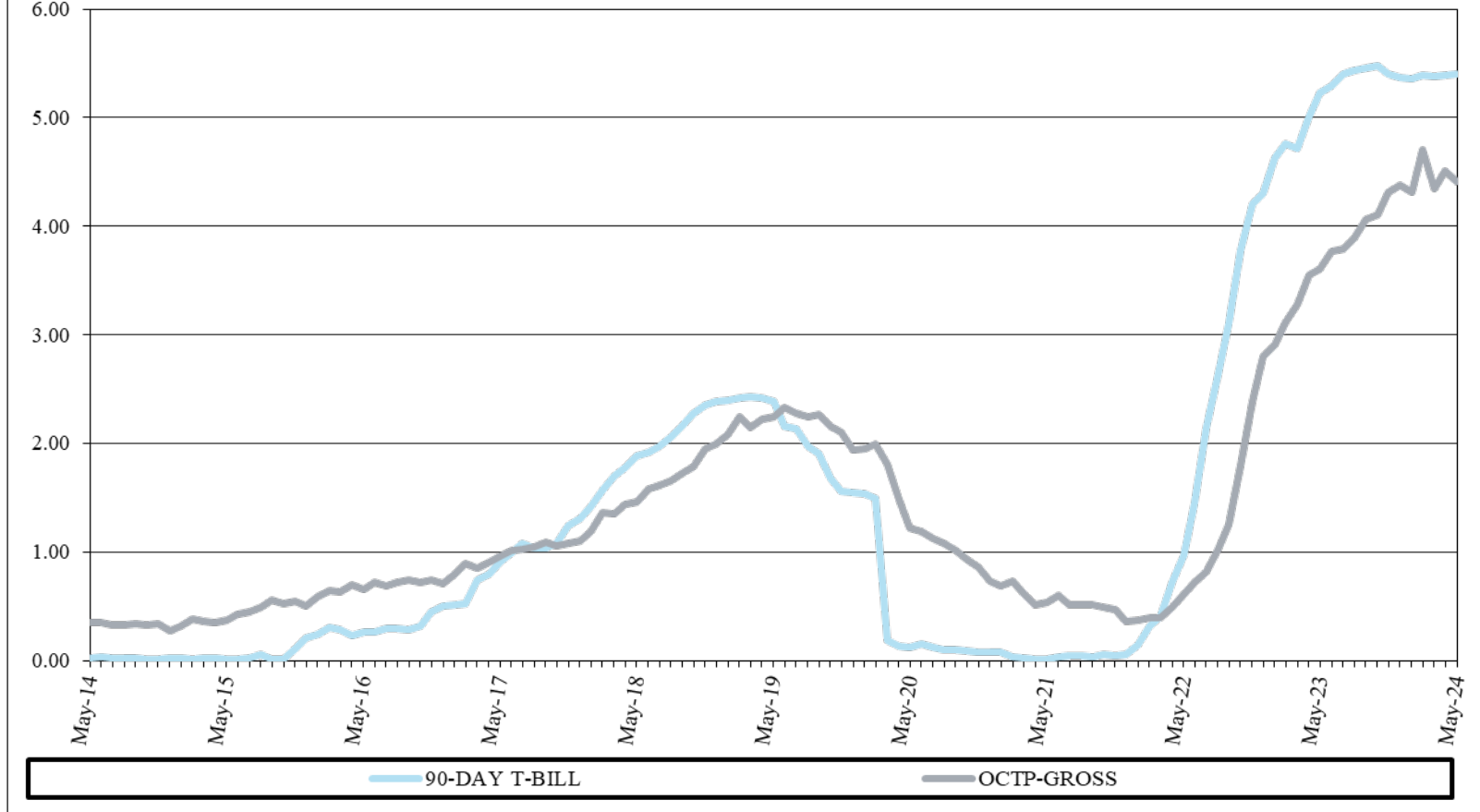
(1) Maturity limits are calculated using face value.

(2) Floating Rate Notes are deemed to have a maturity date equal to their next interest reset date. At 05/31/2024, Floating Rate Notes comprise 0.00% of the Orange County Treasurer's Pool.



**ORANGE COUNTY TREASURER'S POOL vs 90-DAY T-BILL  
(INTEREST RATE YIELD)**

For The Period May 2014 to May 2024



- For the Month Ended May 31, 2024, 90-Day T-Bill – 5.46%; OCTP – Net – 4.366%
- OCIP rate from Feb 2014 – Nov 2022; OCTP rate beginning Dec-2022 and on a go-forward basis
- Market values provided by Northern Trust and excludes accrued interest from May 2024

**ORANGE COUNTY TREASURER-TAX COLLECTOR  
CASH AVAILABILITY PROJECTION  
FOR THE SIX MONTHS ENDING NOVEMBER 30, 2024**

Government Code Section 53646 (b) (3), effective on January 1, 1996, requires the Treasurer-Tax Collector to include a statement in the investment report, denoting the ability of the Orange County Treasurer's Pool (OCTP) to meet expenditure requirements for the next six months.

The OCTP consists of funds in the treasury deposited by various entities required to do so by statute, as well as those entities voluntarily depositing monies in accordance with Government Code Section 53684.

The Treasurer-Tax Collector is required to disburse monies placed in the treasury as directed by the Auditor-Controller and the Department of Education, except for the making of legal investments, to the extent funds are transferred to one or more clearing funds in accordance with Government Code Section 29808.

The Treasurer-Tax Collector, in her projection of cash availability to disburse funds as directed by the Auditor-Controller and the Department of Education, is primarily relying on historical trends involving deposits and withdrawals and known future cash flows. No representation is made as to an individual depositor's ability to meet their anticipated expenditures with anticipated revenues.

The Cash Availability Projection for the six months ending November 30, 2024, indicates the ability of the pools to meet projected cash flow requirements. However, there will usually be differences between projected and actual results because events and circumstances frequently do not occur as expected and those differences may be material.

<b>ORANGE COUNTY TREASURER'S POOL</b>				
<b>Month</b>	<b>Investment Maturities</b>	<b>Projected Deposits</b>	<b>Projected Disbursements</b>	<b>Cumulative Available Cash</b>
May 2024 - Ending Cash				\$ 12,026,211
June	\$ 896,322,597	\$ 959,147,505	\$ 1,628,472,178	239,024,135
July	970,175,387	\$ 750,424,227	\$ 1,659,677,781	299,945,968
August	839,238,799	\$ 903,826,017	\$ 1,376,550,883	666,459,901
September	773,054,293	\$ 1,060,680,453	\$ 1,442,251,728	1,057,942,919
October	739,257,909	\$ 1,711,079,189	\$ 1,631,071,466	1,877,208,551
November	636,382,042	\$ 1,986,334,140	\$ 1,811,679,947	2,688,244,786

**ORANGE COUNTY TREASURER-TAX COLLECTOR**  
**STATEMENT OF ACCOUNTABILITY**  
**FOR THE MONTH ENDED MAY 31, 2024**

	<b>Month</b>
<b>Treasurer's Accountability at the Beginning of the Period:</b>	<b><u>\$ 17,146,209,535</u></b>
<b>OCTP Cash Receipts:</b>	
County	560,667,270
School and Community College Districts	905,442,078
<b>Total Cash Receipts</b>	<b><u>1,466,109,348</u></b>
<b>OCTP Cash Disbursements:</b>	
County	1,362,901,959
School and Community College Districts	1,036,916,562
<b>Total Cash Disbursements</b>	<b><u>2,399,818,521</u></b>
<b>Net Change in Cost Value of Pooled Assets and Cash</b>	<u>(933,709,173)</u>
<b>Net Increase in Specific Investments</b>	91,771
<b>Treasurer's Accountability at the End of the Period:</b>	<b><u>\$ 16,212,592,133</u></b>
<b>Assets in the Treasury at the End of the Period (at Cost Value):</b>	
<b>Pooled Investments:</b>	
Orange County Treasurer's Pool	\$ 15,643,115,550
<b>Total Pooled Investments</b>	<b><u>15,643,115,550</u></b>
<b>Specific Investments:</b>	
Fountain Valley School District Fund 40	33,670,659
Pension Prepayment - CEO	498,913,125
<b>Total Specific Investments</b>	<b><u>532,583,784</u></b>
<b>Bond Proceeds Account:</b>	
CCCD Series 2017E Bonds	24,866,588
<b>Total Bond Proceeds Account</b>	<b><u>24,866,588</u></b>
<b>OCTP Cash:</b>	
Cash in Banks	11,998,459
Cash - Other	27,752
<b>Total Cash</b>	<b><u>12,026,211</u></b>
<b>Total Assets in the Treasury at the End of the Period:</b>	<b><u>\$ 16,212,592,133</u></b>

**ORANGE COUNTY TREASURER-TAX COLLECTOR  
INVESTMENT POLICY (IPS) AND TREASURY OVERSIGHT COMMITTEE (TOC) COMPLIANCE SUMMARY  
May 31, 2024**

COMPLIANCE CATEGORY	RESPONSIBLE PARTY	REGULATORY/POLICY GUIDELINES	CURRENT STATUS
Annual Compliance Audit of County Treasurer's Compliance with CGC Article 6	TOC	Performance Evaluation-Cal Govt. Code 27134	Annual Compliance Audit as of June 30, 2023 not yet started. Procurement options are in process for the annual compliance audit.
Quarterly Compliance Monitoring of County Treasury	TOC	TOC Directive	March 31, 2024 in progress
Annual Schedule of Assets Audit of County Treasury	AC	Performance Evaluation-Cal Govt. Code 26920(b)	June 30, 2023 in progress.
Quarterly Schedule of Assets Review of County Treasury	AC	Performance Evaluation-Cal Govt. Code 26920(a)	December 31, 2023 and March 31, 2024 in progress.
Investment Administrative Fee Recalculation of Estimate to Actual	TTC	Compensation Agreement-Cal Govt. Code 27013 and IPS Section XVI.	FY 22/23 refunds totaling approximately \$1.1 million complete.
Annual Broker/Dealer/Financial Institutions Review	TTC	Authorized Financial Dealers and Qualified Institutions	Calendar year 2023 in progress.
Annual Broker/Dealer IPS Acknowledgement of Receipt	TTC	Authorized Financial Dealers and Qualified Institutions, IPS XI	2024 IPS Acknowledgement requests in progress.
IPS Compliance Findings	TTC	Investment/Diversification/Maturity Restrictions	FY 23/24 identified six compliance incidents as of May 31, 2024.
TOC Bylaw Changes	BOS	TOC Review and BOS Annual Approval	The TOC reviewed Bylaws and made no changes at the October 25, 2023 meeting. No BOS approval required.
Annual IPS Approval	BOS	TOC Review and BOS Annual Approval	The TOC reviewed proposed IPS changes at the October 25, 2023 meeting and provided input on the proposed IPS changes. BOS approved on December 19, 2023.
TOC Annual Report	BOS	TOC Bylaws Rule 34 - Oral and Written Report	The 2023 Annual Report was approved by TOC on January 31, 2024 and received by the BOS on March 26, 2024.
Broker/Financial Institution List	TTC	OC Gift Ban Ordinance and Form 700	The TOC members were provided a list of active TTC Broker/Dealers and Financial Institutions at the TOC meeting on October 25, 2023.
TOC Certificates of Compliance	TTC	TOC Bylaws Rule 40 - Annual	The TOC members are in compliance for calendar year 2024, except one member who has not attended any 2024 meetings.
TOC Ethics Training	TTC	TOC Bylaws Rule 40 - Every Two Years	In process for 2024.
TOC Conflict of Interest Form 700 Filing	TTC	TOC Bylaws Rule 40 / IPS - Every Year	All current TOC members and designated employees are in compliance for calendar year 2023.

LEGEND	
Auditor-Controller	AC
Board of Supervisors	BOS
Treasury Oversight Committee	TOC
Office of Treasurer-Tax Collector	TTC

**ORANGE COUNTY TREASURER-TAX COLLECTOR**  
**OCTP INVESTMENT POLICY (IPS) COMPLIANCE SUMMARY<sup>(1)</sup>**  
**May 31, 2024**

Investment Type	IPS Diversification Limit	Market Value of Investments <sup>(2)</sup>	Percent of Portfolio
U.S. Government Agency Securities	100%	\$ 11,787,431,472	75.64%
U.S. Treasury Securities	100%	3,291,938,619	21.12%
Municipal Debt	20%	-	-
Medium-Term Notes	20%	-	-
Banker Acceptances	40%	-	-
Commercial Paper	40%	-	-
Certificates of Deposits	20%	-	-
Local Agency Investment Fund (LAIF)	\$75MM	1,376,412	0.01%
Repurchase Agreements	20%	-	-
Money Market Mutual Funds (MMMFs)	20%	502,994,132	3.23%
JPA Investment Pools (JPA)	20%	-	-
Supranationals	30%	-	-
		<b>\$ 15,583,740,635</b>	<b>100.00%</b>

Compliance Category	IPS Limitations	Compliance (Yes/No)
<b>Percentage Limits</b>		
Issuer Limit	5%	Yes
MMMFs, JPA, Repurchase Agreements <sup>(4)</sup>	20%	Yes
Government Agencies Issuer	100%	Yes
<b>Diversification Limit</b>	<i>See Above</i>	Yes
<b>Maturity/Duration Limits</b>		
Duration <sup>(5)</sup>	1.5 Years	Yes/ 1.08
Final Maturity	5 Years/1826 days	Yes/ 1629
<b>Rating Limits</b>		
Short Term/Long Term	A-1/≥ AA <sup>(3)</sup>	Yes
<b>Authorized Issuer</b>	<i>Approved Issuer List</i>	Yes
<b>Authorized Broker/Dealer</b>	<i>Broker/Dealer List</i>	Yes
<b>Net Asset Value</b>	>0.9975	0.9936

- (1) The 2024 IPS compliance effective January 1, 2024.  
(2) All investments are marked to market in compliance with the IPS and market values are provided by Northern Trust and exclude accrued interest.  
(3) Excludes US Government Debt per the 2024 IPS policy approved by the Board of Supervisors on December 19, 2023 effective on January 1, 2024.  
(4) IPS requirements further limit investments in each MMMF account, JPA pool and repurchase agreement issuer to 10%.  
(5) Modified duration which does not take into consideration all embedded options such as callable bonds.

Note: Compliance exceptions, if any, are noted by red shading for the specific IPS guideline.

**ORANGE COUNTY TREASURER-TAX COLLECTOR**  
**IPS COMPLIANCE SUMMARY FOR SPECIFIC INVESTMENT ACCOUNTS**  
**May 31, 2024**

Investment Type <sup>(1)</sup>	IPS Diversification Limit	CEO - PP		FVSD	
		Market Value of Investments <sup>(2)</sup>	% of Portfolio	Market Value of Investments <sup>(2)</sup>	% of Portfolio
U.S. Government Agency Securities	100%	-	0.00%	\$ 13,308,434	40.40%
U.S. Treasury Securities	100%	\$ 528,115,934	100.00%	19,630,853	59.60%
		\$ 528,115,934	100.00%	\$ 32,939,287	100.00%

Compliance Category	IPS Limitations <sup>(3)</sup>	Compliance (Yes, No)	Compliance (Yes, No)
Final Maturity Limits	<i>Limit in Days/Actual</i>	Yes, 547 / 15	Yes, 1826 / 1171
Authorized Issuer	<i>Approved Issuer List</i>	Yes	Yes
Authorized Broker/Dealer	<i>Auth. Broker/Dealer List</i>	Yes	Yes

(1) Local Agency Agreements limit Investment options.

(2) All investments are marked to market in compliance with the IPS and market values are provided by Northern Trust and exclude accrued interest.

(3) Only includes IPS restrictions/limits that apply based on Agreement Restriction.

Note: Compliance exceptions, if any, are noted by red shading for the specific IPS guideline.



**ORANGE COUNTY TREASURER-TAX COLLECTOR  
COMPLIANCE SUMMARY FOR THE CCCD BOND PROCEEDS ACCOUNT<sup>(1)</sup>  
May 31, 2024**

Investment Type	Diversification Limit
U.S. Government Agency Securities	100%
U.S. Treasury Securities	100%
Money Market Mutual Funds (MMMFs) <sup>(3)</sup>	20%

CCCD	
Market Value of Investments <sup>(2)</sup>	% of Portfolio
18,597,610	83.33%
3,388,887	15.19%
330,656	1.48%
<b>\$ 22,317,153</b>	<b>100.00%</b>

Compliance Category	Limitations
Final Maturity Limits	<i>Limit in Days/Actual</i>
MMMF Rating Minimum	<i>AAAmmf/Aaa-mf/AAAm</i>
MMMF Rating Limits	<i>One NRSRO</i>
MMMF Limit <sup>(3)</sup>	10%
Authorized Issuer	<i>Approved Issuer List</i>
Authorized Broker/Dealer	<i>Auth. Broker/Dealer List</i>

Compliance (Yes, No)
Yes, 6940 / 4277
Yes
Yes
Yes
Yes
Yes

(1) CCCD compliance is governed by a bond indenture and separate resolution/agreement.

(2) All investments are marked to market in compliance with the IPS and market values are provided by Northern Trust and exclude accrued interest.

(3) Limit is for the total Agency funds per CA Code 53601(L)(5).

**Orange County Treasurer-Tax Collector  
Noncompliance Detail  
For the Month Ended May 31, 2024**

During May, the Orange County Treasurer's Pool (OCTP), Specific Investment Accounts and the CCCD Bond Proceeds Account were free of investment noncompliance incidents.

# ORANGE COUNTY TREASURER-TAX COLLECTOR

## Investment Inventory with Market Value by Entity & Instrument

Run Date: 06-Jun-2024 01:48:53 PM  
 Print Date: 06-Jun-2024  
 As at date: 06-Jun-2024

### As of 31-May-2024

56661

\* Market values provided by Northern Trust

Deal No.	Settle Date	Maturity Date	CUSIP	S&P	Moodys	Fitch	Face Value	Coupon	Purchase Yield	Capital	Capital Accrual	Interest Accrual	Book Value	Market Value *	Unrealized Gain/(Loss)
<b>Issuer / Broker</b>															
<b>UNITED STATES DOLLAR</b>															
<b><u>Extended Fund</u></b>															
<b>FUNDS</b>															
<b>NORTHERN TRUST OCTP SWEEP</b>															
							NR	0.00		0.00			0.00	0.00	0.00
<b>LAIF - EXTENDED FUND</b>															
		06/01/2024					NR	1,376,412.31	4.3320	1,376,412.31			1,376,412.31	1,376,412.31	0.00
<b>OC Treasurer Extended Fund</b>															
		06/01/2024					NR	1,484,914.91	5.2465	1,484,914.91			1,484,914.91	1,484,914.91	0.00
<b>OC Treasurer X FUND MMF</b>															
		06/01/2024					NR	501,509,216.84	5.2397	501,509,216.84			501,509,216.84	501,509,216.84	0.00
<b>Subtotal for FUNDS:</b>							<b>504,370,544.06</b>		<b>5.2372</b>	<b>504,370,544.06</b>			<b>504,370,544.06</b>	<b>504,370,544.06</b>	<b>0.00</b>
<b>GOVERNMENT AGENCY</b>															
<b>DISCOUNT NOTES</b>															
<b>FHLB DISC CORP / TD SECURITIES</b>															
1225764	6/21/23	06/05/2024	313384XT1	A-1+	P-1	NR	50,000,000.00		5.0000	47,569,444.44	0.00	2,402,777.78	49,972,222.22	49,963,750.00	(8,472.22)
<b>FED FARM CR BK / MORGAN STANLEY</b>															
1232036	8/3/23	08/01/2024	313312A42	A-1+	P-1	F1+	50,000,000.00		5.1000	47,421,666.67	0.00	2,146,250.00	49,567,916.67	49,548,778.00	(19,138.67)
<b>Subtotal for DISCOUNT NOTES:</b>							<b>100,000,000.00</b>	<b>0.0000</b>	<b>5.0500</b>	<b>94,991,111.11</b>	<b>0.00</b>	<b>4,549,027.78</b>	<b>99,540,138.89</b>	<b>99,512,528.00</b>	<b>(27,610.89)</b>
<b>GOVT AGENCY-FIX-30/360</b>															
<b>FED HM LN BK BD / RBC</b>															
1220399	5/10/23	06/04/2024	3130AVZ88	AA+	Aaa	NR	50,000,000.00	4.7400	4.7431	50,000,000.00	0.00	1,165,250.00	50,000,000.00	51,164,205.00	1,164,205.00
<b>FED HM LN BK BD / CASTLE OAK SECURITIES</b>															
1215859	4/10/23	06/07/2024	3130AVM66	AA+	Aaa	NR	50,000,000.00	4.3500	4.3543	50,000,000.00	0.00	308,125.00	50,000,000.00	50,302,292.50	302,292.50
<b>FED HM LN BK BD / CASTLE OAK SECURITIES</b>															
1215860	4/10/23	06/07/2024	3130AVM66	AA+	Aaa	NR	50,000,000.00	4.3500	4.3543	50,000,000.00	0.00	308,125.00	50,000,000.00	50,302,292.50	302,292.50
<b>FED HM LN BK BD / CASTLE OAK SECURITIES</b>															
1215923	4/11/23	06/07/2024	3130AVMW9	AA+	Aaa	NR	50,000,000.00	4.6000	4.6048	50,000,000.00	0.00	319,444.45	50,000,000.00	50,314,993.00	314,993.00
<b>FED FARM CR BK / DAIWA CAPITAL MARKETS</b>															
1071327	6/12/20	06/10/2024	3133ELG99	AA+	Aaa	AA+	15,000,000.00	0.3750	0.3880	14,992,290.00	7,661.75	26,718.75	14,999,951.75	15,012,365.40	12,413.65
<b>FED HM LN BK BD / CASTLE OAK SECURITIES</b>															
1215920	4/11/23	06/10/2024	3130AVN65	AA+	Aaa	NR	50,000,000.00	4.6000	4.6049	50,000,000.00	0.00	319,444.44	50,000,000.00	50,311,657.50	311,657.50
<b>FED FARM CR BK / DAIWA CAPITAL MARKETS</b>															
1216617	4/14/23	06/10/2024	3133EPGE9	AA+	Aaa	AA+	50,000,000.00	4.5500	4.5549	50,000,000.00	0.00	1,080,625.00	50,000,000.00	51,071,467.50	1,071,467.50
<b>FED FARM CR BK / UBS FINANCIAL SERVICES</b>															
1217376	4/19/23	06/14/2024	3133EPGM1	AA+	Aaa	AA+	50,000,000.00	4.7600	4.7653	50,000,000.00	0.00	1,104,055.56	50,000,000.00	51,092,838.50	1,092,838.50
<b>FED FARM CR BK / UBS FINANCIAL SERVICES</b>															

# ORANGE COUNTY TREASURER-TAX COLLECTOR

## Investment Inventory with Market Value by Entity & Instrument

Run Date: 06-Jun-2024 01:48:53 PM  
 Print Date: 06-Jun-2024  
 As at date: 06-Jun-2024

**As of 31-May-2024**

56661

\* Market values provided by Northern Trust

Deal No.	Settle Date	Maturity Date	CUSIP	S&P	Moody's	Fitch	Face Value	Coupon	Purchase Yield	Capital	Capital Accrual	Interest Accrual	Book Value	Market Value *	Unrealized Gain/(Loss)
<b>Issuer / Broker</b>															
<b>UNITED STATES DOLLAR</b>															
<b><u>Extended Fund</u></b>															
<b>GOVERNMENT AGENCY</b>															
<b>GOVT AGENCY-FIX-30/360</b>															
1217377	4/19/23	06/14/2024	3133EPGM1	AA+	Aaa	AA+	50,000,000.00	4.7600	4.7653	50,000,000.00	0.00	1,104,055.56	50,000,000.00	51,092,838.50	1,092,838.50
<b>FED FARM CR BK / FTN FINANCIAL</b>															
1224318	6/9/23	06/17/2024	3133EPM44	AA+	Aaa	AA+	50,000,000.00	5.2400	5.2384	50,000,000.00	0.00	1,193,555.56	50,000,000.00	51,187,861.00	1,187,861.00
<b>FED HM LN BK BD / UBS FINANCIAL SERVICES</b>															
1216984	4/17/23	06/21/2024	3130AVQH8	AA+	Aaa	NR	50,000,000.00	4.6700	4.6754	50,000,000.00	0.00	1,037,777.78	50,000,000.00	51,017,609.00	1,017,609.00
<b>FED HM LN BK BD / UBS FINANCIAL SERVICES</b>															
1216985	4/17/23	06/21/2024	3130AVQH8	AA+	Aaa	NR	50,000,000.00	4.6700	4.6754	50,000,000.00	0.00	1,037,777.78	50,000,000.00	51,017,609.00	1,017,609.00
<b>FED HM LN BK BD / RBC</b>															
1220554	5/11/23	06/25/2024	3130AVZV7	AA+	Aaa	NR	50,000,000.00	4.6200	4.6245	50,000,000.00	0.00	1,001,000.00	50,000,000.00	50,974,961.00	974,961.00
<b>FED HM LN BK BD / FTN FINANCIAL</b>															
1216983	4/17/23	06/28/2024	3130AVQL9	AA+	Aaa	NR	50,000,000.00	4.6500	4.6552	50,000,000.00	0.00	284,166.67	50,000,000.00	50,258,288.00	258,288.00
<b>FED HM LN BK BD / UBS FINANCIAL SERVICES</b>															
1220553	5/11/23	07/02/2024	3130AVZW5	AA+	Aaa	NR	50,000,000.00	4.6200	4.6248	50,000,000.00	0.00	956,083.33	50,000,000.00	50,921,986.50	921,986.50
<b>FED HM LN BK BD / FTN FINANCIAL</b>															
1217380	4/19/23	07/05/2024	3130AVRQ7	AA+	Aaa	NR	50,000,000.00	4.7100	4.7154	50,000,000.00	0.00	274,750.00	50,000,000.00	50,244,356.50	244,356.50
<b>FED HM LN BK BD / UBS FINANCIAL SERVICES</b>															
1218212	4/25/23	07/05/2024	3130AVTJ1	AA+	Aaa	NR	50,000,000.00	4.6850	4.6906	50,000,000.00	0.00	950,013.89	50,000,000.00	50,915,309.00	915,309.00
<b>FED HM LN BK BD / FTN FINANCIAL</b>															
1217378	4/19/23	07/08/2024	3130AVRM6	AA+	Aaa	NR	50,000,000.00	4.7000	4.7054	50,000,000.00	0.00	274,166.66	50,000,000.00	50,240,457.00	240,457.00
<b>FED HM LN BK BD / FTN FINANCIAL</b>															
1217690	4/20/23	07/08/2024	3130AVSE3	AA+	Aaa	NR	50,000,000.00	4.7700	4.7756	50,000,000.00	0.00	271,625.00	50,000,000.00	50,241,313.00	241,313.00
<b>FED HM LN BK BD / UBS FINANCIAL SERVICES</b>															
1217379	4/19/23	07/10/2024	3130AVRN4	AA+	Aaa	NR	50,000,000.00	4.7000	4.7057	50,000,000.00	0.00	920,416.67	50,000,000.00	50,881,246.00	881,246.00
<b>FED HM LN BK BD / UBS FINANCIAL SERVICES</b>															
1217689	4/20/23	07/10/2024	3130AVSB9	AA+	Aaa	NR	50,000,000.00	4.7700	4.7759	50,000,000.00	0.00	934,125.00	50,000,000.00	50,898,456.00	898,456.00
<b>FED HM LN BK BD / CITIGROUP GLOBAL MARKETS</b>															
1217691	4/20/23	07/15/2024	3130AVSF0	AA+	Aaa	NR	50,000,000.00	4.7700	4.7758	50,000,000.00	0.00	901,000.00	50,000,000.00	50,860,745.50	860,745.50
<b>FED FARM CR BK / RBC</b>															
1221197	5/16/23	07/16/2024	3133EPKE4	AA+	Aaa	AA+	50,000,000.00	4.6000	4.6051	50,000,000.00	0.00	862,500.00	50,000,000.00	50,809,256.00	809,256.00
<b>FED HM LN BK BD / UBS FINANCIAL SERVICES</b>															
1218428	4/26/23	07/19/2024	3130AVU26	AA+	Aaa	NR	50,000,000.00	4.5500	4.5553	50,000,000.00	0.00	834,166.67	50,000,000.00	50,775,915.50	775,915.50
<b>FED HM LN BK BD / UBS FINANCIAL SERVICES</b>															
1218430	4/26/23	07/19/2024	3130AVU26	AA+	Aaa	NR	50,000,000.00	4.5500	4.5553	50,000,000.00	0.00	834,166.67	50,000,000.00	50,775,915.50	775,915.50

# ORANGE COUNTY TREASURER-TAX COLLECTOR

## Investment Inventory with Market Value by Entity & Instrument

Run Date: 06-Jun-2024 01:48:53 PM  
 Print Date: 06-Jun-2024  
 As at date: 06-Jun-2024

**As of 31-May-2024**

56661

\* Market values provided by Northern Trust

Deal No.	Settle Date	Maturity Date	CUSIP	S&P	Moody's	Fitch	Face Value	Coupon	Purchase Yield	Capital	Capital Accrual	Interest Accrual	Book Value	Market Value *	Unrealized Gain/(Loss)
<b>Issuer / Broker</b>															
<b>UNITED STATES DOLLAR</b>															
<b><u>Extended Fund</u></b>															
<b>GOVERNMENT AGENCY</b>															
<b>GOVT AGENCY-FIX-30/360</b>															
<b>FED HM LN BK BD / RBC</b>															
1221198	5/16/23	07/23/2024	3130AW3J7	AA+	Aaa	NR	50,000,000.00	4.6000	4.6053	50,000,000.00	0.00	817,777.78	50,000,000.00	50,757,920.00	757,920.00
<b>FED FARM CR BK / FTN FINANCIAL</b>															
1226193	6/22/23	07/26/2024	3133EPNM3	AA+	Aaa	AA+	50,000,000.00	5.2600	5.2649	50,000,000.00	0.00	913,194.44	50,000,000.00	50,895,457.50	895,457.50
<b>FED HM LN BK BD / JEFFERIES &amp; COMPANY</b>															
1231337	7/28/23	07/29/2024	3130AWRQ5	AA+	Aaa	NR	50,000,000.00	5.4300	5.4298	50,000,000.00	0.00	920,083.33	50,000,000.00	50,915,281.50	915,281.50
<b>FED FARM CR BK / UBS FINANCIAL SERVICES</b>															
1230093	7/20/23	07/30/2024	3133EPQW8	AA+	Aaa	AA+	50,000,000.00	5.3000	5.3018	50,000,000.00	0.00	890,694.44	50,000,000.00	50,874,962.50	874,962.50
<b>FED FARM CR BK / UBS FINANCIAL SERVICES</b>															
1230094	7/20/23	07/30/2024	3133EPQW8	AA+	Aaa	AA+	50,000,000.00	5.3000	5.3018	50,000,000.00	0.00	890,694.44	50,000,000.00	50,874,962.50	874,962.50
<b>FED FARM CR BK / UBS FINANCIAL SERVICES</b>															
1230095	7/20/23	07/30/2024	3133EPQW8	AA+	Aaa	AA+	50,000,000.00	5.3000	5.3018	50,000,000.00	0.00	890,694.44	50,000,000.00	50,874,962.50	874,962.50
<b>FED HM LN BK BD / FTN FINANCIAL</b>															
1221553	5/18/23	08/02/2024	3130AW5F3	AA+	Aaa	NR	50,000,000.00	4.6800	4.6853	50,000,000.00	0.00	84,500.00	50,000,000.00	50,028,881.00	28,881.00
<b>FED HM LN BK BD / FTN FINANCIAL</b>															
1221554	5/18/23	08/02/2024	3130AW5F3	AA+	Aaa	NR	50,000,000.00	4.6800	4.7037	49,989,377.50	9,129.48	84,500.00	49,998,506.98	50,028,881.00	30,374.02
<b>FED FARM CR BK / UBS FINANCIAL SERVICES</b>															
1221706	5/19/23	08/07/2024	3133EPKR5	AA+	Aaa	AA+	50,000,000.00	4.7000	4.7057	50,000,000.00	0.00	744,166.67	50,000,000.00	50,667,575.00	667,575.00
<b>FED FARM CR BK / UBS FINANCIAL SERVICES</b>															
1221707	5/19/23	08/07/2024	3133EPKR5	AA+	Aaa	AA+	50,000,000.00	4.7000	4.7057	50,000,000.00	0.00	744,166.67	50,000,000.00	50,667,575.00	667,575.00
<b>FED FARM CR BK / UBS FINANCIAL SERVICES</b>															
1221708	5/19/23	08/09/2024	3133EPKS3	AA+	Aaa	AA+	50,000,000.00	4.7000	4.7057	50,000,000.00	0.00	731,111.11	50,000,000.00	50,652,515.50	652,515.50
<b>FED FARM CR BK / UBS FINANCIAL SERVICES</b>															
1221709	5/19/23	08/09/2024	3133EPKS3	AA+	Aaa	AA+	50,000,000.00	4.7000	4.7057	50,000,000.00	0.00	731,111.11	50,000,000.00	50,652,515.50	652,515.50
<b>FED HM LN BK BD / FTN FINANCIAL</b>															
1226385	6/23/23	08/12/2024	3130AWHR4	AA+	Aaa	NR	50,000,000.00	5.2600	5.2658	50,000,000.00	0.00	1,154,277.78	50,000,000.00	51,141,065.50	1,141,065.50
<b>FED HM LN BK BD / RBC</b>															
1221710	5/19/23	08/15/2024	3130AWSY2	AA+	Aaa	NR	50,000,000.00	4.7450	4.7508	50,000,000.00	0.00	698,569.44	50,000,000.00	50,615,996.00	615,996.00
<b>FED HM LN BK BD / RBC</b>															
1221711	5/19/23	08/16/2024	3130AW6D7	AA+	Aaa	NR	50,000,000.00	4.7450	4.7508	50,000,000.00	0.00	691,979.17	50,000,000.00	50,600,175.00	600,175.00
<b>FED HM LN BK BD / CITIGROUP GLOBAL MARKETS</b>															
1221712	5/19/23	08/16/2024	3130AW6B1	AA+	Aaa	NR	50,000,000.00	4.7450	4.7508	50,000,000.00	0.00	691,979.17	50,000,000.00	50,600,175.00	600,175.00
<b>FED HM LN BK BD / RBC</b>															

# ORANGE COUNTY TREASURER-TAX COLLECTOR

## Investment Inventory with Market Value by Entity & Instrument

Run Date: 06-Jun-2024 01:48:53 PM  
 Print Date: 06-Jun-2024  
 As at date: 06-Jun-2024

**As of 31-May-2024**

56661

\* Market values provided by Northern Trust

Deal No.	Settle Date	Maturity Date	CUSIP	S&P	Moody's	Fitch	Face Value	Coupon	Purchase Yield	Capital	Capital Accrual	Interest Accrual	Book Value	Market Value *	Unrealized Gain/(Loss)
<b>Issuer / Broker</b>															
<b>UNITED STATES DOLLAR</b>															
<b><u>Extended Fund</u></b>															
<b>GOVERNMENT AGENCY</b>															
<b>GOVT AGENCY-FIX-30/360</b>															
1222124	5/23/23	08/20/2024	3130AWA26	AA+	Aaa	NR	50,000,000.00	4.8000	4.8059	50,000,000.00	0.00	673,333.33	50,000,000.00	50,582,119.50	582,119.50
<b>FED HM LN BK BD / GREAT PACIFIC SECURITIES</b>															
1230087	7/20/23	08/22/2024	3130AWP95	AA+	Aaa	NR	50,000,000.00	5.2850	5.2898	50,000,000.00	0.00	726,687.50	50,000,000.00	50,684,784.00	684,784.00
<b>FED HM LN BK BD / RBC</b>															
1222125	5/23/23	08/26/2024	3130AWA59	AA+	Aaa	NR	50,000,000.00	4.7900	4.7958	50,000,000.00	0.00	632,013.89	50,000,000.00	50,532,707.50	532,707.50
<b>FED HM LN BK BD / FTN FINANCIAL</b>															
1222697	5/26/23	08/30/2024	3130AWAY6	AA+	Aaa	NR	50,000,000.00	4.9050	4.9108	50,000,000.00	0.00	34,062.50	50,000,000.00	49,963,773.00	(36,227.00)
<b>FED HM LN BK BD / UBS FINANCIAL SERVICES</b>															
1222893	5/30/23	09/03/2024	3130AWBX7	AA+	Aaa	NR	50,000,000.00	5.0900	5.0966	50,000,000.00	0.00	622,111.11	50,000,000.00	50,543,546.50	543,546.50
<b>FED FARM CR BK / UBS FINANCIAL SERVICES</b>															
1224319	6/9/23	09/09/2024	3133EPMN2	AA+	Aaa	AA+	50,000,000.00	5.0800	5.0866	50,000,000.00	0.00	578,555.56	50,000,000.00	50,514,467.00	514,467.00
<b>FED FARM CR BK / UBS FINANCIAL SERVICES</b>															
1224475	6/9/23	09/09/2024	3133EPMN2	AA+	Aaa	AA+	50,000,000.00	5.0800	5.0866	50,000,000.00	0.00	578,555.56	50,000,000.00	50,514,467.00	514,467.00
<b>FED FARM CR BK / RBC</b>															
1224269	6/8/23	09/10/2024	3133EPMK8	AA+	Aaa	AA+	50,000,000.00	5.0600	5.0665	50,000,000.00	0.00	569,250.00	50,000,000.00	50,502,243.00	502,243.00
<b>FED HM LN BK BD / RBC</b>															
1224317	6/9/23	09/10/2024	3130AWEG1	AA+	Aaa	NR	50,000,000.00	5.0800	5.0866	50,000,000.00	0.00	571,500.00	50,000,000.00	50,489,057.00	489,057.00
<b>FED HM LN BK BD / RBC</b>															
1226904	6/27/23	09/13/2024	3130AWJE1	AA+	Aaa	NR	50,000,000.00	5.2200	5.2270	50,000,000.00	0.00	565,500.00	50,000,000.00	50,500,917.50	500,917.50
<b>FED HM LN BK BD / RBC</b>															
1226905	6/27/23	09/13/2024	3130AWJE1	AA+	Aaa	NR	50,000,000.00	5.2200	5.2270	50,000,000.00	0.00	565,500.00	50,000,000.00	50,500,917.50	500,917.50
<b>FED HM LN BK BD / FTN FINANCIAL</b>															
1227163	6/28/23	09/13/2024	3130AWJL5	AA+	Aaa	NR	50,000,000.00	5.2500	5.2567	50,000,000.00	0.00	1,115,625.00	50,000,000.00	51,079,477.00	1,079,477.00
<b>FED HM LN BK BD / UBS FINANCIAL SERVICES</b>															
1226903	6/27/23	09/23/2024	3130AWJD3	AA+	Aaa	NR	50,000,000.00	5.2000	5.2069	50,000,000.00	0.00	491,111.11	50,000,000.00	50,422,447.00	422,447.00
<b>FED HM LN BK BD / UBS FINANCIAL SERVICES</b>															
1227369	6/29/23	09/26/2024	3130AWJU5	AA+	Aaa	NR	50,000,000.00	5.2500	5.2571	50,000,000.00	0.00	473,958.33	50,000,000.00	50,412,763.50	412,763.50
<b>FED HM LN BK BD / GREAT PACIFIC SECURITIES</b>															
1228138	7/5/23	09/26/2024	3130AWKX7	AA+	Aaa	NR	50,000,000.00	5.3450	5.3524	50,000,000.00	0.00	482,534.72	50,000,000.00	50,435,839.50	435,839.50
<b>FED HM LN BK BD / JEFFERIES &amp; COMPANY</b>															
1227370	6/29/23	10/02/2024	3130AWK33	AA+	Aaa	NR	50,000,000.00	5.2250	5.2316	50,000,000.00	0.00	1,103,055.56	50,000,000.00	51,061,807.50	1,061,807.50
<b>FED HM LN BK BD / FTN FINANCIAL</b>															
1227373	6/29/23	10/07/2024	3130AWK41	AA+	Aaa	NR	50,000,000.00	5.2100	5.2164	50,000,000.00	0.00	1,099,888.89	50,000,000.00	51,056,037.50	26 1,056,037.50



# ORANGE COUNTY TREASURER-TAX COLLECTOR

## Investment Inventory with Market Value by Entity & Instrument

Run Date: 06-Jun-2024 01:48:53 PM  
 Print Date: 06-Jun-2024  
 As at date: 06-Jun-2024

**As of 31-May-2024**

56661

\* Market values provided by Northern Trust

Deal No.	Settle Date	Maturity Date	CUSIP	S&P	Moody's	Fitch	Face Value	Coupon	Purchase Yield	Capital	Capital Accrual	Interest Accrual	Book Value	Market Value *	Unrealized Gain/(Loss)
<b>Issuer / Broker</b>															
<b>UNITED STATES DOLLAR</b>															
<b><u>Extended Fund</u></b>															
<b>GOVERNMENT AGENCY</b>															
<b>GOVT AGENCY-FIX-30/360</b>															
<b>FED HM LN BK BD / RBC</b>															
1230332	7/21/23	10/07/2024	3130AWPS3	AA+	Aaa	NR	50,000,000.00	5.3100	5.3173	50,000,000.00	0.00	398,250.00	50,000,000.00	50,341,476.50	341,476.50
<b>FED HM LN BK BD / CASTLE OAK SECURITIES</b>															
1228521	7/7/23	10/10/2024	3130AWLS7	AA+	Aaa	NR	50,000,000.00	5.4300	5.4371	50,000,000.00	0.00	1,086,000.00	50,000,000.00	51,078,618.50	1,078,618.50
<b>FED HM LN BK BD / CASTLE OAK SECURITIES</b>															
1228522	7/7/23	10/10/2024	3130AWLS7	AA+	Aaa	NR	50,000,000.00	5.4300	5.4371	50,000,000.00	0.00	1,086,000.00	50,000,000.00	51,078,618.50	1,078,618.50
<b>FED HM LN BK BD / CASTLE OAK SECURITIES</b>															
1228523	7/7/23	10/11/2024	3130AWMS6	AA+	Aaa	NR	50,000,000.00	5.4100	5.4170	50,000,000.00	0.00	1,082,000.00	50,000,000.00	51,071,092.00	1,071,092.00
<b>FED HM LN BK BD / CASTLE OAK SECURITIES</b>															
1228524	7/7/23	10/11/2024	3130AWMS6	AA+	Aaa	NR	50,000,000.00	5.4100	5.4170	50,000,000.00	0.00	1,082,000.00	50,000,000.00	51,071,092.00	1,071,092.00
<b>FANNIE MAE / MORGAN STANLEY _1</b>															
1056549	2/7/20	10/15/2024	3135G0W66	AA+	Aaa	AA+	4,605,000.00	1.6250	1.4722	4,636,746.13	(29,226.00)	9,561.77	4,607,520.13	4,551,725.03	(55,795.10)
<b>FANNIE MAE / CITIGROUP GLOBAL MARKETS</b>															
1056550	2/7/20	10/15/2024	3135G0W66	AA+	Aaa	AA+	5,000,000.00	1.6250	1.4705	5,034,839.55	(32,073.85)	10,381.94	5,002,765.70	4,942,155.30	(60,610.40)
<b>FANNIE MAE / TD SECURITIES</b>															
1056551	2/7/20	10/15/2024	3135G0W66	AA+	Aaa	AA+	40,000,000.00	1.6250	1.5218	40,185,778.80	(171,030.96)	83,055.56	40,014,747.84	39,537,242.40	(477,505.44)
<b>FED HM LN BK BD / RBC</b>															
1230333	7/21/23	10/22/2024	3130AWPT1	AA+	Aaa	NR	50,000,000.00	5.3000	5.3072	50,000,000.00	0.00	287,083.33	50,000,000.00	50,226,923.50	226,923.50
<b>FED FARM CR BK / DAIWA CAPITAL MARKETS</b>															
1231335	7/28/23	10/25/2024	3133EPS82	AA+	Aaa	AA+	50,000,000.00	5.3600	5.3674	50,000,000.00	0.00	268,000.00	50,000,000.00	50,247,399.50	247,399.50
<b>FED FARM CR BK / JEFFERIES &amp; COMPANY</b>															
1232035	8/3/23	10/25/2024	3133EPSQ9	AA+	Aaa	AA+	50,000,000.00	5.3700	5.3774	50,000,000.00	0.00	268,500.00	50,000,000.00	50,249,819.00	249,819.00
<b>FED FARM CR BK / UBS FINANCIAL SERVICES</b>															
1233419	8/14/23	11/05/2024	3133EPTL9	AA+	Aaa	AA+	50,000,000.00	5.2300	5.2371	50,000,000.00	0.00	188,861.11	50,000,000.00	50,136,840.50	136,840.50
<b>FED HM LN BK BD / FTN FINANCIAL</b>															
1233420	8/14/23	11/07/2024	3130AWVX5	AA+	Aaa	NR	50,000,000.00	5.2450	5.2517	50,000,000.00	0.00	779,465.28	50,000,000.00	50,731,467.00	731,467.00
<b>FED HM LN BK BD / FTN FINANCIAL</b>															
1233421	8/14/23	11/07/2024	3130AWVX5	AA+	Aaa	NR	50,000,000.00	5.2450	5.2517	50,000,000.00	0.00	779,465.28	50,000,000.00	50,731,467.00	731,467.00
<b>FED HM LN BK BD / UBS FINANCIAL SERVICES</b>															
1234022	8/17/23	11/08/2024	3130AWXK1	AA+	Aaa	NR	50,000,000.00	5.3000	5.3072	50,000,000.00	0.00	169,305.56	50,000,000.00	50,101,791.50	101,791.50
<b>FED HM LN BK BD / UBS FINANCIAL SERVICES</b>															
1234023	8/17/23	11/08/2024	3130AWXK1	AA+	Aaa	NR	50,000,000.00	5.3000	5.3072	50,000,000.00	0.00	169,305.56	50,000,000.00	50,101,791.50	101,791.50
<b>FED HM LN BK BD / UBS FINANCIAL SERVICES</b>															

# ORANGE COUNTY TREASURER-TAX COLLECTOR

## Investment Inventory with Market Value by Entity & Instrument

Run Date: 06-Jun-2024 01:48:53 PM  
 Print Date: 06-Jun-2024  
 As at date: 06-Jun-2024

**As of 31-May-2024**

56661

\* Market values provided by Northern Trust

Deal No.	Settle Date	Maturity Date	CUSIP	S&P	Moody's	Fitch	Face Value	Coupon	Purchase Yield	Capital	Capital Accrual	Interest Accrual	Book Value	Market Value *	Unrealized Gain/(Loss)
<b>Issuer / Broker</b>															
<b>UNITED STATES DOLLAR</b>															
<b><u>Extended Fund</u></b>															
<b>GOVERNMENT AGENCY</b>															
<b>GOVT AGENCY-FIX-30/360</b>															
1234055	8/18/23	11/08/2024	3130AWXP0	AA+	Aaa	NR	50,000,000.00	5.3400	5.3474	50,000,000.00	0.00	170,583.33	50,000,000.00	50,111,445.00	111,445.00
<b>FED FARM CR BK / FTN FINANCIAL</b>															
1234021	8/17/23	11/12/2024	3133EPTY1	AA+	Aaa	AA+	50,000,000.00	5.3200	5.3273	50,000,000.00	0.00	140,388.89	50,000,000.00	50,108,086.00	108,086.00
<b>FED HM LN BK BD / RBC</b>															
1234989	8/24/23	11/19/2024	3130AWZH6	AA+	Aaa	NR	50,000,000.00	5.3500	5.3574	50,000,000.00	0.00	89,166.67	50,000,000.00	50,032,459.50	32,459.50
<b>FED HM LN BK BD / CASTLE OAK SECURITIES</b>															
1234990	8/24/23	11/22/2024	3130AWZF0	AA+	Aaa	NR	50,000,000.00	5.3450	5.3519	50,000,000.00	0.00	720,090.28	50,000,000.00	50,732,264.00	732,264.00
<b>FED HM LN BK BD / MORGAN STANLEY</b>															
1235261	8/28/23	11/22/2024	3130AX2R8	AA+	Aaa	NR	50,000,000.00	5.3750	5.3824	50,000,000.00	0.00	67,187.50	50,000,000.00	50,057,887.50	57,887.50
<b>FED HM LN BK BD / RBC</b>															
1235259	8/28/23	12/13/2024	3130AX2J6	AA+	Aaa	NR	50,000,000.00	5.3200	5.3268	50,000,000.00	0.00	1,241,333.33	50,000,000.00	51,249,738.00	1,249,738.00
<b>FED HM LN BK BD / GREAT PACIFIC SECURITIES</b>															
1235260	8/28/23	12/17/2024	3130AX2K3	AA+	Aaa	NR	50,000,000.00	5.3100	5.3166	50,000,000.00	0.00	1,209,500.00	50,000,000.00	51,215,145.00	1,215,145.00
<b>FED HM LN BK BD / MORGAN STANLEY</b>															
1235219	8/25/23	12/20/2024	3130AX2E7	AA+	Aaa	NR	50,000,000.00	5.2950	5.3013	50,000,000.00	0.00	1,184,020.83	50,000,000.00	51,185,546.50	1,185,546.50
<b>FED HM LN BK BD / GREAT PACIFIC SECURITIES</b>															
1235262	8/28/23	01/03/2025	3130AX2V9	AA+	Aaa	NR	50,000,000.00	5.3500	5.3557	50,000,000.00	0.00	1,099,722.22	50,000,000.00	51,116,589.00	1,116,589.00
<b>FED HM LN BK BD / GREAT PACIFIC SECURITIES</b>															
1235263	8/28/23	01/03/2025	3130AX2V9	AA+	Aaa	NR	50,000,000.00	5.3500	5.3557	50,000,000.00	0.00	1,099,722.22	50,000,000.00	51,116,589.00	1,116,589.00
<b>FED FARM CR BK / JP MORGAN CHASE &amp; CO</b>															
1155884	1/11/22	01/06/2025	3133ENKS8	AA+	Aaa	AA+	25,000,000.00	1.1250	1.2020	24,943,750.00	45,000.00	113,281.25	24,988,750.00	24,518,011.50	(470,738.50)
<b>FED FARM CR BK / MORGAN STANLEY</b>															
1235264	8/28/23	01/08/2025	3133EPUZ6	AA+	Aaa	AA+	50,000,000.00	5.3600	5.3654	50,000,000.00	0.00	1,064,555.56	50,000,000.00	51,097,794.50	1,097,794.50
<b>FED FARM CR BK / MORGAN STANLEY</b>															
1235265	8/28/23	01/08/2025	3133EPUZ6	AA+	Aaa	AA+	50,000,000.00	5.3600	5.3654	50,000,000.00	0.00	1,064,555.56	50,000,000.00	51,097,794.50	1,097,794.50
<b>FED HM LN BK BD / DEUTSCHE</b>															
1235597	8/29/23	01/10/2025	3130AX3E6	AA+	Aaa	NR	50,000,000.00	5.3600	5.3653	50,000,000.00	0.00	1,049,666.67	50,000,000.00	51,049,026.50	1,049,026.50
<b>FED HM LN BK BD / TD SECURITIES</b>															
1236866	9/7/23	01/10/2025	3130AXST1	AA+	Aaa	NR	50,000,000.00	5.3400	5.3459	50,000,000.00	0.00	1,045,750.00	50,000,000.00	51,059,893.50	1,059,893.50
<b>FED FARM CR BK / CITIGROUP GLOBAL MARKETS</b>															
1239098	9/26/23	01/13/2025	3133EPXG5	AA+	Aaa	AA+	50,000,000.00	5.3800	5.3869	50,000,000.00	0.00	1,031,166.67	50,000,000.00	51,070,289.00	1,070,289.00
<b>FED HM LN BK BD / DEUTSCHE</b>															
1235596	8/29/23	01/17/2025	3130AX3C0	AA+	Aaa	NR	50,000,000.00	5.3600	5.3647	50,000,000.00	0.00	997,555.56	50,000,000.00	50,998,800.50	28 998,800.50

# ORANGE COUNTY TREASURER-TAX COLLECTOR

## Investment Inventory with Market Value by Entity & Instrument

Run Date: 06-Jun-2024 01:48:53 PM  
 Print Date: 06-Jun-2024  
 As at date: 06-Jun-2024

**As of 31-May-2024**

56661

\* Market values provided by Northern Trust

Deal No.	Settle Date	Maturity Date	CUSIP	S&P	Moody's	Fitch	Face Value	Coupon	Purchase Yield	Capital	Capital Accrual	Interest Accrual	Book Value	Market Value *	Unrealized Gain/(Loss)
<b>Issuer / Broker</b>															
<b>UNITED STATES DOLLAR</b>															
<b><u>Extended Fund</u></b>															
<b>GOVERNMENT AGENCY</b>															
<b>GOVT AGENCY-FIX-30/360</b>															
<b>FED HM LN BK BD / RBC</b>															
1236867	9/7/23	01/17/2025	3130AX5S3	AA+	Aaa	NR	50,000,000.00	5.3300	5.3353	50,000,000.00	0.00	991,972.22	50,000,000.00	51,003,267.50	1,003,267.50
<b>FED HM LN BK BD / RBC</b>															
1238075	9/15/23	01/17/2025	3130AXAM0	AA+	Aaa	NR	50,000,000.00	5.3050	5.3109	50,000,000.00	0.00	987,319.44	50,000,000.00	50,991,076.00	991,076.00
<b>FED HM LN BK BD / CITIGROUP GLOBAL MARKETS</b>															
1239099	9/26/23	01/21/2025	3130AXD96	AA+	Aaa	NR	50,000,000.00	5.3750	5.3814	50,000,000.00	0.00	970,486.11	50,000,000.00	50,995,659.50	995,659.50
<b>FED HM LN BK BD / JEFFERIES &amp; COMPANY</b>															
1133939	7/27/21	01/27/2025	3130AN5P1	AA+	Aaa	NR	7,750,000.00	0.6400	0.6400	7,750,000.00	0.00	17,084.44	7,750,000.00	7,540,678.31	(209,321.69)
<b>FED HM LN BK BD / BNY Mellon Capital Market</b>															
1134038	7/27/21	01/27/2025	3130AN5P1	AA+	Aaa	NR	5,750,000.00	0.6400	0.6400	5,750,000.00	0.00	12,675.56	5,750,000.00	5,594,696.81	(155,303.19)
<b>FED FARM CR BK / CASTLE OAK SECURITIES</b>															
1238076	9/15/23	01/30/2025	3133EPWH4	AA+	Aaa	AA+	50,000,000.00	5.2900	5.2949	50,000,000.00	0.00	889,013.89	50,000,000.00	50,899,667.00	899,667.00
<b>FED FARM CR BK / CASTLE OAK SECURITIES</b>															
1238077	9/15/23	01/30/2025	3133EPWH4	AA+	Aaa	AA+	50,000,000.00	5.2900	5.2949	50,000,000.00	0.00	889,013.89	50,000,000.00	50,899,667.00	899,667.00
<b>FED HM LN BK BD / CASTLE OAK SECURITIES</b>															
1238268	9/18/23	01/30/2025	3130AXAY4	AA+	Aaa	NR	50,000,000.00	5.3250	5.3302	50,000,000.00	0.00	894,895.83	50,000,000.00	50,905,192.50	905,192.50
<b>FED HM LN BK BD / TD SECURITIES</b>															
1238270	9/18/23	02/03/2025	3130AXB23	AA+	Aaa	NR	50,000,000.00	5.3200	5.3249	50,000,000.00	0.00	871,888.89	50,000,000.00	50,880,624.00	880,624.00
<b>FED HM LN BK BD / TD SECURITIES</b>															
1238271	9/18/23	02/03/2025	3130AXB23	AA+	Aaa	NR	50,000,000.00	5.3200	5.3249	50,000,000.00	0.00	871,888.89	50,000,000.00	50,880,624.00	880,624.00
<b>FED HM LN BK BD / GREAT PACIFIC SECURITIES</b>															
1238269	9/18/23	02/07/2025	3130AXB56	AA+	Aaa	NR	50,000,000.00	5.3150	5.3196	50,000,000.00	0.00	841,541.67	50,000,000.00	50,848,944.00	848,944.00
<b>FED HM LN BK BD / FTN FINANCIAL</b>															
1239394	9/27/23	02/07/2025	3130AXDM7	AA+	Aaa	NR	50,000,000.00	5.3950	5.4005	50,000,000.00	0.00	854,208.33	50,000,000.00	50,887,844.50	887,844.50
<b>FED HM LN BK BD / FTN FINANCIAL</b>															
1239395	9/27/23	02/07/2025	3130AXDM7	AA+	Aaa	NR	50,000,000.00	5.3950	5.4005	50,000,000.00	0.00	854,208.33	50,000,000.00	50,887,844.50	887,844.50
<b>FED HM LN BK BD / UBS FINANCIAL SERVICES</b>															
1241615	10/12/23	02/07/2025	3130AXHN1	AA+	Aaa	NR	50,000,000.00	5.3100	5.3163	50,000,000.00	0.00	840,750.00	50,000,000.00	50,846,513.00	846,513.00
<b>FED HM LN BK BD / UBS FINANCIAL SERVICES</b>															
1242012	10/16/23	02/10/2025	3130AXJM1	AA+	Aaa	NR	50,000,000.00	5.3300	5.3364	50,000,000.00	0.00	821,708.33	50,000,000.00	50,834,316.00	834,316.00
<b>FED HM LN BK BD / TD SECURITIES</b>															
1239837	9/29/23	02/14/2025	3130AXDZ8	AA+	Aaa	NR	50,000,000.00	5.3900	5.3950	50,000,000.00	0.00	801,013.89	50,000,000.00	50,834,255.00	834,255.00
<b>FED HM LN BK BD / TD SECURITIES</b>															

# ORANGE COUNTY TREASURER-TAX COLLECTOR

## Investment Inventory with Market Value by Entity & Instrument

Run Date: 06-Jun-2024 01:48:53 PM  
 Print Date: 06-Jun-2024  
 As at date: 06-Jun-2024

**As of 31-May-2024**

56661

\* Market values provided by Northern Trust

Deal No.	Settle Date	Maturity Date	CUSIP	S&P	Moody's	Fitch	Face Value	Coupon	Purchase Yield	Capital	Capital Accrual	Interest Accrual	Book Value	Market Value *	Unrealized Gain/(Loss)
<b>Issuer / Broker</b>															
<b>UNITED STATES DOLLAR</b>															
<b><u>Extended Fund</u></b>															
<b>GOVERNMENT AGENCY</b>															
<b>GOVT AGENCY-FIX-30/360</b>															
1239838	9/29/23	02/14/2025	3130AXDZ8	AA+	Aaa	NR	50,000,000.00	5.3900	5.3950	50,000,000.00	0.00	801,013.89	50,000,000.00	50,834,255.00	834,255.00
<b>FED HM LN BK BD / FTN FINANCIAL</b>															
1241872	10/13/23	02/18/2025	3130AXJ74	AA+	Aaa	NR	50,000,000.00	5.3400	5.3454	50,000,000.00	0.00	356,000.00	50,000,000.00	50,377,069.00	377,069.00
<b>FED HM LN BK BD / RBC</b>															
1241866	10/13/23	02/28/2025	3130AXJG4	AA+	Aaa	NR	50,000,000.00	5.3350	5.3399	50,000,000.00	0.00	689,104.17	50,000,000.00	50,704,420.00	704,420.00
<b>FED HM LN BK BD / RBC</b>															
1241867	10/13/23	02/28/2025	3130AXJC3	AA+	Aaa	NR	50,000,000.00	5.3400	5.3450	50,000,000.00	0.00	689,750.00	50,000,000.00	50,706,844.00	706,844.00
<b>FED FARM CR BK / MORGAN STANLEY</b>															
1241868	10/13/23	02/28/2025	3133EPYV1	AA+	Aaa	AA+	50,000,000.00	5.3200	5.3249	50,000,000.00	0.00	687,166.67	50,000,000.00	50,708,233.50	708,233.50
<b>FED FARM CR BK / DEUTSCHE</b>															
1242010	10/16/23	03/04/2025	3133EPYY5	AA+	Aaa	AA+	50,000,000.00	5.3100	5.3146	50,000,000.00	0.00	641,625.00	50,000,000.00	50,657,877.50	657,877.50
<b>FED HM LN BK BD / DEUTSCHE</b>															
1242474	10/18/23	03/07/2025	3130AXKH0	AA+	Aaa	NR	50,000,000.00	5.3750	5.3797	50,000,000.00	0.00	627,083.33	50,000,000.00	50,661,886.00	661,886.00
<b>FED FARM CR BK / TD SECURITIES</b>															
1242191	10/17/23	03/10/2025	3133EPZD0	AA+	Aaa	AA+	50,000,000.00	5.3200	5.3200	50,002,799.00	(1,246.47)	598,500.00	50,001,552.53	50,607,193.50	605,640.97
<b>FED FARM CR BK / TD SECURITIES</b>															
1242192	10/17/23	03/10/2025	3133EPZD0	AA+	Aaa	AA+	50,000,000.00	5.3200	5.3200	50,002,799.00	(1,246.47)	598,500.00	50,001,552.53	50,607,193.50	605,640.97
<b>FED HM LN BK BD / CITIGROUP GLOBAL MARKETS</b>															
1242477	10/18/23	03/10/2025	3130AXKL1	AA+	Aaa	NR	50,000,000.00	5.3650	5.3694	50,000,000.00	0.00	603,562.50	50,000,000.00	50,636,546.50	636,546.50
<b>FED HM LN BK BD / CASTLE OAK SECURITIES</b>															
1242475	10/18/23	03/14/2025	3130AXKJ6	AA+	Aaa	NR	50,000,000.00	5.3550	5.3588	50,000,000.00	0.00	319,812.50	50,000,000.00	50,355,242.00	355,242.00
<b>FED HM LN BK BD / MORGAN STANLEY</b>															
1242672	10/19/23	03/14/2025	3130AXLA4	AA+	Aaa	NR	50,000,000.00	5.3900	5.3941	50,000,000.00	0.00	576,430.56	50,000,000.00	50,621,369.00	621,369.00
<b>FED HM LN BK BD / MORGAN STANLEY</b>															
1242673	10/19/23	03/14/2025	3130AXLA4	AA+	Aaa	NR	50,000,000.00	5.3900	5.3941	50,000,000.00	0.00	576,430.56	50,000,000.00	50,621,369.00	621,369.00
<b>FED HM LN BK BD / FTN FINANCIAL</b>															
1242476	10/18/23	03/17/2025	3130AXKM9	AA+	Aaa	NR	50,000,000.00	5.3600	5.3637	50,000,000.00	0.00	550,888.89	50,000,000.00	50,586,454.50	586,454.50
<b>FED HM LN BK BD / GREAT PACIFIC SECURITIES</b>															
1242674	10/19/23	03/24/2025	3130AXLC0	AA+	Aaa	NR	50,000,000.00	5.3800	5.3831	50,000,000.00	0.00	500,638.89	50,000,000.00	50,548,659.00	548,659.00
<b>FED FARM CR BK / UBS FINANCIAL SERVICES</b>															
1242670	10/19/23	03/28/2025	3133EPZP3	AA+	Aaa	AA+	50,000,000.00	5.3800	5.3826	50,000,000.00	0.00	470,750.00	50,000,000.00	50,502,672.50	502,672.50
<b>FED FARM CR BK / UBS FINANCIAL SERVICES</b>															
1242671	10/19/23	03/28/2025	3133EPZP3	AA+	Aaa	AA+	50,000,000.00	5.3800	5.3826	50,000,000.00	0.00	470,750.00	50,000,000.00	50,502,672.50	502,672.50

# ORANGE COUNTY TREASURER-TAX COLLECTOR

## Investment Inventory with Market Value by Entity & Instrument

Run Date: 06-Jun-2024 01:48:53 PM  
 Print Date: 06-Jun-2024  
 As at date: 06-Jun-2024

**As of 31-May-2024**

56661

\* Market values provided by Northern Trust

Deal No.	Settle Date	Maturity Date	CUSIP	S&P	Moody's	Fitch	Face Value	Coupon	Purchase Yield	Capital	Capital Accrual	Interest Accrual	Book Value	Market Value *	Unrealized Gain/(Loss)
<b>Issuer / Broker</b>															
<b>UNITED STATES DOLLAR</b>															
<b><u>Extended Fund</u></b>															
<b>GOVERNMENT AGENCY</b>															
<b>GOVT AGENCY-FIX-30/360</b>															
<b>FED FARM CR BK / RBC</b>															
1242730	10/20/23	04/07/2025	3133EPZR9	AA+	Aaa	AA+	50,000,000.00	5.3600	5.3617	50,000,000.00	0.00	402,000.00	50,000,000.00	50,426,826.50	426,826.50
<b>FED FARM CR BK / RBC</b>															
1242731	10/20/23	04/07/2025	3133EPZR9	AA+	Aaa	AA+	50,000,000.00	5.3600	5.3617	50,000,000.00	0.00	402,000.00	50,000,000.00	50,426,826.50	426,826.50
<b>FED FARM CR BK / FTN FINANCIAL</b>															
1242733	10/20/23	04/10/2025	3133EPZT5	AA+	Aaa	AA+	50,000,000.00	5.3600	5.3613	50,000,000.00	0.00	379,666.67	50,000,000.00	50,404,650.50	404,650.50
<b>FED HM LN BK BD / RBC</b>															
1245006	11/6/23	04/10/2025	3130AXR26	AA+	Aaa	NR	50,000,000.00	5.0750	5.0778	50,000,000.00	0.00	359,479.17	50,000,000.00	50,292,522.50	292,522.50
<b>FED HM LN BK BD / FTN FINANCIAL</b>															
1245166	11/7/23	04/11/2025	3130AXRE0	AA+	Aaa	NR	50,000,000.00	5.0950	5.0977	50,000,000.00	0.00	169,833.33	50,000,000.00	50,114,689.00	114,689.00
<b>FED HM LN BK BD / FTN FINANCIAL</b>															
1245167	11/7/23	04/11/2025	3130AXRE0	AA+	Aaa	NR	50,000,000.00	5.0950	5.0977	50,000,000.00	0.00	169,833.33	50,000,000.00	50,114,689.00	114,689.00
<b>FED FARM CR BK / FTN FINANCIAL</b>															
1242732	10/20/23	04/15/2025	3133EPZS7	AA+	Aaa	AA+	50,000,000.00	5.3600	5.3607	50,000,000.00	0.00	342,444.44	50,000,000.00	50,380,277.00	380,277.00
<b>FED HM LN BK BD / CITIGROUP GLOBAL MARKETS</b>															
1245443	11/8/23	04/21/2025	3130AXRT7	AA+	Aaa	NR	50,000,000.00	5.1100	5.1120	50,000,000.00	0.00	283,888.89	50,000,000.00	50,234,603.00	234,603.00
<b>FED HM LN BK BD / RBC</b>															
1245441	11/8/23	04/25/2025	3130AXRU4	AA+	Aaa	NR	50,000,000.00	5.1050	5.1065	50,000,000.00	0.00	255,250.00	50,000,000.00	50,211,400.50	211,400.50
<b>FED HM LN BK BD / RBC</b>															
1245442	11/8/23	04/25/2025	3130AXRU4	AA+	Aaa	NR	50,000,000.00	5.1050	5.1065	50,000,000.00	0.00	255,250.00	50,000,000.00	50,211,400.50	211,400.50
<b>FED FARM CR BK / BARCLAYS CAPITAL</b>															
1246109	11/14/23	05/05/2025	3133EPE43	AA+	Aaa	AA+	50,000,000.00	5.2500	5.2511	50,000,000.00	0.00	189,583.33	50,000,000.00	50,207,704.50	207,704.50
<b>FED FARM CR BK / TD SECURITIES</b>															
1246112	11/14/23	05/07/2025	3133EPE50	AA+	Aaa	AA+	50,000,000.00	5.2500	5.2509	50,000,000.00	0.00	175,000.00	50,000,000.00	50,193,348.50	193,348.50
<b>FED FARM CR BK / TD SECURITIES</b>															
1246113	11/14/23	05/07/2025	3133EPE50	AA+	Aaa	AA+	50,000,000.00	5.2500	5.2509	50,000,000.00	0.00	175,000.00	50,000,000.00	50,193,348.50	193,348.50
<b>FED FARM CR BK / TD SECURITIES</b>															
1246110	11/14/23	05/09/2025	3133EPE68	AA+	Aaa	AA+	50,000,000.00	5.2500	5.2506	50,000,000.00	0.00	160,416.67	50,000,000.00	50,178,996.50	178,996.50
<b>FED FARM CR BK / TD SECURITIES</b>															
1246111	11/14/23	05/09/2025	3133EPE68	AA+	Aaa	AA+	50,000,000.00	5.2500	5.2506	50,000,000.00	0.00	160,416.67	50,000,000.00	50,178,996.50	178,996.50
<b>FED HM LN BK BD / UBS FINANCIAL SERVICES</b>															
1250557	12/18/23	05/12/2025	3130AY7B6	AA+	Aaa	NR	50,000,000.00	4.6500	4.6531	50,000,000.00	0.00	122,708.33	50,000,000.00	49,850,499.00	(149,501.00)
<b>FED HM LN BK BD / FTN FINANCIAL</b>															

# ORANGE COUNTY TREASURER-TAX COLLECTOR

## Investment Inventory with Market Value by Entity & Instrument

Run Date: 06-Jun-2024 01:48:53 PM  
 Print Date: 06-Jun-2024  
 As at date: 06-Jun-2024

Page 10 of 21  
 User: SNong

**As of 31-May-2024**

56661

\* Market values provided by Northern Trust

Deal No.	Settle Date	Maturity Date	CUSIP	S&P	Moody's	Fitch	Face Value	Coupon	Purchase Yield	Capital	Capital Accrual	Interest Accrual	Book Value	Market Value *	Unrealized Gain/(Loss)
<b>Issuer / Broker</b>															
<b>UNITED STATES DOLLAR</b>															
<b><u>Extended Fund</u></b>															
<b>GOVERNMENT AGENCY</b>															
<b>GOVT AGENCY-FIX-30/360</b>															
1250947	12/20/23	05/12/2025	3130AYAR7	AA+	Aaa	NR	50,000,000.00	4.6700	4.6732	50,000,000.00	0.00	1,044,263.89	50,000,000.00	50,811,195.50	811,195.50
<b>FED HM LN BK BD / CASTLE OAK SECURITIES</b>															
1250347	12/15/23	05/19/2025	3130AY6D3	AA+	Aaa	NR	50,000,000.00	4.6150	4.6173	50,000,000.00	0.00	76,916.67	50,000,000.00	49,829,812.00	(170,188.00)
<b>FED HM LN BK BD / BNY Mellon Capital Market</b>															
1250597	12/19/23	05/23/2025	3130AYAB2	AA+	Aaa	NR	50,000,000.00	4.6700	4.6724	50,000,000.00	0.00	51,888.89	50,000,000.00	49,833,130.00	(166,870.00)
<b>FED HM LN BK BD / BNY Mellon Capital Market</b>															
1250600	12/19/23	05/23/2025	3130AYAB2	AA+	Aaa	NR	50,000,000.00	4.6700	4.6724	50,000,000.00	0.00	51,888.89	50,000,000.00	49,833,130.00	(166,870.00)
<b>FED HM LN BK BD / RBC</b>															
1253204	1/9/24	05/30/2025	3130AYFN1	AA+	Aaa	NR	50,000,000.00	4.5700	4.5732	50,000,000.00	0.00	6,347.22	50,000,000.00	49,738,714.50	(261,285.50)
<b>FED HM LN BK BD / BANK OF AMERICA</b>															
1253441	1/10/24	05/30/2025	3130AYG91	AA+	Aaa	NR	50,000,000.00	4.6100	4.6134	50,000,000.00	0.00	6,402.78	50,000,000.00	49,757,864.50	(242,135.50)
<b>FED HM LN BK BD / CITIGROUP GLOBAL MARKETS</b>															
1250948	12/20/23	06/06/2025	3130AYAT3	AA+	Aaa	NR	50,000,000.00	4.6500	4.6513	50,000,000.00	0.00	1,039,791.66	50,000,000.00	50,781,341.00	781,341.00
<b>FED HM LN BK BD / CITIGROUP GLOBAL MARKETS</b>															
1250949	12/20/23	06/06/2025	3130AYAT3	AA+	Aaa	NR	50,000,000.00	4.6500	4.6513	50,000,000.00	0.00	1,039,791.66	50,000,000.00	50,781,341.00	781,341.00
<b>FED HM LN BK BD / UBS FINANCIAL SERVICES</b>															
1252685	1/5/24	06/06/2025	3130AYEL6	AA+	Aaa	NR	50,000,000.00	4.6100	4.6126	50,000,000.00	0.00	934,805.55	50,000,000.00	50,648,265.50	648,265.50
<b>FED HM LN BK BD / GREAT PACIFIC SECURITIES</b>															
1250722	12/19/23	06/09/2025	3130AYA89	AA+	Aaa	NR	50,000,000.00	4.6550	4.6559	50,000,000.00	0.00	1,047,375.00	50,000,000.00	50,863,099.00	863,099.00
<b>FED HM LN BK BD / GREAT PACIFIC SECURITIES</b>															
1250592	12/19/23	06/10/2025	3130AYA97	AA+	Aaa	NR	50,000,000.00	4.6550	4.6558	50,000,000.00	0.00	1,047,375.00	50,000,000.00	50,862,261.00	862,261.00
<b>FED HM LN BK BD / GREAT PACIFIC SECURITIES</b>															
1250596	12/19/23	06/10/2025	3130AYA97	AA+	Aaa	NR	50,000,000.00	4.6550	4.6558	50,000,000.00	0.00	1,047,375.00	50,000,000.00	50,862,261.00	862,261.00
<b>FED HM LN BK BD / BARCLAYS CAPITAL</b>															
1252684	1/5/24	06/13/2025	3130AYEH5	AA+	Aaa	NR	50,000,000.00	4.6000	4.6020	50,000,000.00	0.00	932,777.77	50,000,000.00	50,718,001.00	718,001.00
<b>FED HM LN BK BD / GREAT PACIFIC SECURITIES</b>															
1118839	6/16/21	06/16/2025	3130AMSD5	AA+	Aaa	NR	25,000,000.00	0.6300	0.6300	25,000,000.00	0.00	72,187.50	25,000,000.00	23,930,477.50	(1,069,522.50)
<b>FED HM LN BK BD / BNY Mellon Capital Market</b>															
1253203	1/9/24	06/16/2025	3130AYFL5	AA+	Aaa	NR	50,000,000.00	4.5800	4.5821	50,000,000.00	0.00	903,277.77	50,000,000.00	50,643,552.00	643,552.00
<b>FED FARM CR BK / TD SECURITIES</b>															
1252686	1/5/24	06/20/2025	3133EPU86	AA+	Aaa	AA+	50,000,000.00	4.6000	4.6014	50,000,000.00	0.00	932,777.78	50,000,000.00	50,634,950.00	634,950.00
<b>FED FARM CR BK / TD SECURITIES</b>															
1252687	1/5/24	06/20/2025	3133EPU86	AA+	Aaa	AA+	50,000,000.00	4.6000	4.6014	50,000,000.00	0.00	932,777.78	50,000,000.00	50,634,950.00	32 634,950.00

# ORANGE COUNTY TREASURER-TAX COLLECTOR

## Investment Inventory with Market Value by Entity & Instrument

Run Date: 06-Jun-2024 01:48:53 PM  
 Print Date: 06-Jun-2024  
 As at date: 06-Jun-2024

**As of 31-May-2024**

56661

\* Market values provided by Northern Trust

Deal No.	Settle Date	Maturity Date	CUSIP	S&P	Moody's	Fitch	Face Value	Coupon	Purchase Yield	Capital	Capital Accrual	Interest Accrual	Book Value	Market Value *	Unrealized Gain/(Loss)
<b>Issuer / Broker</b>															
<b>UNITED STATES DOLLAR</b>															
<b><u>Extended Fund</u></b>															
<b>GOVERNMENT AGENCY</b>															
<b>GOVT AGENCY-FIX-30/360</b>															
<b>FED HM LN BK BD / Mizuho Securities USA Inc</b>															
1253862	1/12/24	07/03/2025	3130AYHY5	AA+	Aaa	NR	50,000,000.00	4.5300	4.5308	50,000,000.00	0.00	874,541.67	50,000,000.00	50,681,599.50	681,599.50
<b>FED HM LN BK BD / BNY Mellon Capital Market</b>															
1253861	1/12/24	07/08/2025	3130AYHT6	AA+	Aaa	NR	50,000,000.00	4.5300	4.5304	50,000,000.00	0.00	874,541.66	50,000,000.00	50,678,909.00	678,909.00
<b>FED HM LN BK BD / CASTLE OAK SECURITIES</b>															
1254236	1/17/24	07/10/2025	3130AYJW7	AA+	Aaa	NR	50,000,000.00	4.4000	4.4006	50,000,000.00	0.00	818,888.89	50,000,000.00	50,553,439.50	553,439.50
<b>FED HM LN BK BD / CASTLE OAK SECURITIES</b>															
1254237	1/17/24	07/10/2025	3130AYJW7	AA+	Aaa	NR	50,000,000.00	4.4000	4.4006	50,000,000.00	0.00	818,888.89	50,000,000.00	50,553,439.50	553,439.50
<b>FED HM LN BK BD / DEUTSCHE</b>															
1254408	1/18/24	07/10/2025	3130AYKW5	AA+	Aaa	NR	50,000,000.00	4.5200	4.5207	50,000,000.00	0.00	834,944.45	50,000,000.00	50,633,116.50	633,116.50
<b>FED HM LN BK BD / GREAT PACIFIC SECURITIES</b>															
1254407	1/18/24	07/18/2025	3130AYKC9	AA+	Aaa	NR	50,000,000.00	4.4000	4.4000	50,000,000.00	0.00	812,777.78	50,000,000.00	50,541,715.50	541,715.50
<b>FED HM LN BK BD / FTN FINANCIAL</b>															
1254625	1/19/24	07/18/2025	3130AYM52	AA+	Aaa	NR	50,000,000.00	4.5100	4.5101	50,000,000.00	0.00	826,833.33	50,000,000.00	50,468,023.50	468,023.50
<b>FED HM LN BK BD / DEUTSCHE</b>															
1254409	1/18/24	07/21/2025	3130AYKZ8	AA+	Aaa	NR	50,000,000.00	4.5150	4.5147	50,000,000.00	0.00	834,020.83	50,000,000.00	50,476,251.00	476,251.00
<b>FED FARM CR BK / DAIWA CAPITAL MARKETS</b>															
1254624	1/19/24	07/29/2025	3133EPY41	AA+	Aaa	AA+	50,000,000.00	4.4900	4.4909	50,000,000.00	0.00	760,805.56	50,000,000.00	50,425,978.50	425,978.50
<b>FED HM LN BK BD / CITIGROUP GLOBAL MARKETS</b>															
1255248	1/24/24	08/01/2025	3130AYNV4	AA+	Aaa	NR	50,000,000.00	4.5700	4.5693	50,000,000.00	0.00	806,097.23	50,000,000.00	50,606,181.00	606,181.00
<b>FED HM LN BK BD / Mizuho Securities USA Inc</b>															
1255288	1/25/24	08/07/2025	3130AYPG5	AA+	Aaa	NR	50,000,000.00	4.5400	4.5388	50,000,000.00	0.00	794,500.00	50,000,000.00	50,443,230.00	443,230.00
<b>FED FARM CR BK / UBS FINANCIAL SERVICES</b>															
1256332	1/31/24	08/07/2025	3133EP2D6	AA+	Aaa	AA+	50,000,000.00	4.5500	4.5507	50,000,000.00	0.00	720,416.67	50,000,000.00	50,440,225.50	440,225.50
<b>FED HM LN BK BD / Mizuho Securities USA Inc</b>															
1256819	2/5/24	08/08/2025	3130AYTM8	AA+	Aaa	NR	50,000,000.00	4.5600	4.5597	50,000,000.00	0.00	734,666.67	50,000,000.00	50,540,823.00	540,823.00
<b>FED HM LN BK BD / Mizuho Securities USA Inc</b>															
1256820	2/5/24	08/08/2025	3130AYTM8	AA+	Aaa	NR	50,000,000.00	4.5600	4.5597	50,000,000.00	0.00	734,666.67	50,000,000.00	50,540,823.00	540,823.00
<b>FED HM LN BK BD / UBS FINANCIAL SERVICES</b>															
1257039	2/6/24	08/12/2025	3130AYUR5	AA+	Aaa	NR	50,000,000.00	4.6450	4.6444	50,000,000.00	0.00	741,909.72	50,000,000.00	50,592,821.50	592,821.50
<b>FED FARM CR BK / FTN FINANCIAL</b>															
1256818	2/5/24	08/18/2025	3133EP2J3	AA+	Aaa	AA+	50,000,000.00	4.5500	4.5512	50,000,000.00	0.00	650,902.78	50,000,000.00	50,302,083.00	302,083.00
<b>FANNIE MAE / DAIWA CAPITAL MARKETS</b>															

# ORANGE COUNTY TREASURER-TAX COLLECTOR

## Investment Inventory with Market Value by Entity & Instrument

Run Date: 06-Jun-2024 01:48:53 PM  
 Print Date: 06-Jun-2024  
 As at date: 06-Jun-2024

Page 12 of 21  
 User: SNong

**As of 31-May-2024**

56661

\* Market values provided by Northern Trust

Deal No.	Settle Date	Maturity Date	CUSIP	S&P	Moody's	Fitch	Face Value	Coupon	Purchase Yield	Capital	Capital Accrual	Interest Accrual	Book Value	Market Value *	Unrealized Gain/(Loss)
<b>Issuer / Broker</b>															
<b>UNITED STATES DOLLAR</b>															
<b><u>Extended Fund</u></b>															
<b>GOVERNMENT AGENCY</b>															
<b>GOVT AGENCY-FIX-30/360</b>															
1105176	3/8/21	08/25/2025	3135G05X7	AA+	Aaa	AA+	25,000,000.00	0.3750	0.7622	24,575,925.00	306,906.80	25,000.00	24,882,831.80	23,631,874.50	(1,250,957.30)
<b>FED HM LN BK BD / RBC</b>															
1256817	2/5/24	08/25/2025	3130AYTJ5	AA+	Aaa	NR	50,000,000.00	4.5500	4.5517	50,000,000.00	0.00	606,666.67	50,000,000.00	50,397,841.00	397,841.00
<b>FED HM LN BK BD / GREAT PACIFIC SECURITIES</b>															
1256821	2/5/24	09/08/2025	3130AYTSS	AA+	Aaa	NR	50,000,000.00	4.5300	4.5325	50,000,000.00	0.00	522,208.33	50,000,000.00	50,281,925.00	281,925.00
<b>FREDDIE MAC / TD SECURITIES</b>															
1104040	2/26/21	09/23/2025	3137EAEX3	AA+	Aaa	AA+	10,000,000.00	0.3750	0.7054	9,851,527.20	105,923.22	7,083.33	9,957,450.42	9,415,715.90	(541,734.52)
<b>FED FARM CR BK / CITIGROUP GLOBAL MARKETS</b>															
1241228	10/10/23	10/10/2025	3133EPYK5	AA+	Aaa	AA+	50,000,000.00	5.1250	5.1250	50,000,000.00	0.00	363,020.83	50,000,000.00	50,456,615.00	456,615.00
<b>FED HM LN BK BD / GREAT PACIFIC SECURITIES</b>															
1134091	7/28/21	10/28/2025	3130ANB74	AA+	Aaa	NR	20,000,000.00	0.8000	0.8000	20,000,000.00	0.00	54,666.67	20,000,000.00	18,913,047.80	(1,086,952.20)
<b>FANNIE MAE / MORGAN STANLEY _1</b>															
1104586	3/3/21	11/07/2025	3135G06G3	AA+	Aaa	AA+	50,000,000.00	0.5000	0.7129	49,511,000.00	339,163.90	16,666.67	49,850,163.90	46,921,373.50	(2,928,790.40)
<b>FED FARM CR BK / FTN FINANCIAL</b>															
1148918	11/17/21	11/17/2025	3133ENEG1	AA+	Aaa	AA+	25,000,000.00	1.0500	1.0900	24,960,963.44	24,777.37	10,208.33	24,985,740.81	23,624,914.00	(1,360,826.81)
<b>FED FARM CR BK / GREAT PACIFIC SECURITIES</b>															
1148919	11/17/21	11/17/2025	3133ENEG1	AA+	Aaa	AA+	25,000,000.00	1.0500	1.0902	24,960,750.00	24,912.85	10,208.33	24,985,662.85	23,624,914.00	(1,360,748.85)
<b>FED HM LN BK BD / GREAT PACIFIC SECURITIES</b>															
1257686	2/9/24	02/06/2026	3130AYWT9	AA+	Aaa	NR	50,000,000.00	4.4300	4.4302	50,000,000.00	0.00	689,111.11	50,000,000.00	50,319,365.50	319,365.50
<b>FED HM LN BK BD / GREAT PACIFIC SECURITIES</b>															
1254807	1/22/24	02/27/2026	3130AYMT0	AA+	Aaa	NR	50,000,000.00	4.3400	4.3418	50,000,000.00	0.00	566,611.11	50,000,000.00	50,015,976.00	15,976.00
<b>FED HM LN BK BD / GREAT PACIFIC SECURITIES</b>															
1259641	2/27/24	03/06/2026	3130B0BA6	AA+	Aaa	NR	50,000,000.00	4.6800	4.6793	50,000,000.00	0.00	611,000.00	50,000,000.00	50,440,775.50	440,775.50
<b>FED FARM CR BK / DAIWA CAPITAL MARKETS</b>															
1261922	3/13/24	03/13/2026	3133EP5K7	AA+	Aaa	AA+	50,000,000.00	4.5000	4.5019	49,998,240.00	190.67	487,500.00	49,998,430.67	50,143,433.50	145,002.83
<b>FED HM LN BK BD / RBC</b>															
1263583	3/27/24	05/07/2026	3130B0NQ8	AA+	Aaa	NR	50,000,000.00	4.6100	4.6123	50,000,000.00	0.00	153,666.67	50,000,000.00	49,910,117.00	(89,883.00)
<b>FED HM LN BK BD / GREAT PACIFIC SECURITIES</b>															
1263887	3/28/24	05/08/2026	3130B0P86	AA+	Aaa	NR	50,000,000.00	4.5750	4.5770	50,000,000.00	0.00	400,312.50	50,000,000.00	50,127,030.00	127,030.00
<b>FED HM LN BK BD / FTN FINANCIAL</b>															
1263889	3/28/24	07/08/2026	3130B0NZ8	AA+	Aaa	NR	50,000,000.00	4.5350	4.5379	50,000,000.00	0.00	396,812.50	50,000,000.00	50,098,261.00	98,261.00
<b>FED FARM CR BK / BARCLAYS CAPITAL</b>															
1262665	3/19/24	09/08/2026	3133EP6D2	AA+	Aaa	AA+	20,000,000.00	4.6100	4.6106	20,000,000.00	0.00	184,400.00	20,000,000.00	20,080,801.60	34 80,801.60



# ORANGE COUNTY TREASURER-TAX COLLECTOR

## Investment Inventory with Market Value by Entity & Instrument

Run Date: 06-Jun-2024 01:48:53 PM  
 Print Date: 06-Jun-2024  
 As at date: 06-Jun-2024

**As of 31-May-2024**

56661

\* Market values provided by Northern Trust

Deal No.	Settle Date	Maturity Date	CUSIP	S&P	Moody's	Fitch	Face Value	Coupon	Purchase Yield	Capital	Capital Accrual	Interest Accrual	Book Value	Market Value *	Unrealized Gain/(Loss)
<b>Issuer / Broker</b>															
<b>UNITED STATES DOLLAR</b>															
<b><u>Extended Fund</u></b>															
<b>GOVERNMENT AGENCY</b>															
<b>GOVT AGENCY-FIX-30/360</b>															
<b>FED FARM CR BK / BARCLAYS CAPITAL</b>															
1262666	3/19/24	09/08/2026	3133EP6D2	AA+	Aaa	AA+	50,000,000.00	4.6100	4.6106	50,000,000.00	0.00	461,000.00	50,000,000.00	50,202,004.00	202,004.00
<b>FED FARM CR BK / TD SECURITIES</b>															
1263888	3/28/24	09/11/2026	3133EP7K5	AA+	Aaa	AA+	50,000,000.00	4.4700	4.4709	50,000,000.00	0.00	391,125.00	50,000,000.00	50,033,123.00	33,123.00
<b>FED FARM CR BK / CITIGROUP GLOBAL MARKETS</b>															
1262086	3/14/24	10/07/2026	3133EP5V3	AA+	Aaa	AA+	50,000,000.00	4.4600	4.4611	50,000,000.00	0.00	334,500.00	50,000,000.00	49,965,498.00	(34,502.00)
<b>FED FARM CR BK / CITIGROUP GLOBAL MARKETS</b>															
1262085	3/14/24	10/09/2026	3133EP5W1	AA+	Aaa	AA+	50,000,000.00	4.4600	4.4612	50,000,000.00	0.00	322,111.11	50,000,000.00	49,952,471.00	(47,529.00)
<b>FED FARM CR BK / Mizuho Securities USA Inc</b>															
1262667	3/19/24	10/15/2026	3133EP6J9	AA+	Aaa	AA+	50,000,000.00	4.6000	4.6013	50,000,000.00	0.00	293,888.89	50,000,000.00	50,071,864.00	71,864.00
<b>FED HM LN BK BD / GREAT PACIFIC SECURITIES</b>															
1267657	4/24/24	11/06/2026	3130B14S3	AA+	Aaa	NR	50,000,000.00	4.8600	4.8607	50,000,000.00	0.00	249,750.00	50,000,000.00	50,262,970.00	262,970.00
<b>FED FARM CR BK / DEUTSCHE</b>															
1267811	4/25/24	11/06/2026	3133ERDC2	AA+	Aaa	AA+	50,000,000.00	4.8800	4.8807	50,000,000.00	0.00	169,444.44	50,000,000.00	50,260,516.00	260,516.00
<b>FED FARM CR BK / JP MORGAN CHASE &amp; CO</b>															
1267249	4/22/24	11/10/2026	3133ERCRO	AA+	Aaa	AA+	50,000,000.00	4.9000	4.9011	50,000,000.00	0.00	142,916.67	50,000,000.00	50,257,418.50	257,418.50
<b>FED FARM CR BK / TD SECURITIES</b>															
1267094	4/19/24	11/13/2026	3133ERCJ8	AA+	Aaa	AA+	50,000,000.00	4.8900	4.8914	50,000,000.00	0.00	122,250.00	50,000,000.00	50,225,960.00	225,960.00
<b>FED FARM CR BK / JEFFERIES &amp; COMPANY</b>															
1267463	4/23/24	11/17/2026	3133ERCV1	AA+	Aaa	AA+	50,000,000.00	4.9000	4.9014	50,000,000.00	0.00	95,277.78	50,000,000.00	50,211,216.00	211,216.00
<b>FED FARM CR BK / CASTLE OAK SECURITIES</b>															
1264499	4/2/24	11/20/2026	3133EP7L3	AA+	Aaa	AA+	50,000,000.00	4.5900	4.5921	50,000,000.00	0.00	70,125.00	50,000,000.00	49,830,557.00	(169,443.00)
<b>FED FARM CR BK / BARCLAY CAPITAL</b>															
1267093	4/19/24	12/04/2026	3133ERCK5	AA+	Aaa	AA+	50,000,000.00	4.8800	4.8822	50,000,000.00	0.00	284,666.67	50,000,000.00	50,380,991.00	380,991.00
<b>FED FARM CR BK / MORGAN STANLEY</b>															
1265598	4/10/24	01/04/2027	3133ERBD2	AA+	Aaa	AA+	50,000,000.00	4.6100	4.6125	50,000,000.00	0.00	326,541.66	50,000,000.00	50,184,851.50	184,851.50
<b>FED HM LN BK BD / Mizuho Securities USA Inc</b>															
1259108	2/22/24	01/08/2027	3130B06J3	AA+	Aaa	NR	50,000,000.00	4.4150	4.4166	50,000,000.00	0.00	607,062.50	50,000,000.00	50,363,061.50	363,061.50
<b>FED FARM CR BK / CASTLE OAK SECURITIES</b>															
1259497	2/26/24	01/08/2027	3133EP4G7	AA+	Aaa	AA+	50,000,000.00	4.4900	4.4918	50,000,000.00	0.00	592,430.56	50,000,000.00	50,196,205.50	196,205.50
<b>FED HM LN BK BD / BARCLAY CAPITAL</b>															
1265229	4/8/24	01/08/2027	3130B0T33	AA+	Aaa	NR	50,000,000.00	4.5750	4.5775	50,000,000.00	0.00	336,770.83	50,000,000.00	50,287,517.00	287,517.00
<b>FED HM LN BK BD / GREAT PACIFIC SECURITIES</b>															

# ORANGE COUNTY TREASURER-TAX COLLECTOR

## Investment Inventory with Market Value by Entity & Instrument

Run Date: 06-Jun-2024 01:48:53 PM  
 Print Date: 06-Jun-2024  
 As at date: 06-Jun-2024

Page 14 of 21  
 User: SNong

**As of 31-May-2024**

56661

\* Market values provided by Northern Trust

Deal No.	Settle Date	Maturity Date	CUSIP	S&P	Moody's	Fitch	Face Value	Coupon	Purchase Yield	Capital	Capital Accrual	Interest Accrual	Book Value	Market Value *	Unrealized Gain/(Loss)
<b>Issuer / Broker</b>															
<b>UNITED STATES DOLLAR</b>															
<b><u>Extended Fund</u></b>															
<b>GOVERNMENT AGENCY</b>															
<b>GOVT AGENCY-FIX-30/360</b>															
1265187	4/5/24	01/11/2027	3130B0SC4	AA+	Aaa	NR	50,000,000.00	4.5550	4.5572	50,000,000.00	0.00	354,277.78	50,000,000.00	50,279,978.00	279,978.00
<b>FED HM LN BK BD / CASTLE OAK SECURITIES</b>															
1255775	1/29/24	01/15/2027	3130AYPN0	AA+	Aaa	NR	25,000,000.00	4.1250	4.2072	24,943,750.00	6,437.62	349,479.16	24,950,187.62	25,017,460.00	67,272.38
<b>FED HM LN BK BD / GREAT PACIFIC SECURITIES</b>															
1255777	1/29/24	01/15/2027	3130AYPN0	AA+	Aaa	NR	28,000,000.00	4.1250	4.2072	27,937,000.00	7,210.13	391,416.66	27,944,210.13	28,019,555.20	75,345.07
<b>FED FARM CR BK / BANK OF AMERICA</b>															
1266747	4/17/24	01/15/2027	3133ERBV2	AA+	Aaa	AA+	50,000,000.00	4.8600	4.8628	50,000,000.00	0.00	297,000.00	50,000,000.00	50,472,222.00	472,222.00
<b>FED FARM CR BK / JP MORGAN CHASE &amp; CO</b>															
1266748	4/17/24	01/19/2027	3133ERBU4	AA+	Aaa	AA+	50,000,000.00	4.8600	4.8628	50,000,000.00	0.00	297,000.00	50,000,000.00	50,472,997.00	472,997.00
<b>FED FARM CR BK / TD SECURITIES</b>															
1265803	4/11/24	01/25/2027	3133ERBL4	AA+	Aaa	AA+	50,000,000.00	4.8300	4.8327	50,000,000.00	0.00	335,416.67	50,000,000.00	50,464,693.50	464,693.50
<b>FED FARM CR BK / BNY Mellon Capital Market</b>															
1259496	2/26/24	01/29/2027	3133EP4E2	AA+	Aaa	AA+	50,000,000.00	4.4800	4.4811	50,000,000.00	0.00	591,111.11	50,000,000.00	50,287,866.50	287,866.50
<b>FED FARM CR BK / UBS FINANCIAL SERVICES</b>															
1265590	4/10/24	02/01/2027	3133ERBE0	AA+	Aaa	AA+	50,000,000.00	4.5900	4.5923	50,000,000.00	0.00	325,125.00	50,000,000.00	50,159,487.00	159,487.00
<b>FED FARM CR BK / UBS FINANCIAL SERVICES</b>															
1265597	4/10/24	02/01/2027	3133ERBE0	AA+	Aaa	AA+	50,000,000.00	4.5900	4.5923	50,000,000.00	0.00	325,125.00	50,000,000.00	50,159,487.00	159,487.00
<b>FED FARM CR BK / FTN FINANCIAL</b>															
1259493	2/26/24	02/05/2027	3133EP4C6	AA+	Aaa	AA+	50,000,000.00	4.4800	4.4809	50,000,000.00	0.00	591,111.11	50,000,000.00	50,286,843.50	286,843.50
<b>FED FARM CR BK / TD SECURITIES</b>															
1265226	4/8/24	02/05/2027	3133ERAM3	AA+	Aaa	AA+	50,000,000.00	4.5400	4.5422	50,000,000.00	0.00	334,194.44	50,000,000.00	50,106,384.00	106,384.00
<b>FED FARM CR BK / CASTLE OAK SECURITIES</b>															
1265599	4/10/24	02/09/2027	3133ERBF7	AA+	Aaa	AA+	50,000,000.00	4.5950	4.5972	50,000,000.00	0.00	325,479.17	50,000,000.00	50,165,987.00	165,987.00
<b>FED HM LN BK BD / BNY Mellon Capital Market</b>															
1265227	4/8/24	02/10/2027	3130B0SW0	AA+	Aaa	NR	50,000,000.00	4.5550	4.5571	50,000,000.00	0.00	335,298.61	50,000,000.00	50,192,116.00	192,116.00
<b>FED FARM CR BK / DAIWA CAPITAL MARKETS</b>															
1259494	2/26/24	02/11/2027	3133EP4D4	AA+	Aaa	AA+	50,000,000.00	4.4800	4.4807	50,000,000.00	0.00	591,111.11	50,000,000.00	50,285,743.50	285,743.50
<b>FED FARM CR BK / DAIWA CAPITAL MARKETS</b>															
1259495	2/26/24	02/11/2027	3133EP4D4	AA+	Aaa	AA+	50,000,000.00	4.4800	4.4807	50,000,000.00	0.00	591,111.11	50,000,000.00	50,285,743.50	285,743.50
<b>FED HM LN BK BD / BNY Mellon Capital Market</b>															
1265228	4/8/24	02/12/2027	3130B0SV2	AA+	Aaa	NR	50,000,000.00	4.5550	4.5571	50,000,000.00	0.00	335,298.61	50,000,000.00	50,191,682.50	191,682.50
<b>FED FARM CR BK / DAIWA CAPITAL MARKETS</b>															
1265406	4/9/24	02/16/2027	3133ERAV3	AA+	Aaa	AA+	50,000,000.00	4.6300	4.6321	50,000,000.00	0.00	334,388.89	50,000,000.00	50,218,662.50	218,662.50

# ORANGE COUNTY TREASURER-TAX COLLECTOR

## Investment Inventory with Market Value by Entity & Instrument

Run Date: 06-Jun-2024 01:48:53 PM  
 Print Date: 06-Jun-2024  
 As at date: 06-Jun-2024

Page 15 of 21  
 User: SNong

**As of 31-May-2024**

56661

\* Market values provided by Northern Trust

Deal No.	Settle Date	Maturity Date	CUSIP	S&P	Moody's	Fitch	Face Value	Coupon	Purchase Yield	Capital	Capital Accrual	Interest Accrual	Book Value	Market Value *	Unrealized Gain/(Loss)
<b>Issuer / Broker</b>															
<b>UNITED STATES DOLLAR</b>															
<b><u>Extended Fund</u></b>															
<b>GOVERNMENT AGENCY</b>															
<b>GOVT AGENCY-FIX-30/360</b>															
<b>FED FARM CR BK / DAIWA CAPITAL MARKETS</b>															
1265407	4/9/24	02/22/2027	3133ERAW1	AA+	Aaa	AA+	50,000,000.00	4.6300	4.6319	50,000,000.00	0.00	334,388.89	50,000,000.00	50,218,844.50	218,844.50
<b>FED FARM CR BK / DEUTSCHE</b>															
1265225	4/8/24	02/26/2027	3133ERAL5	AA+	Aaa	AA+	50,000,000.00	4.5300	4.5317	50,000,000.00	0.00	333,458.33	50,000,000.00	50,091,356.50	91,356.50
<b>FED FARM CR BK / CITIGROUP GLOBAL MARKETS</b>															
1265411	4/9/24	03/02/2027	3133ERAR2	AA+	Aaa	AA+	50,000,000.00	4.6200	4.6216	50,000,000.00	0.00	333,666.67	50,000,000.00	50,205,447.50	205,447.50
<b>FED HM LN BK BD / BNY Mellon Capital Market</b>															
1264595	4/2/24	03/05/2027	3130B0Q93	AA+	Aaa	NR	50,000,000.00	4.5200	4.5212	50,000,000.00	0.00	370,388.89	50,000,000.00	50,039,749.00	39,749.00
<b>FED HM LN BK BD / BNY Mellon Capital Market</b>															
1264596	4/2/24	03/05/2027	3130B0Q93	AA+	Aaa	NR	50,000,000.00	4.5200	4.5212	50,000,000.00	0.00	370,388.89	50,000,000.00	50,039,749.00	39,749.00
<b>FED FARM CR BK / CITIGROUP GLOBAL MARKETS</b>															
1265410	4/9/24	03/08/2027	3133ERAS0	AA+	Aaa	AA+	50,000,000.00	4.6200	4.6214	50,000,000.00	0.00	333,666.67	50,000,000.00	50,205,574.00	205,574.00
<b>FED FARM CR BK / Mizuho Securities USA Inc</b>															
1264810	4/3/24	03/10/2027	3133ERAA9	AA+	Aaa	AA+	50,000,000.00	4.5400	4.5410	50,000,000.00	0.00	365,722.22	50,000,000.00	50,134,576.50	134,576.50
<b>FED FARM CR BK / Mizuho Securities USA Inc</b>															
1264811	4/3/24	03/10/2027	3133ERAA9	AA+	Aaa	AA+	50,000,000.00	4.5400	4.5410	50,000,000.00	0.00	365,722.22	50,000,000.00	50,134,576.50	134,576.50
<b>FED HM LN BK BD / FTN FINANCIAL</b>															
1264594	4/2/24	03/12/2027	3130B0Q28	AA+	Aaa	NR	50,000,000.00	4.5200	4.5209	50,000,000.00	0.00	370,388.89	50,000,000.00	50,174,229.00	174,229.00
<b>FED HM LN BK BD / JEFFERIES &amp; COMPANY</b>															
1265185	4/5/24	03/15/2027	3130B0S91	AA+	Aaa	NR	50,000,000.00	4.5200	4.5209	50,000,000.00	0.00	351,555.55	50,000,000.00	50,154,786.00	154,786.00
<b>FED FARM CR BK / RBC</b>															
1265409	4/9/24	03/15/2027	3133ERAT8	AA+	Aaa	AA+	50,000,000.00	4.6100	4.6111	50,000,000.00	0.00	332,944.44	50,000,000.00	50,192,114.00	192,114.00
<b>FED FARM CR BK / RBC</b>															
1265408	4/9/24	03/22/2027	3133ERAU5	AA+	Aaa	AA+	50,000,000.00	4.6100	4.6108	50,000,000.00	0.00	332,944.45	50,000,000.00	50,192,176.00	192,176.00
<b>FED HM LN BK BD / DEUTSCHE</b>															
1265184	4/5/24	03/25/2027	3130B0S83	AA+	Aaa	NR	50,000,000.00	4.5050	4.5055	50,000,000.00	0.00	350,388.89	50,000,000.00	50,131,206.00	131,206.00
<b>FED HM LN BK BD / JEFFERIES &amp; COMPANY</b>															
1265186	4/5/24	03/30/2027	3130B0S86	AA+	Aaa	NR	50,000,000.00	4.5150	4.5152	50,000,000.00	0.00	351,166.67	50,000,000.00	50,143,535.50	143,535.50
<b>FED FARM CR BK / FTN FINANCIAL</b>															
1266744	4/17/24	04/07/2027	3133ERBZ3	AA+	Aaa	AA+	50,000,000.00	4.8300	4.8305	50,000,000.00	0.00	295,166.67	50,000,000.00	50,506,681.50	506,681.50
<b>FED FARM CR BK / FTN FINANCIAL</b>															
1266746	4/17/24	04/07/2027	3133ERBT7	AA+	Aaa	AA+	50,000,000.00	4.8200	4.8205	50,000,000.00	0.00	294,555.56	50,000,000.00	50,415,265.50	415,265.50
<b>FED FARM CR BK / BANK OF AMERICA</b>															

# ORANGE COUNTY TREASURER-TAX COLLECTOR

## Investment Inventory with Market Value by Entity & Instrument

Run Date: 06-Jun-2024 01:48:53 PM  
 Print Date: 06-Jun-2024  
 As at date: 06-Jun-2024

Page 16 of 21  
 User: SNong

**As of 31-May-2024**

56661

\* Market values provided by Northern Trust

Deal No.	Settle Date	Maturity Date	CUSIP	S&P	Moodys	Fitch	Face Value	Coupon	Purchase Yield	Capital	Capital Accrual	Interest Accrual	Book Value	Market Value *	Unrealized Gain/(Loss)
<b>Issuer / Broker</b>															
<b>UNITED STATES DOLLAR</b>															
<b><u>Extended Fund</u></b>															
<b>GOVERNMENT AGENCY</b>															
<b>GOVT AGENCY-FIX-30/360</b>															
1266745	4/17/24	04/09/2027	3133ERCA7	AA+	Aaa	AA+	50,000,000.00	4.8300	4.8304	50,000,000.00	0.00	295,166.67	50,000,000.00	50,507,327.00	507,327.00
<b>FED FARM CR BK / JP MORGAN CHASE &amp; CO</b>															
1267095	4/19/24	04/15/2027	3133ERCL3	AA+	Aaa	AA+	50,000,000.00	4.8300	4.8302	50,000,000.00	0.00	281,750.00	50,000,000.00	50,475,240.50	475,240.50
<b>Subtotal for GOVT AGENCY-FIX-30/360:</b>							<b>11,556,105,000.00</b>	<b>4.8094</b>	<b>4.8151</b>	<b>11,555,027,535.62</b>	<b>642,490.04</b>	<b>134,651,610.69</b>	<b>11,555,670,025.66</b>	<b>11,658,703,544.76</b>	<b>103,033,519.10</b>
<b>GOV'T AGY - CALLABLE</b>															
<b>FANNIE MAE / GREAT PACIFIC SECURITIES</b>															
1091737	11/16/20	08/16/2024	3135GA3K5	AA+	Aaa	AA+	15,000,000.00	0.3700	0.3700	15,000,000.00	0.00	16,187.50	15,000,000.00	14,859,549.30	(140,450.70)
<b>FANNIE MAE / GREAT PACIFIC SECURITIES</b>															
1081425	8/27/20	08/27/2024	3136G4Y72	AA+	Aaa	AA+	15,000,000.00	0.4550	0.4550	15,000,000.00	0.00	17,820.83	15,000,000.00	14,839,251.30	(160,748.70)
<b>FREDDIE MAC / GREAT PACIFIC SECURITIES</b>															
1084332	9/18/20	09/20/2024	3134GWUF1	AA+	Aaa	AA+	20,000,000.00	0.4000	0.4000	20,000,000.00	0.00	15,777.78	20,000,000.00	19,708,152.00	(291,848.00)
<b>FED HM LN BK BD / GREAT PACIFIC SECURITIES</b>															
1104043	2/26/21	02/26/2025	3130ALG73	AA+	Aaa	NR	20,000,000.00	0.4600	0.4600	20,000,000.00	0.00	24,277.78	20,000,000.00	19,338,109.60	(661,890.40)
<b>FED HM LN BK BD / GREAT PACIFIC SECURITIES</b>															
1112120	4/28/21	04/28/2025	3130AM7A4	AA+	Aaa	NR	20,000,000.00	0.6900	0.6900	20,000,000.00	0.00	12,650.00	20,000,000.00	19,219,758.60	(780,241.40)
<b>FED HM LN BK BD / GREAT PACIFIC SECURITIES</b>															
1112327	4/29/21	04/29/2025	3130MCP5	AA+	Aaa	NR	40,000,000.00	0.6800	0.6800	40,000,000.00	0.00	24,177.78	40,000,000.00	38,430,448.40	(1,569,551.60)
<b>FED HM LN BK BD / GREAT PACIFIC SECURITIES</b>															
1115693	5/24/21	11/24/2025	3130AMHJ4	AA+	Aaa	NR	15,000,000.00	0.7600	0.7600	15,000,000.00	0.00	2,216.67	15,000,000.00	14,095,812.60	(904,187.40)
<b>FED HM LN BK BD / GREAT PACIFIC SECURITIES</b>															
1116512	5/28/21	11/28/2025	3130AMQT2	AA+	Aaa	NR	25,000,000.00	0.7900	0.7900	25,000,000.00	0.00	1,645.83	25,000,000.00	23,490,682.00	(1,509,318.00)
<b>Subtotal for GOV'T AGY - CALLABLE:</b>							<b>170,000,000.00</b>	<b>0.5984</b>	<b>0.5984</b>	<b>170,000,000.00</b>	<b>0.00</b>	<b>114,754.17</b>	<b>170,000,000.00</b>	<b>163,981,763.80</b>	<b>(6,018,236.20)</b>
<b>Subtotal for GOVERNMENT AGENCY:</b>							<b>11,826,105,000.00</b>	<b>4.7082</b>	<b>4.7565</b>	<b>11,820,018,646.73</b>	<b>642,490.04</b>	<b>139,315,392.64</b>	<b>11,825,210,164.55</b>	<b>11,922,197,836.56</b>	<b>96,987,672.01</b>
<b>U. S. TREASURIES</b>															
<b>TREASURY BILL</b>															
<b>US TREASURY N/B / BNY Mellon Capital Market</b>															
1263235	3/25/24	06/20/2024	912796ZW2	AA+	Aaa	AA+	50,000,000.00		5.2270	49,368,404.17	0.00	493,661.11	49,368,404.17	49,875,687.50	507,283.33
<b>US TREASURY N/B / DAIWA CAPITAL MARKETS</b>															
1263439	3/26/24	06/20/2024	912796ZW2	AA+	Aaa	AA+	50,000,000.00		5.2310	49,375,186.11	0.00	486,773.61	49,375,186.11	49,875,687.50	500,501.39
<b>US TREASURY N/B / Mizuho Securities USA Inc</b>															
1263585	3/27/24	06/20/2024	912796ZW2	AA+	Aaa	AA+	50,000,000.00		5.2250	49,383,159.72	0.00	478,958.34	49,383,159.72	49,875,687.50	492,527.78
<b>Subtotal for TREASURY BILL:</b>							<b>150,000,000.00</b>	<b>0.0000</b>	<b>5.2277</b>	<b>148,126,750.00</b>	<b>0.00</b>	<b>1,459,393.06</b>	<b>148,126,750.00</b>	<b>149,627,062.50</b>	<b>38</b> <b>1,500,312.50</b>

# ORANGE COUNTY TREASURER-TAX COLLECTOR

## Investment Inventory with Market Value by Entity & Instrument

Run Date: 06-Jun-2024 01:48:53 PM  
 Print Date: 06-Jun-2024  
 As at date: 06-Jun-2024

Page 17 of 21  
 User: SNong

**As of 31-May-2024**

56661

\* Market values provided by Northern Trust

Deal No.	Settle Date	Maturity Date	CUSIP	S&P	Moody's	Fitch	Face Value	Coupon	Purchase Yield	Capital	Capital Accrual	Interest Accrual	Book Value	Market Value *	Unrealized Gain/(Loss)
<b>Issuer / Broker</b>															
<b>UNITED STATES DOLLAR</b>															
<b><u>Extended Fund</u></b>															
<b>U. S. TREASURIES</b>															
<b>TREASURY BOND</b>															
<b>US TREASURY N/B / MORGAN STANLEY</b>															
1225214	6/15/23	09/15/2024	91282CCX7	AA+	Aaa	AA+	50,000,000.00	0.3750	5.2050	47,113,281.25	2,218,613.54	39,741.85	49,331,894.79	49,341,500.00	9,605.21
<b>US TREASURY N/B / FTN FINANCIAL</b>															
1228137	7/5/23	09/15/2024	91282CCX7	AA+	Aaa	AA+	50,000,000.00	0.3750	5.3768	47,140,625.00	2,167,380.14	39,741.85	49,308,005.14	49,341,500.00	33,494.86
<b>US TREASURY N/B / BARCLAYS CAPITAL</b>															
1228329	7/6/23	10/15/2024	91282CDB4	AA+	Aaa	AA+	50,000,000.00	0.6250	5.3527	47,121,093.75	2,040,509.57	40,129.78	49,161,603.32	49,183,196.50	21,593.18
<b>US TREASURY N/B / DAIWA CAPITAL MARKETS</b>															
1228330	7/6/23	11/15/2024	91282CDH1	AA+	Aaa	AA+	50,000,000.00	0.7500	5.3313	47,035,156.25	1,970,609.00	17,323.37	49,005,765.25	49,009,022.50	3,257.25
<b>US TREASURY N/B / DAIWA CAPITAL MARKETS</b>															
1233577	8/15/23	11/15/2024	91282CDH1	AA+	Aaa	AA+	50,000,000.00	0.7500	5.3361	47,261,718.75	1,739,824.99	17,323.37	49,001,543.74	49,009,022.50	7,478.76
<b>US TREASURY N/B / DAIWA CAPITAL MARKETS</b>															
1248618	12/4/23	05/15/2025	912828XB1	AA+	Aaa	AA+	50,000,000.00	2.1250	4.8836	48,093,750.00	649,857.95	49,082.88	48,743,607.95	48,636,485.50	(107,122.45)
<b>US TREASURY N/B / BARCLAYS CAPITAL</b>															
1248617	12/4/23	07/15/2025	91282CEY3	AA+	Aaa	AA+	50,000,000.00	3.0000	4.7343	48,666,015.63	407,669.25	568,681.32	49,073,684.88	49,416,337.50	342,652.62
<b>US TREASURY N/B / Mizuho Securities USA Inc</b>															
1248619	12/4/23	08/15/2025	91282CFE6	AA+	Aaa	AA+	50,000,000.00	3.1250	4.6927	48,732,421.88	368,006.55	459,306.32	49,100,428.43	49,308,916.00	208,487.57
<b>US TREASURY N/B / MORGAN STANLEY</b>															
1248654	12/5/23	08/15/2025	91282CFE6	AA+	Aaa	AA+	50,000,000.00	3.1250	4.7395	48,697,265.63	376,719.63	459,306.32	49,073,985.26	49,308,916.00	234,930.74
<b>US TREASURY N/B / MORGAN STANLEY</b>															
1248655	12/5/23	09/15/2025	91282CFK2	AA+	Aaa	AA+	50,000,000.00	3.5000	4.7227	48,966,796.88	284,528.24	370,923.91	49,251,325.12	49,384,596.00	133,270.88
<b>US TREASURY N/B / MORGAN STANLEY</b>															
1249205	12/7/23	10/15/2025	91282CFP1	AA+	Aaa	AA+	50,000,000.00	4.2500	4.6360	49,658,203.13	89,230.16	272,882.51	49,747,433.29	49,733,820.00	(13,613.29)
<b>US TREASURY N/B / JEFFERIES &amp; COMPANY</b>															
1249206	12/7/23	01/15/2026	91282CGE5	AA+	Aaa	AA+	50,000,000.00	3.8750	4.5337	49,343,750.00	150,852.27	734,546.70	49,494,602.27	49,869,312.00	374,709.73
<b>US TREASURY N/B / MORGAN STANLEY</b>															
1254403	1/18/24	02/15/2026	912828P46	AA+	Aaa	AA+	50,000,000.00	1.6250	4.3008	47,369,140.63	467,939.41	238,839.29	47,837,080.04	47,535,714.50	(301,365.54)
<b>US TREASURY N/B / CITIGROUP GLOBAL MARKETS</b>															
1249263	12/8/23	04/15/2026	91282CGV7	AA+	Aaa	AA+	50,000,000.00	3.7500	4.4336	49,242,187.50	155,267.75	240,778.69	49,397,455.25	49,209,528.50	(187,926.75)
<b>US TREASURY N/B / MORGAN STANLEY</b>															
1249450	12/11/23	05/15/2026	912828R36	AA+	Aaa	AA+	50,000,000.00	1.6250	4.5166	46,708,984.38	642,602.37	37,533.97	47,351,586.75	47,031,674.50	(319,912.25)
<b>US TREASURY N/B / MORGAN STANLEY</b>															
1254405	1/18/24	05/15/2026	912828R36	AA+	Aaa	AA+	50,000,000.00	1.6250	4.2373	47,136,718.75	455,828.97	37,533.97	47,592,547.72	47,031,674.50	(560,873.22)
<b>US TREASURY N/B / TD SECURITIES</b>															

# ORANGE COUNTY TREASURER-TAX COLLECTOR

Run Date: 06-Jun-2024 01:48:53 PM  
 Print Date: 06-Jun-2024  
 As at date: 06-Jun-2024

## Investment Inventory with Market Value by Entity & Instrument

**As of 31-May-2024**

56661

\* Market values provided by Northern Trust

Deal No.	Settle Date	Maturity Date	CUSIP	S&P	Moody's	Fitch	Face Value	Coupon	Purchase Yield	Capital	Capital Accrual	Interest Accrual	Book Value	Market Value *	Unrealized Gain/(Loss)
<b>Issuer / Broker</b>															
<b>UNITED STATES DOLLAR</b>															
<b><u>Extended Fund</u></b>															
<b>U. S. TREASURIES</b>															
<b>TREASURY BOND</b>															
1249451	12/11/23	06/15/2026	91282CHH7	AA+	Aaa	AA+	50,000,000.00	4.1250	4.5006	49,558,593.75	83,275.12	952,356.56	49,641,868.87	50,243,372.00	601,503.13
<b>US TREASURY N/B / MORGAN STANLEY</b>															
1265805	4/11/24	07/15/2026	91282CHM6	AA+	Aaa	AA+	50,000,000.00	4.5000	4.8863	49,587,890.63	25,475.85	315,247.25	49,613,366.48	50,509,272.00	895,905.52
<b>US TREASURY N/B / JP MORGAN CHASE &amp; CO</b>															
1254805	1/22/24	08/15/2026	9128282A7	AA+	Aaa	AA+	50,000,000.00	1.5000	4.2310	46,712,890.63	460,054.84	220,467.03	47,172,945.47	46,788,826.50	(384,118.97)
<b>US TREASURY N/B / Mizuho Securities USA Inc</b>															
1265804	4/11/24	09/15/2026	91282CHY0	AA+	Aaa	AA+	50,000,000.00	4.6250	4.8461	49,748,046.88	14,486.59	320,482.34	49,762,533.47	50,294,837.00	532,303.53
<b>US TREASURY N/B / MORGAN STANLEY</b>															
1259944	2/28/24	11/15/2026	912828U24	AA+	Aaa	AA+	50,000,000.00	2.0000	4.5075	46,832,031.25	300,493.50	46,195.65	47,132,524.75	46,886,039.50	(246,485.25)
<b>US TREASURY N/B / JEFFERIES &amp; COMPANY</b>															
1259106	2/22/24	01/15/2027	91282CJT9	AA+	Aaa	AA+	50,000,000.00	4.0000	4.4197	49,433,593.75	53,535.56	549,450.55	49,487,129.31	49,865,664.00	378,534.69
<b>US TREASURY N/B / MORGAN STANLEY</b>															
1259107	2/22/24	02/15/2027	912828V98	AA+	Aaa	AA+	50,000,000.00	2.2500	4.4043	47,021,484.38	273,509.24	309,065.93	47,294,993.62	47,246,716.00	(48,277.62)
<b>US TREASURY N/B / DAIWA CAPITAL MARKETS</b>															
1247294	11/22/23	02/15/2028	9128283W8	AA+	Aaa	AA+	50,000,000.00	2.7500	4.4653	46,724,609.38	406,775.55	404,189.56	47,131,384.93	47,271,377.00	139,992.07
<b>US TREASURY N/B / MORGAN STANLEY</b>															
1247300	11/22/23	05/15/2028	9128284N7	AA+	Aaa	AA+	50,000,000.00	2.8750	4.4572	46,818,359.38	373,395.48	66,406.25	47,191,754.86	47,031,250.50	(160,504.36)
<b>US TREASURY N/B / Mizuho Securities USA Inc</b>															
1247907	11/29/23	11/15/2028	9128285M8	AA+	Aaa	AA+	50,000,000.00	3.1250	4.4192	47,144,531.25	291,374.36	72,180.71	47,435,905.61	47,240,149.50	(195,756.11)
<b>Subtotal for TREASURY BOND:</b>							<b>1,300,000,000.00</b>	<b>2.5481</b>	<b>4.6988</b>	<b>1,247,869,140.69</b>	<b>16,467,815.88</b>	<b>6,879,717.93</b>	<b>1,264,336,956.57</b>	<b>1,265,728,720.50</b>	<b>1,391,763.93</b>
<b>TREASURY BOND - ME</b>															
<b>US TREASURY N/B / BNY Mellon Capital Market</b>															
1142900	9/30/21	07/31/2024	912828Y87	AA+	Aaa	AA+	50,000,000.00	1.7500	0.4774	51,789,062.50	(1,685,348.73)	293,269.23	50,103,713.77	50,000,300.50	(103,413.27)
<b>US TREASURY N/B / FTN FINANCIAL</b>															
1228133	7/5/23	09/30/2024	912828YH7	AA+	Aaa	AA+	50,000,000.00	1.5000	5.3569	47,718,750.00	1,671,909.49	127,049.18	49,390,659.49	49,506,932.00	116,272.51
<b>US TREASURY N/B / BANK OF AMERICA</b>															
1142897	9/30/21	10/31/2024	912828YM6	AA+	Aaa	AA+	50,000,000.00	1.5000	0.5496	51,451,171.88	(1,255,450.38)	65,217.39	50,195,721.50	49,298,127.50	(897,594.00)
<b>US TREASURY N/B / BARCLAYS CAPITAL</b>															
1228328	7/6/23	10/31/2024	912828YM6	AA+	Aaa	AA+	50,000,000.00	1.5000	5.3311	47,591,796.88	1,650,342.10	65,217.39	49,242,138.98	49,298,127.50	55,988.52
<b>US TREASURY N/B / BANK OF AMERICA</b>															
1157928	1/27/22	02/28/2025	912828ZC7	AA+	Aaa	AA+	50,000,000.00	1.1250	1.4116	49,568,359.38	327,557.07	142,153.53	49,895,916.45	48,658,267.00	(1,237,649.45)
<b>US TREASURY N/B / MORGAN STANLEY _1</b>															
1106790	3/18/21	03/31/2025	912828ZF0	AA+	Aaa	AA+	50,000,000.00	0.5000	0.6542	49,693,359.38	243,606.63	42,349.73	49,936,966.01	48,161,490.50	(1,775,475.51)

# ORANGE COUNTY TREASURER-TAX COLLECTOR

## Investment Inventory with Market Value by Entity & Instrument

Run Date: 06-Jun-2024 01:48:53 PM  
 Print Date: 06-Jun-2024  
 As at date: 06-Jun-2024

Page 19 of 21  
 User: SNong

**As of 31-May-2024**

56661

\* Market values provided by Northern Trust

Deal No.	Settle Date	Maturity Date	CUSIP	S&P	Moody's	Fitch	Face Value	Coupon	Purchase Yield	Capital	Capital Accrual	Interest Accrual	Book Value	Market Value *	Unrealized Gain/(Loss)
<b>Issuer / Broker</b>															
<b>UNITED STATES DOLLAR</b>															
<b><u>Extended Fund</u></b>															
<b>U. S. TREASURIES</b>															
<b>TREASURY BOND - ME</b>															
<b>US TREASURY N/B / BNP PARIBAS</b>															
1108213	3/30/21	03/31/2025	912828ZF0	AA+	Aaa	AA+	50,000,000.00	0.5000	0.6505	49,703,125.00	235,347.55	42,349.73	49,938,472.55	48,161,490.50	(1,776,982.05)
<b>US TREASURY N/B / DEUTSCHE</b>															
1113751	5/10/21	04/30/2025	912828ZL7	AA+	Aaa	AA+	50,000,000.00	0.3750	0.5232	49,708,984.38	224,228.44	16,304.35	49,933,212.82	47,892,281.00	(2,040,931.82)
<b>US TREASURY N/B / MORGAN STANLEY _1</b>															
1115882	5/25/21	04/30/2025	912828ZL7	AA+	Aaa	AA+	50,000,000.00	0.3750	0.5449	49,669,921.88	253,534.93	16,304.35	49,923,456.81	47,892,281.00	(2,031,175.81)
<b>US TREASURY N/B / DEUTSCHE</b>															
1113752	5/10/21	06/30/2025	912828ZW3	AA+	Aaa	AA+	50,000,000.00	0.2500	0.5692	49,347,656.25	482,354.70	52,541.21	49,830,010.95	47,522,756.00	(2,307,254.95)
<b>US TREASURY N/B / BNY Mellon Capital Market</b>															
1115552	5/21/21	06/30/2025	912828ZW3	AA+	Aaa	AA+	50,000,000.00	0.2500	0.6095	49,271,484.38	537,286.34	52,541.21	49,808,770.72	47,522,756.00	(2,286,014.72)
<b>US TREASURY N/B / MORGAN STANLEY _1</b>															
1113753	5/10/21	07/31/2025	91282CAB7	AA+	Aaa	AA+	50,000,000.00	0.2500	0.5892	49,292,968.75	512,288.36	41,895.60	49,805,257.11	47,334,864.50	(2,470,392.61)
<b>US TREASURY N/B / CITIGROUP GLOBAL MARKETS</b>															
1116055	5/26/21	07/31/2025	91282CAB7	AA+	Aaa	AA+	50,000,000.00	0.2500	0.5909	49,296,875.00	507,428.78	41,895.60	49,804,303.78	47,334,864.50	(2,469,439.28)
<b>US TREASURY N/B / DAIWA CAPITAL MARKETS</b>															
1248973	12/6/23	07/31/2025	912828Y79	AA+	Aaa	AA+	50,000,000.00	2.8750	4.7169	48,550,781.25	427,795.92	481,799.45	48,978,577.17	49,231,799.50	253,222.33
<b>US TREASURY N/B / BANK OF AMERICA</b>															
1113754	5/10/21	08/31/2025	91282CAJ0	AA+	Aaa	AA+	50,000,000.00	0.2500	0.6145	49,226,562.50	549,366.66	31,589.67	49,775,929.16	47,137,058.50	(2,638,870.66)
<b>US TREASURY N/B / DEUTSCHE</b>															
1113755	5/10/21	08/31/2025	91282CAJ0	AA+	Aaa	AA+	50,000,000.00	0.2500	0.6145	49,226,562.50	549,366.66	31,589.67	49,775,929.16	47,137,058.50	(2,638,870.66)
<b>US TREASURY N/B / MORGAN STANLEY _1</b>															
1116050	5/26/21	09/30/2025	91282CAM3	AA+	Aaa	AA+	50,000,000.00	0.2500	0.6323	49,181,640.63	567,904.30	21,174.86	49,749,544.93	46,960,628.00	(2,788,916.93)
<b>US TREASURY N/B / BNP PARIBAS</b>															
1116051	5/26/21	09/30/2025	91282CAM3	AA+	Aaa	AA+	50,000,000.00	0.2500	0.6323	49,181,640.63	567,904.30	21,174.86	49,749,544.93	46,960,628.00	(2,788,916.93)
<b>US TREASURY N/B / DEUTSCHE</b>															
1116052	5/26/21	09/30/2025	91282CAM3	AA+	Aaa	AA+	50,000,000.00	0.2500	0.6332	49,179,687.50	569,259.68	21,174.86	49,748,947.18	46,960,628.00	(2,788,319.18)
<b>US TREASURY N/B / MORGAN STANLEY</b>															
1130485	7/23/21	09/30/2025	91282CAM3	AA+	Aaa	AA+	50,000,000.00	0.2500	0.6018	49,273,437.50	495,772.06	21,174.86	49,769,209.56	46,960,628.00	(2,808,581.56)
<b>US TREASURY N/B / DEUTSCHE</b>															
1116053	5/26/21	10/31/2025	91282CAT8	AA+	Aaa	AA+	50,000,000.00	0.2500	0.6605	49,105,468.75	608,877.97	10,869.57	49,714,346.72	46,778,447.50	(2,935,899.22)
<b>US TREASURY N/B / DEUTSCHE</b>															
1116054	5/26/21	10/31/2025	91282CAT8	AA+	Aaa	AA+	50,000,000.00	0.2500	0.6605	49,105,468.75	608,877.97	10,869.57	49,714,346.72	46,778,447.50	(2,935,899.22)
<b>US TREASURY N/B / MORGAN STANLEY _1</b>															

# ORANGE COUNTY TREASURER-TAX COLLECTOR

## Investment Inventory with Market Value by Entity & Instrument

Run Date: 06-Jun-2024 01:48:53 PM  
 Print Date: 06-Jun-2024  
 As at date: 06-Jun-2024

Page 20 of 21  
 User: SNong

**As of 31-May-2024**

56661

\* Market values provided by Northern Trust

Deal No.	Settle Date	Maturity Date	CUSIP	S&P	Moody's	Fitch	Face Value	Coupon	Purchase Yield	Capital	Capital Accrual	Interest Accrual	Book Value	Market Value *	Unrealized Gain/(Loss)
<b>Issuer / Broker</b>															
<b>UNITED STATES DOLLAR</b>															
<b><u>Extended Fund</u></b>															
<b>U. S. TREASURIES</b>															
<b>TREASURY BOND - ME</b>															
1116285	5/27/21	12/31/2025	91282CBC4	AA+	Aaa	AA+	50,000,000.00	0.3750	0.7266	49,207,031.25	519,987.25	78,811.81	49,727,018.50	46,604,202.50	(3,122,816.00)
<b>US TREASURY N/B / CITIGROUP GLOBAL MARKETS</b>															
1118017	6/10/21	01/31/2026	91282CBH3	AA+	Aaa	AA+	50,000,000.00	0.3750	0.6825	49,298,828.13	449,394.94	62,843.41	49,748,223.07	46,428,078.00	(3,320,145.07)
<b>US TREASURY N/B / DEUTSCHE</b>															
1120789	6/30/21	01/31/2026	91282CBH3	AA+	Aaa	AA+	50,000,000.00	0.3750	0.8080	49,027,343.75	619,226.86	62,843.41	49,646,570.61	46,428,078.00	(3,218,492.61)
<b>US TREASURY N/B / Mizuho Securities USA Inc</b>															
1249209	12/7/23	03/31/2026	9128286L9	AA+	Aaa	AA+	100,000,000.00	2.2500	4.4309	95,250,000.00	994,970.41	381,147.54	96,244,970.41	95,775,679.00	(469,291.41)
<b>US TREASURY N/B / MORGAN STANLEY</b>															
1249266	12/8/23	04/30/2026	9128286S4	AA+	Aaa	AA+	100,000,000.00	2.3750	4.4231	95,390,625.00	928,203.66	206,521.74	96,318,828.66	95,655,741.00	(663,087.66)
<b>US TREASURY N/B / MORGAN STANLEY</b>															
1250187	12/14/23	06/30/2026	9128287B0	AA+	Aaa	AA+	50,000,000.00	1.8750	4.4455	46,937,500.00	560,414.42	394,059.07	47,497,914.42	47,491,715.00	(6,199.42)
<b>US TREASURY N/B / JEFFERIES &amp; COMPANY</b>															
1252688	1/5/24	06/30/2026	91282CCJ8	AA+	Aaa	AA+	50,000,000.00	0.8750	4.1810	46,134,765.65	630,710.79	177,884.61	46,765,476.44	46,318,660.00	(446,816.44)
<b>US TREASURY N/B / MORGAN STANLEY</b>															
1249652	12/12/23	07/31/2026	912828Y95	AA+	Aaa	AA+	50,000,000.00	1.8750	4.5408	46,722,656.25	585,969.98	314,217.03	47,308,626.23	47,320,076.50	11,450.27
<b>US TREASURY N/B / JP MORGAN CHASE &amp; CO</b>															
1250188	12/14/23	07/31/2026	912828Y95	AA+	Aaa	AA+	50,000,000.00	1.8750	4.4584	46,826,171.88	562,032.06	314,217.03	47,388,203.94	47,320,076.50	(68,127.44)
<b>US TREASURY N/B / JEFFERIES &amp; COMPANY</b>															
1250189	12/14/23	08/31/2026	912828YD6	AA+	Aaa	AA+	50,000,000.00	1.3750	4.4330	46,132,812.50	663,392.41	173,743.21	46,796,204.91	46,550,696.00	(245,508.91)
<b>US TREASURY N/B / CITIGROUP GLOBAL MARKETS</b>															
1252689	1/5/24	08/31/2026	91282CCW9	AA+	Aaa	AA+	50,000,000.00	0.7500	4.1779	45,740,234.38	650,614.36	94,769.02	46,390,848.74	45,825,238.00	(565,610.74)
<b>US TREASURY N/B / MORGAN STANLEY</b>															
1254806	1/22/24	09/30/2026	91282CCZ2	AA+	Aaa	AA+	50,000,000.00	0.8750	4.1688	45,851,562.50	553,406.63	74,112.02	46,404,969.13	45,828,018.00	(576,951.13)
<b>US TREASURY N/B / CASTLE OAK SECURITIES</b>															
1259640	2/27/24	11/30/2026	91282CDK4	AA+	Aaa	AA+	50,000,000.00	1.2500	4.5063	45,822,265.63	394,125.88	1,707.65	46,216,391.51	45,923,582.50	(292,809.01)
<b>US TREASURY N/B / DAIWA CAPITAL MARKETS</b>															
1238639	9/20/23	07/31/2028	91282CCR0	AA+	Aaa	AA+	50,000,000.00	1.0000	4.5231	42,388,671.88	1,092,842.72	167,582.42	43,481,514.60	43,487,895.00	6,380.40
<b>US TREASURY N/B / JEFFERIES &amp; COMPANY</b>															
1238644	9/20/23	08/31/2028	91282CCV1	AA+	Aaa	AA+	50,000,000.00	1.1250	4.5246	42,542,968.75	1,052,320.40	142,153.53	43,595,289.15	43,587,466.00	(7,823.15)
<b>US TREASURY N/B / MORGAN STANLEY</b>															
1247906	11/29/23	10/31/2028	91282CDF5	AA+	Aaa	AA+	50,000,000.00	1.3750	4.4251	43,322,265.63	687,086.13	59,782.61	44,009,351.76	43,784,392.00	(224,959.76)
<b>Subtotal for TREASURY BOND - ME:</b>							<b>2,000,000,000.00</b>	<b>0.9906</b>	<b>2.3984</b>	<b>1,922,730,468.85</b>	<b>19,594,909.70</b>	<b>4,356,901.98</b>	<b>1,942,325,378.55</b>	<b>1,887,819,456.00</b>	<b>(54,505,922.55)</b>
<b>Subtotal for U. S. TREASURIES:</b>							<b>3,450,000,000.00</b>	<b>1.5344</b>	<b>3.3882</b>	<b>3,318,726,359.54</b>	<b>36,062,725.58</b>	<b>12,696,012.97</b>	<b>3,354,789,085.12</b>	<b>3,303,175,239.00</b>	<b>(51,613,846.12)</b>



# ORANGE COUNTY TREASURER-TAX COLLECTOR

## Investment Inventory with Market Value by Entity & Instrument

Run Date: 06-Jun-2024 01:48:53 PM  
 Print Date: 06-Jun-2024  
 As at date: 06-Jun-2024

Page 21 of 21  
 User: SNong

**As of 31-May-2024**

56661

\* Market values provided by Northern Trust

Deal No.	Settle Date	Maturity Date	CUSIP	S&P	Moody's	Fitch	Face Value	Coupon	Purchase Yield	Capital	Capital Accrual	Interest Accrual	Book Value	Market Value *	Unrealized Gain/(Loss)
<b>Issuer / Broker</b>															
<b>UNITED STATES DOLLAR</b>															
<b>Total Extended Fund :</b>							15,780,475,544.06	3.9914	4.4727	15,643,115,550.33	36,705,215.62	152,011,405.61	15,684,369,793.73	15,729,743,619.62	45,373,825.89
<b>Net Asset Value (NAV):</b>														1.002893	
<b>Total Investments:</b>							15,780,475,544.06	3.9914	4.4727	15,643,115,550.33	36,705,215.62	152,011,405.61	15,684,369,793.73	15,729,743,619.62	45,373,825.89

Note: Market values include accrued interest.

**Report Parameters**

Query: Month End -Pools  
 Settlement Date: not greater than 31 May 2024  
 Entity Name: one of Extended Fund  
 Account Name: one of LAIF - EXTENDED FUND, OC Treasurer Extended Fund, OC Treasurer X FUND MMF, NORTHERN TRUST OCTP SWEEP  
 Account Number: not one of AIM# 51124, WFB-LAW LIBRARY, TEMPFUND283, GS283, AIM#51104-JWA, MORGAN 283, AIM# 51126, AIM# 51123, AIM# 51121, AIM# 51120, AIM# 51129, AIM# 51127, AIM# 51128, GS FIN TAX FREE-LAD04, GS FIN SQ TX FREE-LAD00, 279138, 4167740661, 26-95598, 4000017830, 276343, 26-95597, 26-95550, 276340

# ORANGE COUNTY TREASURER-TAX COLLECTOR

## Investment Inventory with Market Value by Entity & Instrument Non-Pooled Investments As of 31-May-2024

Run Date: 06-Jun-2024 01:49:45 PM  
 Print Date: 06-Jun-2024  
 As at date: 06-Jun-2024

56663

\* Market values provided by Northern Trust

Deal No.	Settle Date	Maturity Date	CUSIP	S&P	Moody's	Fitch	Face Value	Coupon	Purchase Yield	Capital	Capital Accrual	Interest Accrual	Book Value	Market Value *	Unrealized Gain/(Loss)
<b>Issuer / Broker</b>															
<b>UNITED STATES DOLLAR</b>															
<b><u>100-Pension Prepayment-CEO</u></b>															
<b>FUNDS</b>															
<b>NORTHERN TRUST PPCEO SWEEP</b>															
							NR	0.00		0.00			0.00	0.00	0.00
<b>Subtotal for FUNDS:</b>							<b>0.00</b>			<b>0.00</b>			<b>0.00</b>	<b>0.00</b>	<b>0.00</b>
<b>U. S. TREASURIES</b>															
<b>TREASURY BOND</b>															
<b>US TREASURY N/B / DAIWA CAPITAL MARKETS</b>															
1205479	1/24/23	6/15/24	91282CCG4	AA+	Aaa	AA+	50,000,000.00	0.2500	4.5170	47,156,250.00	2,765,378.94	57,718.58	49,921,628.94	49,974,158.50	52,529.56
<b>US TREASURY N/B / DAIWA CAPITAL MARKETS</b>															
1205594	1/24/23	6/15/24	91282CCG4	AA+	Aaa	AA+	50,000,000.00	0.2500	4.5170	47,156,250.00	2,765,378.94	57,718.58	49,921,628.94	49,974,158.50	52,529.56
<b>US TREASURY N/B / DAIWA CAPITAL MARKETS</b>															
1205595	1/24/23	6/15/24	91282CCG4	AA+	Aaa	AA+	50,000,000.00	0.2500	4.5170	47,156,250.00	2,765,378.94	57,718.58	49,921,628.94	49,974,158.50	52,529.56
<b>US TREASURY N/B / DAIWA CAPITAL MARKETS</b>															
1205596	1/24/23	6/15/24	91282CCG4	AA+	Aaa	AA+	50,000,000.00	0.2500	4.5170	47,156,250.00	2,765,378.94	57,718.58	49,921,628.94	49,974,158.50	52,529.56
<b>US TREASURY N/B / DAIWA CAPITAL MARKETS</b>															
1205597	1/24/23	6/15/24	91282CCG4	AA+	Aaa	AA+	50,000,000.00	0.2500	4.5170	47,156,250.00	2,765,378.94	57,718.58	49,921,628.94	49,974,158.50	52,529.56
<b>US TREASURY N/B / DAIWA CAPITAL MARKETS</b>															
1205598	1/24/23	6/15/24	91282CCG4	AA+	Aaa	AA+	50,000,000.00	0.2500	4.5170	47,156,250.00	2,765,378.94	57,718.58	49,921,628.94	49,974,158.50	52,529.56
<b>US TREASURY N/B / DAIWA CAPITAL MARKETS</b>															
1205599	1/24/23	6/15/24	91282CCG4	AA+	Aaa	AA+	50,000,000.00	0.2500	4.5170	47,156,250.00	2,765,378.94	57,718.58	49,921,628.94	49,974,158.50	52,529.56
<b>US TREASURY N/B / DAIWA CAPITAL MARKETS</b>															
1205600	1/24/23	6/15/24	91282CCG4	AA+	Aaa	AA+	50,000,000.00	0.2500	4.5170	47,156,250.00	2,765,378.94	57,718.58	49,921,628.94	49,974,158.50	52,529.56
<b>US TREASURY N/B / DAIWA CAPITAL MARKETS</b>															
1205601	1/24/23	6/15/24	91282CCG4	AA+	Aaa	AA+	50,000,000.00	0.2500	4.5170	47,156,250.00	2,765,378.94	57,718.58	49,921,628.94	49,974,158.50	52,529.56
<b>US TREASURY N/B / DAIWA CAPITAL MARKETS</b>															
1205602	1/24/23	6/15/24	91282CCG4	AA+	Aaa	AA+	50,000,000.00	0.2500	4.5170	47,156,250.00	2,765,378.94	57,718.58	49,921,628.94	49,974,158.50	52,529.56
<b>US TREASURY N/B / DAIWA CAPITAL MARKETS</b>															
1205603	1/24/23	6/15/24	91282CCG4	AA+	Aaa	AA+	29,000,000.00	0.2500	4.5170	27,350,625.00	1,603,919.78	33,476.78	28,954,544.78	28,985,011.93	30,467.15
<b>Subtotal for TREASURY BOND:</b>							<b>529,000,000.00</b>	<b>0.2500</b>	<b>4.5170</b>	<b>498,913,125.00</b>	<b>29,257,709.18</b>	<b>610,662.58</b>	<b>528,170,834.18</b>	<b>528,726,596.93</b>	<b>555,762.75</b>
<b>Subtotal for U. S. TREASURIES:</b>							<b>529,000,000.00</b>	<b>0.2500</b>	<b>4.5170</b>	<b>498,913,125.00</b>	<b>29,257,709.18</b>	<b>610,662.58</b>	<b>528,170,834.18</b>	<b>528,726,596.93</b>	<b>555,762.75</b>
<b>Total 100-Pension Prepayment-CEO :</b>							<b>529,000,000.00</b>	<b>0.2500</b>	<b>4.5170</b>	<b>498,913,125.00</b>	<b>29,257,709.18</b>	<b>610,662.58</b>	<b>528,170,834.18</b>	<b>528,726,596.93</b>	<b>555,762.75</b>
<b>Net Asset Value (NAV):</b>														<b>1.001052</b>	

**650-CCCD SERIES 2017E**

# ORANGE COUNTY TREASURER-TAX COLLECTOR

## Investment Inventory with Market Value by Entity & Instrument Non-Pooled Investments As of 31-May-2024

Run Date: 06-Jun-2024 01:49:45 PM  
 Print Date: 06-Jun-2024  
 As at date: 06-Jun-2024

56663

\* Market values provided by Northern Trust

Deal No.	Settle Date	Maturity Date	CUSIP	S&P	Moody's	Fitch	Face Value	Coupon	Purchase Yield	Capital	Capital Accrual	Interest Accrual	Book Value	Market Value *	Unrealized Gain/(Loss)
<b>Issuer / Broker</b>															
<b>UNITED STATES DOLLAR</b>															
<b><u>650-CCCD SERIES 2017E</u></b>															
<b>FUNDS</b>															
<b>NORTHERN INST U.S. TREASURY PORTFOLIO</b>															
	6/1/21			AAAm	NR	NR	330,656.30		5.1585	330,656.30			330,656.30	330,656.30	0.00
<b>Subtotal for FUNDS:</b>							<b>330,656.30</b>		<b>5.1585</b>	<b>330,656.30</b>			<b>330,656.30</b>	<b>330,656.30</b>	<b>0.00</b>
<b>GOVERNMENT AGENCY</b>															
<b>DISCOUNT NOTES</b>															
<b>FHLB DISC CORP / FTN FINANCIAL</b>															
1263588	3/27/24	6/11/24	313384XZ7	A-1+	P-1	NR	3,600,000.00		5.2000	3,560,480.00	0.00	34,320.00	3,594,800.00	3,594,258.00	(542.00)
<b>Subtotal for DISCOUNT NOTES:</b>							<b>3,600,000.00</b>	<b>0.0000</b>	<b>5.2000</b>	<b>3,560,480.00</b>	<b>0.00</b>	<b>34,320.00</b>	<b>3,594,800.00</b>	<b>3,594,258.00</b>	<b>(542.00)</b>
<b>GOVT AGENCY-FIX-30/360</b>															
<b>FED HM LN BK BD / DEUTSCHE</b>															
967776	7/18/18	6/11/27	3130AEFG0	AA+	Aaa	NR	385,000.00	3.1250	3.1846	383,225.15	1,170.86	5,681.43	384,396.01	373,736.73	(10,659.28)
<b>FED FARM CR BK / FTN FINANCIAL</b>															
1001372	2/20/19	6/15/27	3133EEW89	AA+	Aaa	AA+	225,000.00	3.1250	2.9561	227,778.98	(1,763.89)	3,242.19	226,015.09	218,394.32	(7,620.77)
<b>FED FARM CR BK / MORGAN STANLEY _1</b>															
1015241	5/16/19	11/12/27	3133EH6M0	AA+	Aaa	AA+	94,000.00	2.8000	2.6533	95,041.52	(618.57)	138.91	94,422.95	88,583.53	(5,839.42)
<b>FED HM LN BK BD / CITIGROUP GLOBAL MARKETS</b>															
981587	10/12/18	12/10/27	3130AD7C0	AA+	Aaa	NR	180,000.00	2.7500	3.4669	169,941.34	6,188.30	2,351.25	176,129.64	171,155.50	(4,974.14)
<b>FED FARM CR BK / FTN FINANCIAL</b>															
1026648	7/30/19	12/20/27	3133EH3S0	AA+	Aaa	AA+	137,000.00	2.7300	2.2650	141,840.21	(2,790.33)	1,672.66	139,049.88	130,050.51	(8,999.37)
<b>FED FARM CR BK / MORGAN STANLEY _1</b>															
1005676	3/19/19	12/28/27	31331YLB4	AA+	Aaa	AA+	45,000.00	5.2500	2.8900	53,177.40	(4,845.87)	1,004.06	48,331.53	46,699.06	(1,632.47)
<b>FED FARM CR BK / DEUTSCHE</b>															
938650	1/18/18	1/18/28	3133EH7H0	AA+	Aaa	AA+	2,000,000.00	2.8750	2.8890	1,997,580.00	1,541.41	21,243.06	1,999,121.41	1,906,021.02	(93,100.39)
<b>FED HM LN BK BD / CASTLE OAK SECURITIES</b>															
987151	11/16/18	11/16/28	3130AFFX0	AA+	Aaa	NR	85,000.00	3.2500	3.3680	84,154.25	468.69	115.10	84,622.94	80,806.47	(3,816.47)
<b>FANNIE MAE / TD SECURITIES</b>															
935871	12/29/17	5/15/29	31359MEU3	AA+	Aaa	AA+	1,500,000.00	6.2500	2.7914	2,002,678.50	(283,738.45)	4,166.67	1,718,940.05	1,616,348.12	(102,591.94)
<b>FED FARM CR BK / BANK OF AMERICA</b>															
936269	1/3/18	1/3/30	3133EH5V1	AA+	Aaa	AA+	2,000,000.00	2.9800	2.9971	1,996,580.00	1,827.17	24,502.22	1,998,407.17	1,862,614.66	(135,792.51)
<b>FREDDIE MAC / BARCLAYS CAPITAL</b>															
941166	2/2/18	3/15/31	3134A4AA2	AA+	Aaa	AA+	1,500,000.00	6.7500	3.0912	2,088,162.00	(283,807.16)	21,375.00	1,804,354.84	1,707,645.89	(96,708.96)
<b>FREDDIE MAC / Mizuho Securities USA Inc</b>															
945319	3/1/18	7/15/32	3134A4KX1	AA+	Aaa	AA+	2,000,000.00	6.2500	3.2042	2,697,120.00	(303,154.23)	47,222.22	2,393,965.77	2,270,778.70	(123,187.07)
<b>FED FARM CR BK / MORGAN STANLEY</b>															

# ORANGE COUNTY TREASURER-TAX COLLECTOR

## Investment Inventory with Market Value by Entity & Instrument Non-Pooled Investments As of 31-May-2024

Run Date: 06-Jun-2024 01:49:45 PM  
 Print Date: 06-Jun-2024  
 As at date: 06-Jun-2024

56663

\* Market values provided by Northern Trust

Deal No.	Settle Date	Maturity Date	CUSIP	S&P	Moody's	Fitch	Face Value	Coupon	Purchase Yield	Capital	Capital Accrual	Interest Accrual	Book Value	Market Value *	Unrealized Gain/(Loss)	
<b>Issuer / Broker</b>																
<b>UNITED STATES DOLLAR</b>																
<b><u>650-CCCD SERIES 2017E</u></b>																
<b>GOVERNMENT AGENCY</b>																
<b>GOVT AGENCY-FIX-30/360</b>																
948858	3/22/18	7/19/32	3133EA5P9	AA+	Aaa	AA+	255,000.00	3.0500	3.3488	246,378.45	3,726.48	2,851.75	250,104.93	229,288.61	(20,816.32)	
<b>FED FARM CR BK / MORGAN STANLEY</b>																
948857	3/22/18	11/8/32	3133EA7G7	AA+	Aaa	AA+	147,000.00	3.1200	3.3373	143,323.53	1,556.18	293.02	144,879.71	130,590.47	(14,289.24)	
<b>FED FARM CR BK / MORGAN STANLEY</b>																
948855	3/22/18	3/23/33	3133EEUG3	AA+	Aaa	AA+	500,000.00	3.3500	3.3496	500,023.74	(9.80)	3,163.89	500,013.94	451,648.26	(48,365.68)	
<b>FED FARM CR BK / MORGAN STANLEY</b>																
948856	3/22/18	12/27/33	3133EDCX8	AA+	Aaa	AA+	263,000.00	4.4400	3.3596	297,542.42	(13,567.41)	4,995.25	283,975.01	261,358.41	(22,616.60)	
<b>FED FARM CR BK / FTN FINANCIAL</b>																
945505	3/2/18	2/13/34	3133EJCP2	AA+	Aaa	AA+	2,000,000.00	3.3300	3.4801	1,963,460.00	14,314.31	19,980.00	1,977,774.31	1,794,193.54	(183,580.77)	
<b>FED FARM CR BK / CITIGROUP GLOBAL MARKETS</b>																
947691	3/15/18	11/2/35	31331KN89	AA+	Aaa	AA+	2,000,000.00	3.9100	3.3519	2,147,620.00	(52,005.41)	6,299.44	2,095,614.59	1,833,736.00	(261,878.59)	
<b>Subtotal for GOVT AGENCY-FIX-30/360:</b>							<b>15,316,000.00</b>	<b>4.2975</b>	<b>3.1381</b>	<b>17,235,627.49</b>	<b>(915,507.72)</b>	<b>170,298.12</b>	<b>16,320,119.77</b>	<b>15,173,649.79</b>	<b>(1,146,469.98)</b>	
<b>Subtotal for GOVERNMENT AGENCY:</b>							<b>18,916,000.00</b>	<b>3.4796</b>	<b>3.5305</b>	<b>20,796,107.49</b>	<b>(915,507.72)</b>	<b>204,618.12</b>	<b>19,914,919.77</b>	<b>18,767,907.79</b>	<b>(1,147,011.98)</b>	
<b>U. S. TREASURIES</b>																
<b>TREASURY BOND</b>																
<b>US TREASURY N/B / CITIGROUP GLOBAL MARKETS</b>																
947405	3/14/18	2/15/36	912810FT0	AA+	Aaa	AA+	1,500,000.00	4.5000	2.9081	1,831,699.22	(115,058.64)	19,842.03	1,716,640.58	1,532,088.12	(184,552.46)	
<b>Subtotal for TREASURY BOND:</b>							<b>1,500,000.00</b>	<b>4.5000</b>	<b>2.9081</b>	<b>1,831,699.22</b>	<b>(115,058.64)</b>	<b>19,842.03</b>	<b>1,716,640.58</b>	<b>1,532,088.12</b>	<b>(184,552.46)</b>	
<b>TREASURY BOND - ME</b>																
<b>US TREASURY N/B / MORGAN STANLEY</b>																
942094	2/8/18	2/15/27	912828V98	AA+	Aaa	AA+	2,000,000.00	2.2500	2.8307	1,908,125.00	64,290.19	13,228.02	1,972,415.19	1,889,868.64	(82,546.55)	
<b>Subtotal for TREASURY BOND - ME:</b>							<b>2,000,000.00</b>	<b>2.2500</b>	<b>2.8307</b>	<b>1,908,125.00</b>	<b>64,290.19</b>	<b>13,228.02</b>	<b>1,972,415.19</b>	<b>1,889,868.64</b>	<b>(82,546.55)</b>	
<b>Subtotal for U. S. TREASURIES:</b>							<b>3,500,000.00</b>	<b>3.2143</b>	<b>2.8639</b>	<b>3,739,824.22</b>	<b>(50,768.45)</b>	<b>33,070.05</b>	<b>3,689,055.77</b>	<b>3,421,956.76</b>	<b>(267,099.01)</b>	
<b>Total 650-CCCD SERIES 2017E :</b>							<b>22,746,656.30</b>	<b>3.4382</b>	<b>3.4516</b>	<b>24,866,588.01</b>	<b>(966,276.17)</b>	<b>237,688.17</b>	<b>23,934,631.84</b>	<b>22,520,520.85</b>	<b>(1,414,110.99)</b>	
<b>Net Asset Value (NAV):</b>														<b>0.940918</b>		
<b><u>650-Fountain Valley SD40</u></b>																
<b>FUNDS</b>																
<b>NORTHERN TRUST FVSD 40 SWEEP</b>																
						NR	0.00			0.00			0.00	0.00	0.00	
<b>Subtotal for FUNDS:</b>							<b>0.00</b>			<b>0.00</b>			<b>0.00</b>	<b>0.00</b>	<b>0.00</b>	<b>0.00</b>

# ORANGE COUNTY TREASURER-TAX COLLECTOR

## Investment Inventory with Market Value by Entity & Instrument Non-Pooled Investments As of 31-May-2024

Run Date: 06-Jun-2024 01:49:45 PM  
 Print Date: 06-Jun-2024  
 As at date: 06-Jun-2024

56663

\* Market values provided by Northern Trust

Deal No.	Settle Date	Maturity Date	CUSIP	S&P	Moody's	Fitch	Face Value	Coupon	Purchase Yield	Capital	Capital Accrual	Interest Accrual	Book Value	Market Value *	Unrealized Gain/(Loss)	
<b>Issuer / Broker</b>																
<b>UNITED STATES DOLLAR</b>																
<b><u>650-Fountain Valley SD40</u></b>																
<b>GOVERNMENT AGENCY</b>																
<b>GOVT AGENCY-FIX-30/360</b>																
<b>FED FARM CR BK / MORGAN STANLEY _1</b>																
1019609	6/14/19	6/3/24	3133EKNX0	AA+	Aaa	AA+	3,465,000.00	2.1600	1.9601	3,497,640.30	(32,603.81)	37,006.20	3,465,036.49	3,502,006.20	36,969.71	
<b>FANNIE MAE / Mizuho Securities USA Inc</b>																
1053766	1/21/20	1/7/25	3135G0X24	AA+	Aaa	AA+	3,300,000.00	1.6250	1.6351	3,298,416.00	1,392.43	21,450.00	3,299,808.43	3,251,342.75	(48,465.68)	
<b>FANNIE MAE / MORGAN STANLEY _1</b>																
1077257	7/29/20	6/17/25	3135G04Z3	AA+	Aaa	AA+	3,500,000.00	0.5000	0.4363	3,510,760.09	(8,458.73)	7,972.22	3,502,301.36	3,345,528.27	(156,773.09)	
<b>FANNIE MAE / TD SECURITIES</b>																
1217026	4/18/23	9/24/26	3135G0Q22	AA+	Aaa	AA+	3,500,000.00	1.8750	3.9225	3,271,857.16	74,386.38	12,213.54	3,346,243.54	3,288,198.73	(58,044.82)	
<b>Subtotal for GOVT AGENCY-FIX-30/360:</b>							<b>13,765,000.00</b>	<b>1.5372</b>	<b>1.9937</b>	<b>13,578,673.55</b>	<b>34,716.27</b>	<b>78,641.96</b>	<b>13,613,389.82</b>	<b>13,387,075.95</b>	<b>(226,313.87)</b>	
<b>Subtotal for GOVERNMENT AGENCY:</b>							<b>13,765,000.00</b>	<b>1.5372</b>	<b>1.9937</b>	<b>13,578,673.55</b>	<b>34,716.27</b>	<b>78,641.96</b>	<b>13,613,389.82</b>	<b>13,387,075.95</b>	<b>(226,313.87)</b>	
<b>U. S. TREASURIES</b>																
<b>TREASURY BOND</b>																
<b>US TREASURY N/B / JEFFERIES &amp; COMPANY</b>																
1228516	7/7/23	8/15/27	912828Z00	AA+	Aaa	AA+	3,500,000.00	2.2500	4.5177	3,205,371.09	64,818.36	23,149.04	3,270,189.45	3,275,824.83	5,635.38	
<b>Subtotal for TREASURY BOND:</b>							<b>3,500,000.00</b>	<b>2.2500</b>	<b>4.5177</b>	<b>3,205,371.09</b>	<b>64,818.36</b>	<b>23,149.04</b>	<b>3,270,189.45</b>	<b>3,275,824.83</b>	<b>5,635.38</b>	
<b>TREASURY BOND - ME</b>																
<b>US TREASURY N/B / BANK OF AMERICA</b>																
1224311	6/9/23	2/28/25	91282CGN5	AA+	Aaa	AA+	3,400,000.00	4.6250	4.7616	3,392,164.06	4,452.80	39,739.81	3,396,616.86	3,424,200.76	27,583.90	
<b>US TREASURY N/B / DEUTSCHE</b>																
1100898	2/1/21	1/31/26	91282CBH3	AA+	Aaa	AA+	3,500,000.00	0.3750	0.4193	3,492,343.75	5,101.37	4,399.04	3,497,445.12	3,249,965.46	(247,479.66)	
<b>US TREASURY N/B / BARCLAYS CAPITAL</b>																
1113406	5/6/21	4/30/26	91282CBW0	AA+	Aaa	AA+	3,500,000.00	0.7500	0.7965	3,492,070.31	4,888.52	2,282.61	3,496,958.83	3,241,013.06	(255,945.78)	
<b>US TREASURY N/B / BANK OF AMERICA</b>																
1214697	3/31/23	3/31/27	91282CE33	AA+	Aaa	AA+	3,500,000.00	0.6250	3.8080	3,090,253.91	120,035.13	3,705.60	3,210,289.04	3,131,420.43	(78,868.62)	
<b>US TREASURY N/B / TD SECURITIES</b>																
1256812	2/5/24	6/30/27	91282CEW7	AA+	Aaa	AA+	3,510,000.00	3.2500	4.0660	3,419,782.03	8,505.64	36,666.97	3,428,287.67	3,418,371.77	(9,915.90)	
<b>Subtotal for TREASURY BOND - ME:</b>							<b>17,410,000.00</b>	<b>1.9103</b>	<b>2.7596</b>	<b>16,886,614.06</b>	<b>142,983.46</b>	<b>86,794.03</b>	<b>17,029,597.52</b>	<b>16,464,971.46</b>	<b>(564,626.06)</b>	
<b>Subtotal for U. S. TREASURIES:</b>							<b>20,910,000.00</b>	<b>1.9671</b>	<b>3.0539</b>	<b>20,091,985.15</b>	<b>207,801.82</b>	<b>109,943.07</b>	<b>20,299,786.97</b>	<b>19,740,796.29</b>	<b>(558,990.68)</b>	
<b>Total 650-Fountain Valley SD40 :</b>							<b>34,675,000.00</b>	<b>1.7964</b>	<b>2.6330</b>	<b>33,670,658.70</b>	<b>242,518.09</b>	<b>188,585.03</b>	<b>33,913,176.79</b>	<b>33,127,872.24</b>	<b>(785,304.55)</b>	
<b>Net Asset Value (NAV):</b>														<b>0.976844</b>		
<b>Total Investments:</b>							<b>586,421,656.30</b>	<b>0.4634</b>	<b>4.3643</b>	<b>557,450,371.71</b>	<b>28,533,951.10</b>	<b>1,036,935.78</b>	<b>586,018,642.81</b>	<b>584,374,990.02</b>	<b>47</b>	<b>(1,643,652.79)</b>

# ORANGE COUNTY TREASURER-TAX COLLECTOR

## Investment Inventory with Market Value by Entity & Instrument Non-Pooled Investments As of 31-May-2024

Run Date: 06-Jun-2024 01:49:45 PM  
 Print Date: 06-Jun-2024  
 As at date: 06-Jun-2024

Page 5 of 5

User: SNong

56663

\* Market values provided by orthern Trust

Deal No.	Settle Date	Maturity Date	CUSIP	S&P	Moodys	Fitch	Face Value	Coupon	Purchase Yield	Capital	Capital Accrual	Interest Accrual	Book Value	Market Value *	Unrealized Gain/(Loss)
----------	-------------	---------------	-------	-----	--------	-------	------------	--------	----------------	---------	-----------------	------------------	------------	----------------	------------------------

**Issuer / Broker**

Note: Market values include accrued interest.

**Report Parameters**

Query: Month End Specific  
 Settlement Date: not greater than 31 May 2024  
 Entity Name: one of 650-CCCD SERIES 2017E, 650-Fountain Valley SD40, 100-Pension Prepayment-CEO  
 Instrument Type: not one of NT TREASURY SWEEP - GF100, NT TREASURY SWEEP - JWA  
 Account Name: not one of BLACKROCK TEMPFUND - JWA MMF, BLACKROCK TEMPFUND-COUNTY MMF, BLACKROCK TEMPFUND-EDUCATIONAL MMF, GOLDMAN SACHS - COUNTY MMF, GOLDMAN SACHS - EDUCATIONAL MMF, GS FIN SQ TX FREE-LAD00, GS FIN TAX FREE-GF 100, MORGAN STANLEY GOVT 8302-COUNTY MMF, MORGAN STANLEY GOVT 8302-EDUCATIONAL M, MORGAN STANLEY GOVT 8302-JWA MMF, GOLDMAN SACHS - JWA MMF, NORTHERN TRUST - JWA 26-95550, BANK OF NEW YORK-JWA 276340, JWA COM CK W INT PF, INVESCO STIC GOVERNMENT & AGENCY  
 Entity: not one of 112-County Infrastructure, 161-Law Library, 480-Ladera CFD 99-1 Const, 482-Spcl Mello Roos Res,

**COUNTY OF ORANGE  
 CEO FINANCE DEPARTMENT  
 INVENTORY OF INVESTMENTS WITH TRUSTEES  
 SUMMARY BY INVESTMENT TYPE  
 05/31/2024**

DESCRIPTION	CUSIP #	INTEREST RATE	BOOK VALUE	MARKET VALUE	ACCRUED INTEREST
<b>MONEY MARKET FUNDS</b>					
FIRST AMERICAN GOVT OBLIGATION FUND CL Z	31846V567	5.20%	\$ 112,154,322.28	\$ 112,154,322.28	\$ 539,661.96
FED GOVT OBLI FD-IS	60934N104	5.19%	5,888.93	5,888.93	25.88
<b>SUB-TOTAL MONEY MARKET FUNDS</b>			112,160,211.21	112,160,211.21	539,687.84
<b>TOTAL OF INVESTMENTS WITH TRUSTEES</b>			<u>\$ 112,160,211.21</u>	<u>\$ 112,160,211.21</u>	<u>\$ 539,687.84</u>

- - -

**COUNTY OF ORANGE**  
**CEO FINANCE DEPARTMENT**  
**INVENTORY OF INVESTMENTS WITH TRUSTEES**  
**05/31/2024**

BOND DESCRIPTION	TRUSTEE	CUSIP #	MOODY'S	S & P	FITCH	*	INTEREST RATE	BOOK VALUE	MARKET VALUE	ACCRUED INTEREST
<b>FIRST AMERICAN GOVT OBLIGATION FUND CL Z (MONEY MARKET)</b>										
2014 SOCPFA SERIES B	U.S. BANK	31846V567	Aaa-mf	AAAm	AAAmf		5.20%	\$ 407,813.25	\$ 407,813.25	\$ 1,794.99
2016-1 VILLAGE OF ESENCIA	U.S. BANK	31846V567						12,898,809.45	12,898,809.45	56,485.80
2017-1 NEWPORT COAST	U.S. BANK	31846V567						965,709.82	965,709.82	4,250.56
2017-1 VILLAGE OF ESENCIA IA1	U.S. BANK	31846V567						10,552,784.86	10,552,784.86	46,161.12
2017-1 VILLAGE OF ESENCIA IA2	U.S. BANK	31846V567						2,513,424.89	2,513,424.89	11,059.44
2018 SOCPFA SERIES A	U.S. BANK	31846V567						26,813.26	26,813.26	118.02
NEWPORT COAST - Group 4	U.S. BANK	31846V567						453,675.21	453,675.21	1,996.85
OBLIGATION NOTES	U.S. BANK	31846V567						233,870.84	233,870.84	4,381.47
2022 SOCPFA Sheriff's Building	U.S. BANK	31846V567						3,424,392.17	3,424,392.17	4,883.14
CFD 2021-1 Rienda	U.S. BANK	31846V567						29,379,393.50	29,379,393.50	140,380.95
2023 SOCPFA SERIES A	U.S. BANK	31846V567						3,822,290.92	3,822,290.92	16,823.78
CFD 2023-1 Rienda	U.S. BANK	31846V567						47,475,344.11	47,475,344.11	251,325.84
<b>FED GOVT OBLI FD-IS (MONEY MARKET)</b>										
2016 CUF LEASE REVENUE BONDS	ZIONS BANK	60934N104	Aaa-mf	AAAm	AAAmf		5.19%	5,888.93	5,888.93	25.88
<b>TOTAL OF INVESTMENTS WITH TRUSTEES</b>								<b>\$ 112,160,211.21</b>	<b>\$ 112,160,211.21</b>	<b>\$ 539,687.84</b>

\* Ratings are based on availability of the report



**Orange County Treasurer-Tax Collector  
Temporary Transfers to School Districts\*\*  
Fiscal Years 2011/2012 through 2023/2024**

<u>Temporary Transfer-from OCEIP</u>	<u>Transfer Date</u>	<u>Maturity</u>	<u>Int Rate*</u>	<u>Original Amount</u>		<u>Principal Paydown</u>	<u>Principal Outstanding</u>
Anaheim Union High	4/30/2012	10/31/2012	0.560%	\$ 55,000,000	Educational Money Market Fund	\$ 55,000,000	-
Anaheim Union High	10/10/2012	1/31/2013	0.440%	15,000,000	Educational Money Market Fund	15,000,000	-
Anaheim Union High	2/28/2013	8/31/2013	0.380%	47,000,000	Educational Money Market Fund	47,000,000	-
Anaheim Union High	4/28/2014	7/31/2014	0.470%	26,000,000	Educational Money Market Fund	26,000,000	-
Anaheim Union High	10/23/2015	12/31/2015	0.760%	17,000,000	Educational Money Market Fund	17,000,000	-
Anaheim Union High	8/23/2016	12/31/2016	0.780%	15,000,000	Educational Money Market Fund	15,000,000	-
Anaheim City	4/29/2013	8/31/2013	0.380%	14,700,000	Educational Money Market Fund	14,700,000	-
Anaheim City	9/9/2013	12/31/2013	0.340%	12,000,000	Educational Money Market Fund	12,000,000	-
Anaheim City	4/28/2014	7/31/2014	0.470%	12,000,000	Educational Money Market Fund	12,000,000	-
Anaheim City	8/1/2014	12/31/2014	0.460%	12,000,000	Educational Money Market Fund	12,000,000	-
Anaheim City	8/3/2015	12/31/2015	0.760%	10,000,000	Educational Money Market Fund	10,000,000	-
Brea Olinda	4/30/2012	10/31/2012	0.560%	3,000,000	Educational Money Market Fund	3,000,000	-
Capistrano Unified	4/29/2013	7/31/2013	0.360%	15,000,000	Educational Money Market Fund	15,000,000	-
Capistrano Unified	8/9/2013	12/31/2013	0.340%	55,000,000	Educational Money Market Fund	55,000,000	-
Capistrano Unified	10/1/2014	12/31/2014	0.460%	25,000,000	Educational Money Market Fund	25,000,000	-
Capistrano Unified	10/9/2015	4/30/2016	0.800%	40,000,000	Educational Money Market Fund	40,000,000	-
Capistrano Unified	8/8/2016	1/31/2017	0.780%	60,000,000	Educational Money Market Fund	60,000,000	-
Capistrano Unified	10/10/2017	1/31/2018	1.340%	60,000,000	Educational Money Market Fund	60,000,000	-
Capistrano Unified	9/28/2018	1/31/2019	2.238%	40,000,000	Educational Money Market Fund	40,000,000	-
Capistrano Unified	9/27/2019	1/31/2020	2.130%	40,000,000	Educational Money Market Fund	40,000,000	-
Capistrano Unified	9/24/2020	1/29/2021	0.926%	40,000,000	Educational Money Market Fund	40,000,000	-
Capistrano Unified	10/7/2021	1/31/2022	0.571%	25,000,000	Educational Money Market Fund	25,000,000	-
Capistrano Unified	10/5/2022	1/31/2023	3.042%	25,000,000	Educational Money Market Fund	25,000,000	-
Fullerton Joint Union High	4/30/2012	10/31/2012	0.560%	15,000,000	Educational Money Market Fund	15,000,000	-
Fullerton Joint Union High	4/29/2013	8/31/2013	0.380%	15,000,000	Educational Money Market Fund	15,000,000	-
La Habra City	4/30/2012	10/31/2012	0.560%	4,000,000	Educational Money Market Fund	4,000,000	-
La Habra City	4/10/2013	8/31/2013	0.380%	4,000,000	Educational Money Market Fund	4,000,000	-
La Habra City	4/28/2014	7/31/2014	0.470%	2,000,000	Educational Money Market Fund	2,000,000	-
La Habra City	3/15/2021	10/31/2021	0.680%	10,000,000	Educational Money Market Fund	10,000,000	-
Ocean View	4/29/2013	8/31/2013	0.380%	3,000,000	Educational Money Market Fund	3,000,000	-
Placentia Yorba-Linda	10/10/2012	1/31/2013	0.440%	20,000,000	Educational Money Market Fund	20,000,000	-
Placentia Yorba-Linda	2/28/2013	8/31/2013	0.380%	40,000,000	Educational Money Market Fund	40,000,000	-
Santa Ana Unified	4/30/2012	10/31/2012	0.560%	70,000,000	Educational Money Market Fund	70,000,000	-
Santa Ana Unified	4/15/2013	8/31/2013	0.380%	45,000,000	Educational Money Market Fund	45,000,000	-
Santa Ana Unified	4/28/2014	7/31/2014	0.470%	35,000,000	Educational Money Market Fund	35,000,000	-
Savanna School District	11/2/2015	1/6/2016	0.760%	1,000,000	Educational Money Market Fund	1,000,000	-
<b>Total Temporary Transfers</b>				<b>\$ 927,700,000</b>		<b>\$ 927,700,000</b>	<b>-</b>

\* Int Rate is the Educational Investment Pool monthly apportionment gross yield for the last active month plus 15 basis points.

\*\* Temporary Transfers are authorized by California Constitution Article XVI Section 6, and OC Board of Supervisors Resolution 19-018  
These transactions are reported in the County's books as Due to/From other Governmental Entities within the School Fund #650.

# County of Orange Treasurer-Tax Collector's Office Detail Transaction Report

Transaction Date From 01-May-2024 To 31-May-2024

Deal	Issuer	Broker	Inst Type	Maturity Date	Trans Date	Trans Type	Coupon/Yield(%)	Par Value	Cost	Purchased Interest	(Interest) Amort / (Accret) (Gain) / Loss	Settlement
<b>Fund:</b>	<b>Extended Fund</b>											
1225706	FHLB DISC CORP	/TD SECURITIES	AGDN				5.0250 / 5.2584					
				5/3/2024	5/3/2024	MAT		(50,000,000.00)	(47,780,625.00)	0.00	(2,219,375.00)	50,000,000.00
1233419	FED FARM CR BK	/UBS FINANCIAL SERVICES	AGNF1				5.2300 / 5.2371					
				11/5/2024	5/5/2024	INT		0.00	0.00	0.00	(1,307,500.00)	1,307,500.00
1246109	FED FARM CR BK	/BARCLAYS CAPITAL	AGNF1				5.2500 / 5.2511					
				5/5/2025	5/5/2024	INT		0.00	0.00	0.00	(1,246,875.00)	1,246,875.00
1267811	FED FARM CR BK	/DEUTSCHE	AGNF1				4.8800 / 4.8807					
				11/6/2026	5/6/2024	INT		0.00	0.00	0.00	(74,555.56)	74,555.56
1104586	FANNIE MAE	/MORGAN STANLEY_1	AGNF1				0.5000 / 0.7129					
				11/7/2025	5/7/2024	INT		0.00	0.00	0.00	(125,000.00)	125,000.00
1215862	FED HM LN BK BD	/GREAT PACIFIC SECURITIES	AGNF1				4.4400 / 4.4430					
				5/7/2024	5/7/2024	INT		0.00	0.00	0.00	(1,110,000.00)	1,110,000.00
				5/7/2024	5/7/2024	MAT		(50,000,000.00)	(50,000,000.00)	0.00	0.00	50,000,000.00
1215863	FED HM LN BK BD	/GREAT PACIFIC SECURITIES	AGNF1				4.4400 / 4.4430					
				5/7/2024	5/7/2024	INT		0.00	0.00	0.00	(1,110,000.00)	1,110,000.00
				5/7/2024	5/7/2024	MAT		(50,000,000.00)	(50,000,000.00)	0.00	0.00	50,000,000.00
1245166	FED HM LN BK BD	/FTN FINANCIAL	AGNF1				5.0950 / 5.0977					
				4/11/2025	5/7/2024	INT		0.00	0.00	0.00	(1,273,750.00)	1,273,750.00
1245167	FED HM LN BK BD	/FTN FINANCIAL	AGNF1				5.0950 / 5.0977					
				4/11/2025	5/7/2024	INT		0.00	0.00	0.00	(1,273,750.00)	1,273,750.00
1246112	FED FARM CR BK	/TD SECURITIES	AGNF1				5.2500 / 5.2509					
				5/7/2025	5/7/2024	INT		0.00	0.00	0.00	(1,261,458.33)	1,261,458.33
1246113	FED FARM CR BK	/TD SECURITIES	AGNF1				5.2500 / 5.2509					
				5/7/2025	5/7/2024	INT		0.00	0.00	0.00	(1,261,458.33)	1,261,458.33
1263583	FED HM LN BK BD	/RBC	AGNF1				4.6100 / 4.6123					
				5/7/2026	5/7/2024	INT		0.00	0.00	0.00	(256,111.11)	256,111.11
1234022	FED HM LN BK BD	/UBS FINANCIAL SERVICES	AGNF1				5.3000 / 5.3072					
				11/8/2024	5/8/2024	INT		0.00	0.00	0.00	(1,325,000.00)	1,325,000.00
1234023	FED HM LN BK BD	/UBS FINANCIAL SERVICES	AGNF1				5.3000 / 5.3072					
				11/8/2024	5/8/2024	INT		0.00	0.00	0.00	(1,325,000.00)	1,325,000.00

# County of Orange Treasurer-Tax Collector's Office Detail Transaction Report

Transaction Date From 01-May-2024 To 31-May-2024

Deal	Issuer	Broker	Inst Type	Maturity Date	Trans Date	Trans Type	Coupon/Yield(%)	Par Value	Cost	Purchased Interest	(Interest) Amort / (Accret) (Gain) / Loss	Settlement
<b>Fund:</b>	<b>Extended Fund</b>											
1234055	FED HM LN BK BD	/UBS FINANCIAL SERVICES	AGNF1				5.3400 / 5.3474					
				11/8/2024	5/8/2024	INT		0.00	0.00	0.00	(1,335,000.00)	1,335,000.00
1246110	FED FARM CR BK	/TD SECURITIES	AGNF1				5.2500 / 5.2506					
				5/9/2025	5/9/2024	INT		0.00	0.00	0.00	(1,276,041.67)	1,276,041.67
1246111	FED FARM CR BK	/TD SECURITIES	AGNF1				5.2500 / 5.2506					
				5/9/2025	5/9/2024	INT		0.00	0.00	0.00	(1,276,041.67)	1,276,041.67
1263234	US TREASURY N/B	/MORGAN STANLEY	TBILL				5.2625 / 5.2973					
				5/9/2024	5/9/2024	MAT		(50,000,000.00)	(49,671,093.75)	0.00	(328,906.25)	50,000,000.00
1263438	US TREASURY N/B	/MORGAN STANLEY	TBILL				5.2675 / 5.3016					
				5/9/2024	5/9/2024	MAT		(50,000,000.00)	(49,678,097.22)	0.00	(321,902.78)	50,000,000.00
1215866	FED HM LN BK BD	/TD SECURITIES	AGNF1				4.4400 / 4.4356					
				5/10/2024	5/10/2024	INT		0.00	0.00	0.00	(1,110,000.00)	1,110,000.00
				5/10/2024	5/10/2024	MAT		(50,000,000.00)	(50,000,000.00)	0.00	0.00	50,000,000.00
1215867	FED HM LN BK BD	/TD SECURITIES	AGNF1				4.4400 / 4.4356					
				5/10/2024	5/10/2024	INT		0.00	0.00	0.00	(1,110,000.00)	1,110,000.00
				5/10/2024	5/10/2024	MAT		(50,000,000.00)	(50,000,000.00)	0.00	0.00	50,000,000.00
1215922	FED HM LN BK BD	/TD SECURITIES	AGNF1				4.6500 / 4.6453					
				5/10/2024	5/10/2024	INT		0.00	0.00	0.00	(1,162,500.00)	1,162,500.00
				5/10/2024	5/10/2024	MAT		(50,000,000.00)	(50,000,000.00)	0.00	0.00	50,000,000.00
1267249	FED FARM CR BK	/JP MORGAN CHASE & CO	AGNF1				4.9000 / 4.9011					
				11/10/2026	5/10/2024	INT		0.00	0.00	0.00	(122,500.00)	122,500.00
1234021	FED FARM CR BK	/FTN FINANCIAL	AGNF1				5.3200 / 5.3273					
				11/12/2024	5/12/2024	INT		0.00	0.00	0.00	(1,330,000.00)	1,330,000.00
1250557	FED HM LN BK BD	/UBS FINANCIAL SERVICES	AGNF1				4.6500 / 4.6531					
				5/12/2025	5/12/2024	INT		0.00	0.00	0.00	(930,000.00)	930,000.00
1220183	FED HM LN BK BD	/UBS FINANCIAL SERVICES	AGNF1				4.7550 / 4.7544					
				5/13/2024	5/13/2024	INT		0.00	0.00	0.00	(1,188,750.00)	1,188,750.00
				5/13/2024	5/13/2024	MAT		(50,000,000.00)	(50,000,000.00)	0.00	0.00	50,000,000.00
1267094	FED FARM CR BK	/TD SECURITIES	AGNF1				4.8900 / 4.8914					
				11/13/2026	5/13/2024	INT		0.00	0.00	0.00	(163,000.00)	163,000.00
1115357	US TREASURY N/B	/DEUTSCHE	TRBDI				0.2500 / 0.3289					
				5/15/2024	5/15/2024	INT		0.00	0.00	0.00	(62,500.00)	62,500.00

# County of Orange Treasurer-Tax Collector's Office Detail Transaction Report

Transaction Date From 01-May-2024 To 31-May-2024

Deal	Issuer	Broker	Inst Type	Maturity Date	Trans Date	Trans Type	Coupon/ Yield(%)	Par Value	Cost	Purchased Interest	(Interest) Amort / (Accret) (Gain) / Loss	Settlement
<b>Fund:</b>			<b>Extended Fund</b>									
1116286	US TREASURY N/B	/BNP PARIBAS	TRBDI	5/15/2024	5/15/2024	MAT	0.2500 / 0.3109	(50,000,000.00)	(49,882,812.50)	0.00	(117,187.50)	50,000,000.00
				5/15/2024	5/15/2024	INT		0.00	0.00	0.00	(62,500.00)	62,500.00
				5/15/2024	5/15/2024	MAT		(50,000,000.00)	(49,910,156.25)	0.00	(89,843.75)	50,000,000.00
1136679	US TREASURY N/B	/JP MORGAN CHASE & CO	TRBDI				0.2500 / 0.3587					
				5/15/2024	5/15/2024	INT		0.00	0.00	0.00	(62,500.00)	62,500.00
				5/15/2024	5/15/2024	MAT		(50,000,000.00)	(49,851,562.50)	0.00	(148,437.50)	50,000,000.00
1228330	US TREASURY N/B	/DAIWA CAPITAL MARKETS	TRBDI				0.7500 / 5.3313					
				11/15/2024	5/15/2024	INT		0.00	0.00	0.00	(187,500.00)	187,500.00
1233577	US TREASURY N/B	/DAIWA CAPITAL MARKETS	TRBDI				0.7500 / 5.3361					
				11/15/2024	5/15/2024	INT		0.00	0.00	0.00	(187,500.00)	187,500.00
1247300	US TREASURY N/B	/MORGAN STANLEY	TRBDI				2.8750 / 4.4572					
				5/15/2028	5/15/2024	INT		0.00	0.00	0.00	(718,750.00)	718,750.00
1247907	US TREASURY N/B	/Mizuho Securities USA Inc	TRBDI				3.1250 / 4.4192					
				11/15/2028	5/15/2024	INT		0.00	0.00	0.00	(781,250.00)	781,250.00
1248618	US TREASURY N/B	/DAIWA CAPITAL MARKETS	TRBDI				2.1250 / 4.8836					
				5/15/2025	5/15/2024	INT		0.00	0.00	0.00	(531,250.00)	531,250.00
1249450	US TREASURY N/B	/MORGAN STANLEY	TRBDI				1.6250 / 4.5166					
				5/15/2026	5/15/2024	INT		0.00	0.00	0.00	(406,250.00)	406,250.00
1254405	US TREASURY N/B	/MORGAN STANLEY	TRBDI				1.6250 / 4.2373					
				5/15/2026	5/15/2024	INT		0.00	0.00	0.00	(406,250.00)	406,250.00
1259944	US TREASURY N/B	/MORGAN STANLEY	TRBDI				2.0000 / 4.5075					
				11/15/2026	5/15/2024	INT		0.00	0.00	0.00	(500,000.00)	500,000.00
1263584	US TREASURY N/B	/JP MORGAN CHASE & CO	TBILL				5.2498 / 5.2884					
				5/16/2024	5/16/2024	MAT		(50,000,000.00)	(49,635,430.56)	0.00	(364,569.44)	50,000,000.00
1148918	FED FARM CR BK	/FTN FINANCIAL	AGNF1				1.0500 / 1.0900					

# County of Orange Treasurer-Tax Collector's Office Detail Transaction Report

Transaction Date From 01-May-2024 To 31-May-2024

Deal	Issuer	Broker	Inst Type	Maturity Date	Trans Date	Trans Type	Coupon/Yield(%)	Par Value	Cost	Purchased Interest	(Interest) Amort / (Accret) (Gain) / Loss	Settlement
<b>Fund:</b>	<b>Extended Fund</b>											
				11/17/2025	5/17/2024	INT		0.00	0.00	0.00	(131,250.00)	131,250.00
1148919	FED FARM CR BK	/GREAT PACIFIC SECURITIES	AGNF1				1.0500 / 1.0902					
				11/17/2025	5/17/2024	INT		0.00	0.00	0.00	(131,250.00)	131,250.00
1267463	FED FARM CR BK	/JEFFERIES & COMPANY	AGNF1				4.9000 / 4.9014					
				11/17/2026	5/17/2024	INT		0.00	0.00	0.00	(163,333.33)	163,333.33
1221553	FED HM LN BK BD	/FTN FINANCIAL	AGNF1				4.6800 / 4.6853					
				8/2/2024	5/18/2024	INT		0.00	0.00	0.00	(1,170,000.00)	1,170,000.00
1221554	FED HM LN BK BD	/FTN FINANCIAL	AGNF1				4.6800 / 4.7037					
				8/2/2024	5/18/2024	INT		0.00	0.00	0.00	(1,170,000.00)	1,170,000.00
1234989	FED HM LN BK BD	/RBC	AGNF1				5.3500 / 5.3574					
				11/19/2024	5/19/2024	INT		0.00	0.00	0.00	(1,337,500.00)	1,337,500.00
1250347	FED HM LN BK BD	/CASTLE OAK SECURITIES	AGNF1				4.6150 / 4.6173					
				5/19/2025	5/19/2024	INT		0.00	0.00	0.00	(987,097.22)	987,097.22
1219980	FED HM LN BK BD	/FTN FINANCIAL	AGNF1				4.6900 / 4.6881					
				5/20/2024	5/20/2024	INT		0.00	0.00	0.00	(1,172,500.00)	1,172,500.00
				5/20/2024	5/20/2024	MAT		(50,000,000.00)	(50,000,000.00)	0.00	0.00	50,000,000.00
1264499	FED FARM CR BK	/CASTLE OAK SECURITIES	AGNF1				4.5900 / 4.5921					
				11/20/2026	5/20/2024	INT		0.00	0.00	0.00	(306,000.00)	306,000.00
1220404	FED HM LN BK BD	/BANK OF AMERICA	AGNF1				4.7600 / 4.7580					
				5/22/2024	5/22/2024	INT		0.00	0.00	0.00	(1,190,000.00)	1,190,000.00
				5/22/2024	5/22/2024	MAT		(50,000,000.00)	(50,000,000.00)	0.00	0.00	50,000,000.00
1235261	FED HM LN BK BD	/MORGAN STANLEY	AGNF1				5.3750 / 5.3824					
				11/22/2024	5/22/2024	INT		0.00	0.00	0.00	(1,343,750.00)	1,343,750.00
1250597	FED HM LN BK BD	/BNY Mellon Capital Market	AGNF1				4.6700 / 4.6724					
				5/23/2025	5/23/2024	INT		0.00	0.00	0.00	(998,861.11)	998,861.11
1250600	FED HM LN BK BD	/BNY Mellon Capital Market	AGNF1				4.6700 / 4.6724					
				5/23/2025	5/23/2024	INT		0.00	0.00	0.00	(998,861.11)	998,861.11
1115693	FED HM LN BK BD	/GREAT PACIFIC SECURITIES	CALLGOVAGY				0.7600 / 0.7600					
				11/24/2025	5/24/2024	INT		0.00	0.00	0.00	(57,000.00)	57,000.00

# County of Orange Treasurer-Tax Collector's Office Detail Transaction Report

Transaction Date From 01-May-2024 To 31-May-2024

Deal	Issuer	Broker	Inst Type	Maturity Date	Trans Date	Trans Type	Coupon/Yield(%)	Par Value	Cost	Purchased Interest	(Interest) Amort / (Accret) (Gain) / Loss	Settlement
<b>Fund: Extended Fund</b>												
1215921	FED HM LN BK BD	/TD SECURITIES	AGNF1				4.6500 / 4.6428					
				5/24/2024	5/24/2024	INT		0.00	0.00	0.00	(1,162,500.00)	1,162,500.00
				5/24/2024	5/24/2024	MAT		(50,000,000.00)	(50,000,000.00)	0.00	0.00	50,000,000.00
1216982	FED FARM CR BK	/FTN FINANCIAL	AGNF1				4.7100 / 4.7142					
				5/24/2024	5/24/2024	INT		0.00	0.00	0.00	(588,750.00)	588,750.00
				5/24/2024	5/24/2024	MAT		(25,000,000.00)	(25,000,000.00)	0.00	0.00	25,000,000.00
1222697	FED HM LN BK BD	/FTN FINANCIAL	AGNF1				4.9050 / 4.9108					
				8/30/2024	5/26/2024	INT		0.00	0.00	0.00	(1,226,250.00)	1,226,250.00
1116512	FED HM LN BK BD	/GREAT PACIFIC SECURITIES	CALLGOVAGY				0.7900 / 0.7900					
				11/28/2025	5/28/2024	INT		0.00	0.00	0.00	(98,750.00)	98,750.00
1216177	FED HM LN BK BD	/DEUTSCHE	AGNF1				4.6200 / 4.6245					
				5/30/2024	5/30/2024	INT		0.00	0.00	0.00	(308,000.00)	308,000.00
				5/30/2024	5/30/2024	MAT		(50,000,000.00)	(50,000,000.00)	0.00	0.00	50,000,000.00
1253204	FED HM LN BK BD	/RBC	AGNF1				4.5700 / 4.5732					
				5/30/2025	5/30/2024	INT		0.00	0.00	0.00	(894,958.33)	894,958.33
1253441	FED HM LN BK BD	/BANK OF AMERICA	AGNF1				4.6100 / 4.6134					
				5/30/2025	5/30/2024	INT		0.00	0.00	0.00	(896,388.89)	896,388.89
1263440	FHLB DISC CORP	/UBS FINANCIAL SERVICES	AGDN				5.2200 / 5.2697					
				5/30/2024	5/30/2024	MAT		(50,000,000.00)	(49,528,750.00)	0.00	(471,250.00)	50,000,000.00
1259640	US TREASURY N/B	/CASTLE OAK SECURITIES	TRBDME				1.2500 / 4.5063					
				11/30/2026	5/31/2024	INT		0.00	0.00	0.00	(312,500.00)	312,500.00
<b>Sub Total:</b>								<b>(925,000,000.00)</b>	<b>(920,938,527.78)</b>	<b>0.00</b>	<b>(48,567,513.88)</b>	<b>969,506,041.66</b>
<b>Fund: 650-CCCD SERIES 2017E</b>												
947691	FED FARM CR BK	/CITIGROUP GLOBAL MARKETS	AGNF1				3.9100 / 3.3519					
				11/2/2035	5/2/2024	INT		0.00	0.00	0.00	(39,100.00)	39,100.00
948857	FED FARM CR BK	/MORGAN STANLEY	AGNF1				3.1200 / 3.3373					
				11/8/2032	5/8/2024	INT		0.00	0.00	0.00	(2,293.20)	2,293.20
1015241	FED FARM CR BK	/MORGAN STANLEY_1	AGNF1				2.8000 / 2.6533					
				11/12/2027	5/12/2024	INT		0.00	0.00	0.00	(1,316.00)	1,316.00

# County of Orange Treasurer-Tax Collector's Office Detail Transaction Report

Transaction Date From 01-May-2024 To 31-May-2024

Deal	Issuer	Broker	Inst Type	Maturity Date	Trans Date	Trans Type	Coupon/ Yield(%)	Par Value	Cost	Purchased Interest	(Interest) Amort / (Accret) (Gain) / Loss	Settlement
<b>Fund:</b>			<b>650-CCCD SERIES 2017E</b>									
935871	FANNIE MAE	/TD SECURITIES	AGNF1				6.2500 / 2.7914					
				5/15/2029	5/15/2024	INT		0.00	0.00	0.00	(46,875.00)	46,875.00
987151	FED HM LN BK BD	/CASTLE OAK SECURITIES	AGNF1				3.2500 / 3.3680					
				11/16/2028	5/16/2024	INT		0.00	0.00	0.00	(1,381.25)	1,381.25
<b>Sub Total:</b>								<u>0.00</u>	<u>0.00</u>	<u>0.00</u>	<u>(90,965.45)</u>	<u>90,965.45</u>

Grand Total: (925,000,000.00)    (920,938,527.78)    0.00    (48,658,479.33)    969,597,007.11

County of Orange  
Treasurer-Tax Collector's Office

**MONEY MARKET MUTUAL FUNDS AND LAIF TRANSACTIONS REPORT**  
For 01-May-2024 to 31-May-2024

Cashflow Date	Transaction Description	Amount	Deal No.
<b>INVESCO GOVERNMENT &amp; AGENCY SHORT-TERM INVESTMENTS TRUST (Extended Fund)</b>			
5/1/2024	ACTUAL CASHFLOW	(1,027,000.00)	1268694
5/2/2024	ACTUAL CASHFLOW	(45,350,000.00)	1268741
5/3/2024	ACTUAL CASHFLOW	42,033,000.00	1269089
5/6/2024	ACTUAL CASHFLOW	(23,460,069.44)	1269272
5/7/2024	ACTUAL CASHFLOW	21,599,527.78	1269436
5/8/2024	ACTUAL CASHFLOW	(5,198,000.00)	1269653
5/9/2024	ACTUAL CASHFLOW	(128,066,916.67)	1269857
5/10/2024	ACTUAL CASHFLOW	(39,056,000.00)	1269911
5/13/2024	ACTUAL CASHFLOW	7,318,750.00	1270322
5/14/2024	ACTUAL CASHFLOW	(4,726,000.00)	1270483
5/15/2024	ACTUAL CASHFLOW	161,633,250.00	1270712
5/16/2024	ACTUAL CASHFLOW	(13,028,000.00)	1270745
5/17/2024	ACTUAL CASHFLOW	(53,781,166.66)	1271059
5/20/2024	ACTUAL CASHFLOW	45,013,097.22	1271260
5/21/2024	ACTUAL CASHFLOW	(25,430,000.00)	1271423
5/22/2024	ACTUAL CASHFLOW	53,688,750.00	1271636
5/23/2024	ACTUAL CASHFLOW	(13,897,277.78)	1271832
5/24/2024	ACTUAL CASHFLOW	53,705,250.00	1271875
5/28/2024	ACTUAL CASHFLOW	(46,822,000.00)	1271987
5/29/2024	ACTUAL CASHFLOW	287,466,000.00	1272188
5/30/2024	ACTUAL CASHFLOW	38,313,347.23	1272606
5/31/2024	ACTUAL CASHFLOW	(323,492,500.00)	1272824
<b>Sub Total Amount Per Account:</b>		<b>(12,563,958.32)</b>	
<b>NORTHERN INSTITUTIONAL TREASURY PORTFOLIO</b>			
5/2/2024	ACTUAL CASHFLOW	39,100.00	1268915
5/8/2024	ACTUAL CASHFLOW	2,293.20	1269658
5/9/2024	ACTUAL CASHFLOW	(203.63)	1269866
5/13/2024	ACTUAL CASHFLOW	1,316.00	1270321
5/15/2024	ACTUAL CASHFLOW	46,875.00	1270706
5/16/2024	ACTUAL CASHFLOW	1,381.25	1270861
<b>Sub Total Amount Per Account:</b>		<b>90,761.82</b>	
<b>Total Amount:</b>		<b><u>(12,473,196.50)</u></b>	



# TREASURER'S MONTHLY INVESTMENT REPORT

## Distribution List

### County of Orange Elected Officials

Honorable Don Barnes, Sheriff-Coroner  
Honorable Hugh Nguyen, Clerk-Recorder  
Honorable Claude Parrish, Assessor  
Honorable Todd Spitzer, District Attorney/  
Public Administrator  
Honorable Andrew Hamilton, Auditor-Controller

### Treasury Oversight Committee

Francine Scinto  
David Carlson  
Alisa Backstrom  
Sal Kureh  
Andrew Hamilton  
Frank Kim  
Al Mijares

### County of Orange Departments

Assessor  
Auditor-Controller  
Campaign Finance and Ethics Commission  
Child Support Services  
Clerk of the Board  
Clerk-Recorder  
County Counsel  
County Executive Office  
District Attorney/Public Administrator  
Health Care Agency  
Human Resources Services  
Independent Review  
Internal Audit  
John Wayne Airport  
OC Community Resources  
OC Public Works  
OC Waste & Recycling  
Probation  
Public Defender  
Registrar of Voters  
Sheriff-Coroner  
Social Services Agency

### County Agencies

Civic Center Commission  
First 5 Orange County, Children & Families  
Commission In-Home Supportive Services  
Orange County Public Law Library  
Orange County Employees Retirement System Orange  
County Cemetery District  
Orange County Housing Finance Trust  
Orange County Fire Authority  
Orange County Transportation Authority  
Santa Ana River Flood Protection Agency  
Transportation Corridor Agencies

### State of California

Superior Court

### Orange County School Districts

Orange County Department of Education  
Anaheim Elementary School District  
Anaheim Union High School District

Brea-Olinda Unified School District  
Buena Park School District  
Capistrano Unified School District  
Centralia School District  
Cypress School District Fountain  
Valley School District Fullerton  
School District  
Fullerton Joint Union High School District Garden  
Grove Unified School District Huntington Beach  
City School District Huntington Beach Union High  
School District Irvine Unified School District  
Laguna Beach Unified School District  
La Habra City School District  
Los Alamitos Unified School District  
Lowell Joint School District Magnolia  
School District  
Newport-Mesa Unified School District  
Ocean View School District  
Orange Unified School District  
Placentia-Yorba Linda Unified School District  
Saddleback Valley Unified School District  
Santa Ana Unified School District Savanna  
School District  
Tustin Unified School District  
Westminster School District

### Orange County Community College Districts (CCD)

Coast CCD  
North Orange County CCD  
Rancho-Santiago CCD  
South Orange County CCD

### Orange County Regional Occupational Programs (ROP)

Capistrano-Laguna Beach ROP  
Coastline ROP  
North Orange County ROP

### Voluntary Pool Participants (date approved)

Serrano Water District (6-22-99) City  
of Villa Park (10-2-01)  
City of Tustin (5-21-02) Mesa  
Water District (8-9-02)  
Orange County Water District (3-30-04)  
Municipal Water District of Orange County (7-27-04)  
Orange County Mosquito and Vector Control District  
(11-14-06)  
Buena Park Library District (2-9-10)  
Local Agency Formation Commission (10-5-10) Villa  
Park Community Services Foundation (4-5-11) City  
of Laguna Niguel (3-13-14)  
City of Lake Forest (12-16-15)  
Foothill/Eastern TCA (10-14-16) San  
Joaquin Hills TCA (10-14-16)  
Foothill/Eastern TCA/RCC (11-17-16) City  
of Laguna Woods (5-10-17)  
City of Mission Viejo (10-2-17)  
Placentia Library District (10-16-17)  
City of Huntington Beach (6-25-20)  
Orange County Transportation Authority (10-15-21)